



**Auto 66
National Road Races
Mallory Park**

20th May 2012





Auto 66 Road Race Championships

Sorted on Laps

Allcomers / Master of Mallory

Mallory Park 1.390 Miles

Race 7

20/05/2012 13:04

Race started at 13:04:50

| Pos | No. | Name | Bike | cc | Laps | Total Tm | Diff | Best Tm | Avg. Speed | Best Speed |
|-----|-----|-----------------|----------|--------------|------|----------|--------|----------|------------|------------|
| 1 | 183 | Keith Pringle | BMW | S1000RR 1000 | 8 | 7:33.015 | | 55.595 | 88.368 | 90.008 |
| 2 | 21 | Richard Gibson | Yamaha | R1 1000 | 8 | 7:37.096 | 4.081 | 55.418 | 87.579 | 90.296 |
| 3 | 10 | Mick Goodings | Honda | CBR RR 1000 | 8 | 7:37.499 | 4.484 | 56.098 | 87.502 | 89.201 |
| 4 | 52 | James Cowton | Honda | CBR 600 | 8 | 7:38.341 | 5.326 | 55.887 | 87.341 | 89.538 |
| 5 | 24 | Sonnie Ferguson | Kawasaki | ZX10 1000 | 8 | 7:42.411 | 9.396 | 56.114 | 86.572 | 89.176 |
| 6 | 169 | Carlo Barbaro | Kawasaki | ZX10R 1000 | 8 | 7:52.610 | 19.595 | 57.715 | 84.704 | 86.702 |
| 7 | 911 | Adam Sheriff | Yamaha | R6 600 | 8 | 7:55.706 | 22.691 | 57.228 | 84.153 | 87.440 |
| 8 | 51 | Rad Hughes | Yamaha | R6 599 | 8 | 8:02.064 | 29.049 | 58.740 | 83.043 | 85.189 |
| 9 | 241 | Andy Sellars | Suzuki | GSXR 1000 | 8 | 8:04.350 | 31.335 | 58.733 | 82.651 | 85.199 |
| 10 | 91 | James Neesom | Suzuki | GSXR 600 | 8 | 8:04.843 | 31.828 | 59.221 | 82.567 | 84.497 |
| 11 | 106 | Terje Joensen | Honda | CBR 1000 | 8 | 8:05.362 | 32.347 | 58.632 | 82.479 | 85.346 |
| 12 | 43 | Stephen Degnan | Suzuki | GSXR 1000 | 8 | 8:07.949 | 34.934 | 59.688 | 82.041 | 83.836 |
| 13 | 14 | Stephen Cobbold | Honda | CBR 1000 | 8 | 8:12.033 | 39.018 | 59.933 | 81.360 | 83.493 |
| 14 | 99 | Marc Coggon | Suzuki | K2 600 | 8 | 8:13.348 | 40.333 | 59.924 | 81.144 | 83.506 |
| 15 | 39 | Chris Smith | Kawasaki | ZXR 400 | 8 | 8:13.846 | 40.831 | 59.896 | 81.062 | 83.545 |
| 16 | 20 | Tim Watson | Kawasaki | ZX10R 1000 | 8 | 8:23.761 | 50.746 | 1:01.095 | 79.466 | 81.905 |
| 17 | 105 | Paul Wilson | Honda | CBR 600 | 7 | 7:35.783 | 1 Lap | 1:03.537 | 76.852 | 78.757 |

| Margin of Victory | Avg. Speed | Best Lap Tm | Best Speed | Best Lap by |
|-------------------|------------|-------------|------------|---------------------|
| 4.081 | 88.368 | 55.418 | 90.296 | 21 - Richard Gibson |

Timekeeper:

Clerk Of Course:

Weather / Track : Cloudy / Dry

Results : www.sportstimingservices.com

Printed: 20/05/2012 15:24:20



Auto 66 Road Race Championships

Lapchart

Allcomers / Master of Mallory

Mallory Park 1.390 Miles

Race 7

20/05/2012 13:04

Race started at 13:04:50

Competitors

Laps

| | 0 | 1 | 2 | 3 | 4 | 5 | 6 | 7 | 8 | |
|----------------------|----|-----|-----|-----|-----|-----|-----|-----|-----|-----|
| Richard Gibson (21) | 1 | 21 | 10 | 10 | 10 | 10 | 183 | 183 | 183 | 183 |
| Mick Goodings (10) | 2 | 10 | 183 | 183 | 183 | 183 | 10 | 10 | 21 | 21 |
| Adam Sheriff (911) | 3 | 911 | 911 | 21 | 21 | 21 | 21 | 21 | 10 | 10 |
| Keith Pringle (183) | 4 | 183 | 21 | 52 | 52 | 52 | 52 | 52 | 52 | 52 |
| James Cowton (52) | 5 | 52 | 52 | 911 | 24 | 24 | 24 | 24 | 24 | 24 |
| James Neesom (91) | 6 | 91 | 169 | 24 | 911 | 911 | 911 | 911 | 911 | 169 |
| Carlo Barbaro (169) | 7 | 169 | 24 | 169 | 169 | 169 | 169 | 169 | 169 | 911 |
| Sonnie Ferguson (24) | 8 | 24 | 91 | 91 | 51 | 51 | 51 | 51 | 51 | 51 |
| Stephen Degnan (43) | 9 | 43 | 51 | 51 | 91 | 91 | 91 | 91 | 91 | 241 |
| Andy Sellars (241) | 10 | 241 | 43 | 43 | 43 | 43 | 43 | 241 | 241 | 91 |
| Terje Joensen (106) | 11 | 106 | 241 | 241 | 241 | 241 | 241 | 106 | 106 | 106 |
| Marc Coggon (99) | 12 | 99 | 14 | 106 | 106 | 106 | 106 | 43 | 43 | 43 |
| Rad Hughes (51) | 13 | 51 | 39 | 14 | 14 | 14 | 14 | 14 | 14 | 14 |
| Chris Smith (39) | 14 | 39 | 106 | 99 | 99 | 99 | 99 | 99 | 99 | 99 |
| Tim Watson (20) | 15 | 20 | 99 | 39 | 39 | 39 | 39 | 39 | 39 | 39 |
| Stephen Cobbold (14) | 16 | 14 | 105 | 20 | 20 | 20 | 20 | 20 | 20 | 20 |
| Paul Wilson (105) | 17 | 105 | 20 | 105 | 105 | 105 | 105 | 105 | 105 | 105 |

Timekeeper:

Clerk Of Course:

Weather / Track : Cloudy / Dry

Results : www.sportstimingservices.com



Auto 66 Road Race Championships

Allcomers / Master of Mallory

Mallory Park 1.390 Miles

Race 7

20/05/2012 13:04

Race started at 13:04:50

| Lap | Lap Tm | Diff | Time of Day |
|----------------------------|---------------|--------|--------------|
| (183) Keith Pringle | | | |
| 1 | 1:00.271 | +4.676 | 13:05:52.748 |
| 2 | 56.497 | +0.902 | 13:06:49.245 |
| 3 | 55.984 | +0.389 | 13:07:45.229 |
| 4 | 55.684 | +0.089 | 13:08:40.913 |
| 5 | 55.745 | +0.150 | 13:09:36.658 |
| 6 | 55.713 | +0.118 | 13:10:32.371 |
| 7 | 55.595 | | 13:11:27.966 |
| 8 | 55.754 | +0.159 | 13:12:23.720 |

| Lap | Lap Tm | Diff | Time of Day |
|----------------------------|---------------|--------|--------------|
| (21) Richard Gibson | | | |
| 1 | 1:03.487 | +8.069 | 13:05:54.192 |
| 2 | 56.566 | +1.148 | 13:06:50.758 |
| 3 | 55.715 | +0.297 | 13:07:46.473 |
| 4 | 55.418 | | 13:08:41.891 |
| 5 | 56.225 | +0.807 | 13:09:38.116 |
| 6 | 56.430 | +1.012 | 13:10:34.546 |
| 7 | 56.761 | +1.343 | 13:11:31.307 |
| 8 | 56.494 | +1.076 | 13:12:27.801 |

| Lap | Lap Tm | Diff | Time of Day |
|---------------------------|---------------|--------|--------------|
| (10) Mick Goodings | | | |
| 1 | 1:00.527 | +4.429 | 13:05:51.934 |
| 2 | 56.295 | +0.197 | 13:06:48.229 |
| 3 | 56.250 | +0.152 | 13:07:44.479 |
| 4 | 56.098 | | 13:08:40.577 |
| 5 | 57.008 | +0.910 | 13:09:37.585 |
| 6 | 56.307 | +0.209 | 13:10:33.892 |
| 7 | 57.649 | +1.551 | 13:11:31.541 |
| 8 | 56.663 | +0.565 | 13:12:28.204 |

| Lap | Lap Tm | Diff | Time of Day |
|--------------------------|---------------|--------|--------------|
| (52) James Cowton | | | |
| 1 | 1:01.911 | +6.024 | 13:05:54.429 |
| 2 | 56.901 | +1.014 | 13:06:51.330 |
| 3 | 56.175 | +0.288 | 13:07:47.505 |
| 4 | 56.136 | +0.249 | 13:08:43.641 |
| 5 | 56.399 | +0.512 | 13:09:40.040 |
| 6 | 56.375 | +0.488 | 13:10:36.415 |
| 7 | 56.744 | +0.857 | 13:11:33.159 |
| 8 | 55.887 | | 13:12:29.046 |

| Lap | Lap Tm | Diff | Time of Day |
|-----------------------------|---------------|--------|--------------|
| (24) Sonnie Ferguson | | | |
| 1 | 1:01.939 | +5.825 | 13:05:55.079 |
| 2 | 58.604 | +2.490 | 13:06:53.683 |
| 3 | 56.825 | +0.711 | 13:07:50.508 |
| 4 | 56.672 | +0.558 | 13:08:47.180 |
| 5 | 56.370 | +0.256 | 13:09:43.550 |
| 6 | 56.114 | | 13:10:39.664 |
| 7 | 56.127 | +0.013 | 13:11:35.791 |
| 8 | 57.325 | +1.211 | 13:12:33.116 |

| Lap | Lap Tm | Diff | Time of Day |
|----------------------------|---------------|--------|--------------|
| (169) Carlo Barbaro | | | |
| 1 | 1:02.186 | +4.471 | 13:05:54.849 |
| 2 | 59.417 | +1.702 | 13:06:54.266 |
| 3 | 57.995 | +0.280 | 13:07:52.261 |
| 4 | 57.715 | | 13:08:49.976 |
| 5 | 58.138 | +0.423 | 13:09:48.114 |
| 6 | 57.844 | +0.129 | 13:10:45.958 |
| 7 | 58.229 | +0.514 | 13:11:44.187 |
| 8 | 59.128 | +1.413 | 13:12:43.315 |

| Lap | Lap Tm | Diff | Time of Day |
|---------------------------|---------------|--------|--------------|
| (911) Adam Sheriff | | | |
| 1 | 1:02.518 | +5.290 | 13:05:54.074 |
| 2 | 59.505 | +2.277 | 13:06:53.579 |
| 3 | 57.615 | +0.387 | 13:07:51.194 |
| 4 | 57.256 | +0.028 | 13:08:48.450 |
| 5 | 57.937 | +0.709 | 13:09:46.387 |
| 6 | 57.228 | | 13:10:43.615 |
| 7 | 58.309 | +1.081 | 13:11:41.924 |
| 8 | 1:04.487 | +7.259 | 13:12:46.411 |

| Lap | Lap Tm | Diff | Time of Day |
|------------------------|---------------|--------|--------------|
| (51) Rad Hughes | | | |
| 1 | 1:03.657 | +4.917 | 13:05:57.177 |
| 2 | 59.565 | +0.825 | 13:06:56.742 |
| 3 | 58.740 | | 13:07:55.482 |
| 4 | 59.270 | +0.530 | 13:08:54.752 |
| 5 | 59.517 | +0.777 | 13:09:54.269 |
| 6 | 59.406 | +0.666 | 13:10:53.675 |
| 7 | 59.244 | +0.504 | 13:11:52.919 |
| 8 | 59.850 | +1.110 | 13:12:52.769 |

| Lap | Lap Tm | Diff | Time of Day |
|---------------------------|---------------|--------|--------------|
| (241) Andy Sellars | | | |
| 1 | 1:05.492 | +6.759 | 13:05:58.748 |
| 2 | 1:00.324 | +1.591 | 13:06:59.072 |
| 3 | 59.545 | +0.812 | 13:07:58.617 |
| 4 | 59.665 | +0.932 | 13:08:58.282 |
| 5 | 59.592 | +0.859 | 13:09:57.874 |
| 6 | 58.733 | | 13:10:56.607 |
| 7 | 59.513 | +0.780 | 13:11:56.120 |
| 8 | 58.935 | +0.202 | 13:12:55.055 |

| Lap | Lap Tm | Diff | Time of Day |
|--------------------------|---------------|--------|--------------|
| (91) James Neesom | | | |
| 1 | 1:03.602 | +4.381 | 13:05:56.186 |
| 2 | 59.726 | +0.505 | 13:06:55.912 |
| 3 | 1:00.228 | +1.007 | 13:07:56.140 |
| 4 | 59.221 | | 13:08:55.361 |
| 5 | 59.963 | +0.742 | 13:09:55.324 |
| 6 | 1:00.053 | +0.832 | 13:10:55.377 |
| 7 | 59.991 | +0.770 | 13:11:55.368 |
| 8 | 1:00.180 | +0.959 | 13:12:55.548 |

| Lap | Lap Tm | Diff | Time of Day |
|----------------------------|---------------|--------|--------------|
| (106) Terje Joensen | | | |
| 1 | 1:06.649 | +8.017 | 13:05:59.954 |
| 2 | 1:00.898 | +2.266 | 13:07:00.852 |
| 3 | 58.966 | +0.334 | 13:07:59.818 |
| 4 | 58.632 | | 13:08:58.450 |
| 5 | 59.614 | +0.982 | 13:09:58.064 |
| 6 | 59.158 | +0.526 | 13:10:57.222 |
| 7 | 59.073 | +0.441 | 13:11:56.295 |
| 8 | 59.772 | +1.140 | 13:12:56.067 |

| Lap | Lap Tm | Diff | Time of Day |
|----------------------------|---------------|--------|--------------|
| (43) Stephen Degnan | | | |
| 1 | 1:05.213 | +5.525 | 13:05:58.368 |
| 2 | 1:00.029 | +0.341 | 13:06:58.397 |
| 3 | 59.845 | +0.157 | 13:07:58.242 |
| 4 | 59.688 | | 13:08:57.930 |
| 5 | 59.695 | +0.007 | 13:09:57.625 |
| 6 | 1:00.599 | +0.911 | 13:10:58.224 |
| 7 | 1:00.550 | +0.862 | 13:11:58.774 |
| 8 | 59.880 | +0.192 | 13:12:58.654 |

(14) Stephen Cobbold

| Lap | Lap Tm | Diff | Time of Day |
|-------------------------|---------------|--------|--------------|
| (99) Marc Coggon | | | |
| 1 | 1:05.389 | +5.456 | 13:05:59.556 |
| 2 | 1:01.345 | +1.412 | 13:07:00.901 |
| 3 | 1:01.086 | +1.153 | 13:08:01.987 |
| 4 | 1:00.167 | +0.234 | 13:09:02.154 |
| 5 | 59.933 | | 13:10:02.087 |
| 6 | 1:00.291 | +0.358 | 13:11:02.378 |
| 7 | 1:00.160 | +0.227 | 13:12:02.538 |
| 8 | 1:00.200 | +0.267 | 13:13:02.738 |

| Lap | Lap Tm | Diff | Time of Day |
|-------------------------|---------------|--------|--------------|
| (39) Chris Smith | | | |
| 1 | 1:07.219 | +7.295 | 13:06:00.734 |
| 2 | 1:01.797 | +1.873 | 13:07:02.531 |
| 3 | 1:00.087 | +0.163 | 13:08:02.618 |
| 4 | 1:00.394 | +0.470 | 13:09:03.012 |
| 5 | 1:00.306 | +0.382 | 13:10:03.318 |
| 6 | 59.924 | | 13:11:03.242 |
| 7 | 1:00.191 | +0.267 | 13:12:03.433 |
| 8 | 1:00.620 | +0.696 | 13:13:04.053 |

| Lap | Lap Tm | Diff | Time of Day |
|------------------------|---------------|--------|--------------|
| (20) Tim Watson | | | |
| 1 | 1:05.996 | +6.100 | 13:05:59.875 |
| 2 | 1:03.531 | +3.635 | 13:07:03.406 |
| 3 | 1:00.789 | +0.893 | 13:08:04.195 |
| 4 | 1:00.163 | +0.267 | 13:09:04.358 |
| 5 | 1:00.303 | +0.407 | 13:10:04.661 |
| 6 | 1:00.003 | +0.107 | 13:11:04.664 |
| 7 | 59.991 | +0.095 | 13:12:04.655 |
| 8 | 59.896 | | 13:13:04.551 |

| Lap | Lap Tm | Diff | Time of Day |
|--------------------------|-----------------|--------|--------------|
| (105) Paul Wilson | | | |
| 1 | 1:07.986 | +4.449 | 13:06:02.272 |
| 2 | 1:04.455 | +0.918 | 13:07:06.727 |
| 3 | 1:01.231 | +0.136 | 13:08:06.497 |
| 4 | 1:01.095 | | 13:09:07.592 |
| 5 | 1:01.560 | +0.465 | 13:10:09.152 |
| 6 | 1:01.243 | +0.148 | 13:11:10.395 |
| 7 | 1:01.944 | +0.849 | 13:12:12.339 |
| 8 | 1:02.127 | +1.032 | 13:13:14.466 |

Timekeeper:

Clerk Of Course:

Weather / Track : Cloudy / Dry

Results : www.sportstimingservices.com



Auto 66 Road Race Championships

Sorted on Laps

Allcomers / Master of Mallory

Mallory Park 1.390 Miles

Race 15

20/05/2012 15:31

Race started at 15:31:24

| Pos | No. | Name | Bike | cc | Laps | Total Tm | Diff | Best Tm | Avg. Speed | Best Speed |
|-----|-----|-----------------|----------|--------------|------|----------|--------|----------|------------|------------|
| 1 | 183 | Keith Pringle | BMW | S1000RR 1000 | 8 | 7:29.306 | | 55.194 | 89.097 | 90.662 |
| 2 | 21 | Richard Gibson | Yamaha | R1 1000 | 8 | 7:31.920 | 2.614 | 55.260 | 88.582 | 90.554 |
| 3 | 52 | James Cowton | Honda | CBR 600 | 8 | 7:35.988 | 6.682 | 55.792 | 87.792 | 89.690 |
| 4 | 10 | Mick Goodings | Honda | CBR RR 1000 | 8 | 7:37.719 | 8.413 | 54.782 | 87.460 | 91.344 |
| 5 | 911 | Adam Sheriff | Yamaha | R6 600 | 8 | 7:48.404 | 19.098 | 57.558 | 85.465 | 86.938 |
| 6 | 106 | Terje Joensen | Honda | CBR 1000 | 8 | 7:49.376 | 20.070 | 57.228 | 85.288 | 87.440 |
| 7 | 169 | Carlo Barbaro | Kawasaki | ZX10R 1000 | 8 | 7:54.501 | 25.195 | 58.014 | 84.367 | 86.255 |
| 8 | 39 | Chris Smith | Kawasaki | ZXR 400 | 8 | 8:03.799 | 34.493 | 58.904 | 82.745 | 84.952 |
| 9 | 241 | Andy Sellars | Suzuki | GSXR 1000 | 8 | 8:04.283 | 34.977 | 58.494 | 82.662 | 85.547 |
| 10 | 91 | James Neesom | Suzuki | GSXR 600 | 8 | 8:04.996 | 35.690 | 59.450 | 82.541 | 84.172 |
| 11 | 43 | Stephen Degnan | Suzuki | GSXR 1000 | 8 | 8:06.121 | 36.815 | 59.389 | 82.350 | 84.258 |
| 12 | 14 | Stephen Cobbold | Honda | CBR 1000 | 8 | 8:07.749 | 38.443 | 59.358 | 82.075 | 84.302 |
| 13 | 99 | Marc Coggon | Suzuki | K2 600 | 8 | 8:11.034 | 41.728 | 59.882 | 81.526 | 83.564 |
| 14 | 20 | Tim Watson | Kawasaki | ZX10R 1000 | 7 | 7:28.253 | 1 Lap | 1:02.149 | 78.143 | 80.516 |

Announcements

No.10 - 10 Second Penalty - JUMP START

| Margin of Victory | Avg. Speed | Best Lap Tm | Best Speed | Best Lap by |
|-------------------|------------|-------------|------------|--------------------|
| 2.614 | 89.097 | 54.782 | 91.344 | 10 - Mick Goodings |

Timekeeper:

Clerk Of Course:

Weather / Track : Cloudy / Dry

Results : www.sportstimingservices.com

Printed: 20/05/2012 15:42:30



Auto 66 Road Race Championships

Lapchart

Allcomers / Master of Mallory

Mallory Park 1.390 Miles

Race 15

20/05/2012 15:31

Race started at 15:31:24

Competitors

Laps

| | 0 | 1 | 2 | 3 | 4 | 5 | 6 | 7 | 8 |
|----------------------|-----|-----|-----|-----|-----|-----|-----|-----|-----|
| Mick Goodings (10) | 10 | 21 | 21 | 10 | 10 | 10 | 10 | 10 | 10 |
| James Cowton (52) | 52 | 10 | 10 | 21 | 21 | 183 | 183 | 183 | 183 |
| Richard Gibson (21) | 21 | 183 | 183 | 183 | 183 | 21 | 21 | 21 | 21 |
| Keith Pringle (183) | 183 | 52 | 52 | 52 | 52 | 52 | 52 | 52 | 52 |
| Adam Sheriff (911) | 911 | 911 | 911 | 911 | 911 | 911 | 911 | 911 | 911 |
| Carlo Barbaro (169) | 169 | 169 | 169 | 169 | 106 | 106 | 106 | 106 | 106 |
| James Neesom (91) | 91 | 91 | 106 | 106 | 169 | 169 | 169 | 169 | 169 |
| Terje Joensen (106) | 106 | 106 | 91 | 91 | 91 | 91 | 91 | 39 | 39 |
| Andy Sellars (241) | 241 | 43 | 39 | 39 | 39 | 39 | 39 | 91 | 241 |
| Stephen Degnan (43) | 43 | 39 | 43 | 43 | 43 | 43 | 43 | 43 | 91 |
| Marc Coggon (99) | 99 | 99 | 99 | 14 | 14 | 241 | 241 | 241 | 43 |
| Chris Smith (39) | 39 | 14 | 14 | 241 | 241 | 14 | 14 | 14 | 14 |
| Stephen Cobbold (14) | 14 | 241 | 241 | 99 | 99 | 99 | 99 | 99 | 99 |
| Tim Watson (20) | 20 | 20 | 20 | 20 | 20 | 20 | 20 | 20 | 20 |

Timekeeper:

Clerk Of Course:

Weather / Track : Cloudy / Dry

Results : www.sportstimingservices.com



Auto 66 Road Race Championships

Allcomers / Master of Mallory

Mallory Park 1.390 Miles

Race 15

20/05/2012 15:31

Race started at 15:31:24

| Lap | Lap Tm | Diff | Time of Day |
|----------------------------|---------------|--------------|--------------|
| (183) Keith Pringle | | | |
| 1 | 1:00.725 | +5.531 | 15:32:25.707 |
| 2 | 55.561 | +0.367 | 15:33:21.268 |
| 3 | 55.771 | +0.577 | 15:34:17.039 |
| 4 | 55.351 | +0.157 | 15:35:12.390 |
| 5 | 55.419 | +0.225 | 15:36:07.809 |
| 6 | 55.194 | 15:37:03.003 | |
| 7 | 55.253 | +0.059 | 15:37:58.256 |
| 8 | 55.344 | +0.150 | 15:38:53.600 |

| Lap | Lap Tm | Diff | Time of Day |
|----------------------------|---------------|--------------|--------------|
| (21) Richard Gibson | | | |
| 1 | 1:00.737 | +5.477 | 15:32:25.287 |
| 2 | 55.810 | +0.550 | 15:33:21.097 |
| 3 | 55.896 | +0.636 | 15:34:16.993 |
| 4 | 55.260 | 15:35:12.253 | |
| 5 | 56.026 | +0.766 | 15:36:08.279 |
| 6 | 55.667 | +0.407 | 15:37:03.946 |
| 7 | 55.918 | +0.658 | 15:37:59.864 |
| 8 | 56.350 | +1.090 | 15:38:56.214 |

| Lap | Lap Tm | Diff | Time of Day |
|--------------------------|---------------|--------------|--------------|
| (52) James Cowton | | | |
| 1 | 1:02.417 | +6.625 | 15:32:26.797 |
| 2 | 55.792 | 15:33:22.589 | |
| 3 | 56.246 | +0.454 | 15:34:18.835 |
| 4 | 56.040 | +0.248 | 15:35:14.875 |
| 5 | 56.004 | +0.212 | 15:36:10.879 |
| 6 | 55.951 | +0.159 | 15:37:06.830 |
| 7 | 56.224 | +0.432 | 15:38:03.054 |
| 8 | 57.228 | +1.436 | 15:39:00.282 |

| Lap | Lap Tm | Diff | Time of Day |
|---------------------------|---------------|--------------|--------------|
| (10) Mick Goodings | | | |
| 1 | 1:01.078 | +6.296 | 15:32:25.372 |
| 2 | 55.759 | +0.977 | 15:33:21.131 |
| 3 | 55.174 | +0.392 | 15:34:16.305 |
| 4 | 54.782 | 15:35:11.087 | |
| 5 | 54.896 | +0.114 | 15:36:05.983 |
| 6 | 55.222 | +0.440 | 15:37:01.205 |
| 7 | 55.089 | +0.307 | 15:37:56.294 |
| 8 | 55.719 | +0.937 | 15:38:52.013 |

| Lap | Lap Tm | Diff | Time of Day |
|---------------------------|---------------|--------------|--------------|
| (911) Adam Sheriff | | | |
| 1 | 1:01.078 | +3.520 | 15:32:27.539 |
| 2 | 57.973 | +0.415 | 15:33:25.512 |
| 3 | 57.558 | 15:34:23.070 | |
| 4 | 57.840 | +0.282 | 15:35:20.910 |
| 5 | 58.145 | +0.587 | 15:36:19.055 |
| 6 | 58.234 | +0.676 | 15:37:17.289 |
| 7 | 57.775 | +0.217 | 15:38:15.064 |
| 8 | 57.634 | +0.076 | 15:39:12.698 |

| Lap | Lap Tm | Diff | Time of Day |
|----------------------------|---------------|--------------|--------------|
| (106) Terje Joensen | | | |
| 1 | 1:02.286 | +5.058 | 15:32:29.495 |
| 2 | 57.892 | +0.664 | 15:33:27.387 |
| 3 | 57.821 | +0.593 | 15:34:25.208 |
| 4 | 58.436 | +1.208 | 15:35:23.644 |
| 5 | 57.475 | +0.247 | 15:36:21.119 |
| 6 | 57.228 | 15:37:18.347 | |
| 7 | 57.704 | +0.476 | 15:38:16.051 |
| 8 | 57.619 | +0.391 | 15:39:13.670 |

| Lap | Lap Tm | Diff | Time of Day |
|----------------------------|---------------|--------------|--------------|
| (169) Carlo Barbaro | | | |
| 1 | 1:01.675 | +3.661 | 15:32:28.395 |
| 2 | 58.297 | +0.283 | 15:33:26.692 |
| 3 | 58.394 | +0.380 | 15:34:25.086 |
| 4 | 59.217 | +1.203 | 15:35:24.303 |
| 5 | 58.229 | +0.215 | 15:36:22.532 |
| 6 | 58.014 | 15:37:20.546 | |
| 7 | 58.614 | +0.600 | 15:38:19.160 |
| 8 | 59.635 | +1.621 | 15:39:18.795 |

| Lap | Lap Tm | Diff | Time of Day |
|-------------------------|---------------|--------------|--------------|
| (39) Chris Smith | | | |
| 1 | 1:04.385 | +5.481 | 15:32:32.014 |
| 2 | 59.199 | +0.295 | 15:33:31.213 |
| 3 | 59.156 | +0.252 | 15:34:30.369 |
| 4 | 58.904 | 15:35:29.273 | |
| 5 | 59.782 | +0.878 | 15:36:29.055 |
| 6 | 59.616 | +0.712 | 15:37:28.671 |
| 7 | 59.811 | +0.907 | 15:38:28.482 |
| 8 | 59.611 | +0.707 | 15:39:28.093 |


| Lap | Lap Tm | Diff | Time of Day |
|---------------------------|---------------|--------------|--------------|
| (241) Andy Sellars | | | |
| 1 | 1:05.710 | +7.216 | 15:32:32.986 |
| 2 | 1:00.720 | +2.226 | 15:33:33.706 |
| 3 | 59.946 | +1.452 | 15:34:33.652 |
| 4 | 59.547 | +1.053 | 15:35:33.199 |
| 5 | 59.125 | +0.631 | 15:36:32.324 |
| 6 | 58.528 | +0.034 | 15:37:30.852 |
| 7 | 59.231 | +0.737 | 15:38:30.083 |
| 8 | 58.494 | 15:39:28.577 | |

| Lap | Lap Tm | Diff | Time of Day |
|--------------------------|---------------|--------------|--------------|
| (91) James Neesom | | | |
| 1 | 1:02.212 | +2.762 | 15:32:29.248 |
| 2 | 59.878 | +0.428 | 15:33:29.126 |
| 3 | 59.450 | 15:34:28.576 | |
| 4 | 59.506 | +0.056 | 15:35:28.082 |
| 5 | 1:00.205 | +0.755 | 15:36:28.287 |
| 6 | 59.889 | +0.439 | 15:37:28.176 |
| 7 | 1:01.076 | +1.626 | 15:38:29.252 |
| 8 | 1:00.038 | +0.588 | 15:39:29.290 |

| Lap | Lap Tm | Diff | Time of Day |
|----------------------------|---------------|--------------|--------------|
| (43) Stephen Degnan | | | |
| 1 | 1:04.183 | +4.794 | 15:32:31.469 |
| 2 | 1:00.512 | +1.123 | 15:33:31.981 |
| 3 | 59.543 | +0.154 | 15:34:31.524 |
| 4 | 59.389 | 15:35:30.913 | |
| 5 | 59.543 | +0.154 | 15:36:30.456 |
| 6 | 59.787 | +0.398 | 15:37:30.243 |
| 7 | 59.596 | +0.207 | 15:38:29.839 |
| 8 | 1:00.576 | +1.187 | 15:39:30.415 |

| Lap | Lap Tm | Diff | Time of Day |
|-----------------------------|---------------|--------------|--------------|
| (14) Stephen Cobbold | | | |
| 1 | 1:04.945 | +5.587 | 15:32:32.707 |
| 2 | 1:00.847 | +1.489 | 15:33:33.554 |
| 3 | 59.528 | +0.170 | 15:34:33.082 |
| 4 | 59.690 | +0.332 | 15:35:32.772 |
| 5 | 1:00.554 | +1.196 | 15:36:33.326 |
| 6 | 59.358 | 15:37:32.684 | |
| 7 | 59.769 | +0.411 | 15:38:32.453 |
| 8 | 59.590 | +0.232 | 15:39:32.043 |

(99) Marc Coggon



Timekeeper:

Clerk Of Course:

Weather / Track : Cloudy / Dry

Results : www.sportstimingservices.com



Auto 66 Road Race Championships

Sorted on Laps

Allcomers / Master of Mallory

Mallory Park 1.390 Miles

Race 22

20/05/2012 17:25

Race started at 17:25:07

| Pos | No. | Name | Bike | cc | Laps | Total Tm | Diff | Best Tm | Avg. Speed | Best Speed |
|-----|-----|-----------------|----------|--------------|------|-----------|--------|----------|------------|------------|
| 1 | 183 | Keith Pringle | BMW | S1000RR 1000 | 10 | 9:26.077 | | 55.386 | 88.398 | 90.348 |
| 2 | 21 | Richard Gibson | Yamaha | R1 1000 | 10 | 9:28.527 | 2.450 | 55.805 | 88.017 | 89.669 |
| 3 | 10 | Mick Goodings | Honda | CBR RR 1000 | 10 | 9:28.579 | 2.502 | 55.609 | 88.009 | 89.985 |
| 4 | 52 | James Cowton | Honda | CBR 600 | 10 | 9:35.898 | 9.821 | 56.189 | 86.890 | 89.057 |
| 5 | 169 | Carlo Barbaro | Kawasaki | ZX10R 1000 | 10 | 9:51.587 | 25.510 | 58.133 | 84.586 | 86.078 |
| 6 | 911 | Adam Sheriff | Yamaha | R6 600 | 10 | 9:52.395 | 26.318 | 57.551 | 84.471 | 86.949 |
| 7 | 106 | Terje Joensen | Honda | CBR 1000 | 10 | 9:52.547 | 26.470 | 58.156 | 84.449 | 86.044 |
| 8 | 43 | Stephen Degnan | Suzuki | GSXR 1000 | 10 | 9:59.555 | 33.478 | 58.388 | 83.462 | 85.703 |
| 9 | 51 | Rad Hughes | Yamaha | R6 599 | 10 | 9:59.858 | 33.781 | 58.375 | 83.420 | 85.722 |
| 10 | 39 | Chris Smith | Kawasaki | ZXR 400 | 10 | 10:08.323 | 42.246 | 59.346 | 82.259 | 84.319 |
| 11 | 14 | Stephen Cobbold | Honda | CBR 1000 | 10 | 10:14.070 | 47.993 | 1:00.032 | 81.489 | 83.356 |

Not classified

| | | | | | | | | | | |
|-----|----|--------------|--------|----------|---|----------|-----|----------|--------|--------|
| DNF | 91 | James Neesom | Suzuki | GSXR 600 | 6 | 6:11.619 | DNF | 59.874 | 80.792 | 83.576 |
| DNF | 99 | Marc Coggon | Suzuki | K2 600 | 6 | 6:16.910 | DNF | 1:00.163 | 79.658 | 83.174 |

| Margin of Victory | Avg. Speed | Best Lap Tm | Best Speed | Best Lap by |
|-------------------|------------|-------------|------------|---------------------|
| 2.450 | 88.398 | 55.386 | 90.348 | 183 - Keith Pringle |

Timekeeper:

Clerk Of Course:

Weather / Track : Cloudy / Dry

Results : www.sportstimingservices.com

Printed: 20/05/2012 17:35:54



Auto 66 Road Race Championships

Lapchart

Allcomers / Master of Mallory

Mallory Park 1.390 Miles

Race 22

20/05/2012 17:25

Race started at 17:25:07

Competitors

Laps

| | 0 | 1 | 2 | 3 | 4 | 5 | 6 | 7 | 8 | 9 | 10 | |
|----------------------|----|-----|-----|-----|-----|-----|-----|-----|-----|-----|-----|-----|
| Keith Pringle (183) | 1 | 183 | 21 | 21 | 183 | 183 | 21 | 21 | 183 | 183 | 183 | 183 |
| Mick Goodings (10) | 2 | 10 | 52 | 183 | 21 | 21 | 183 | 183 | 21 | 10 | 21 | 21 |
| Richard Gibson (21) | 3 | 21 | 183 | 52 | 52 | 52 | 52 | 10 | 10 | 21 | 10 | 10 |
| James Cowton (52) | 4 | 52 | 10 | 10 | 10 | 10 | 10 | 52 | 52 | 52 | 52 | 52 |
| Adam Sheriff (911) | 5 | 911 | 911 | 911 | 911 | 911 | 911 | 911 | 911 | 911 | 911 | 169 |
| Terje Joensen (106) | 6 | 106 | 169 | 169 | 169 | 169 | 169 | 169 | 106 | 169 | 169 | 911 |
| Chris Smith (39) | 7 | 39 | 106 | 106 | 106 | 106 | 106 | 169 | 106 | 106 | 106 | 106 |
| Carlo Barbaro (169) | 8 | 169 | 91 | 91 | 43 | 43 | 43 | 43 | 43 | 43 | 43 | 43 |
| James Neesom (91) | 9 | 91 | 43 | 43 | 91 | 51 | 51 | 51 | 51 | 51 | 51 | 51 |
| Stephen Degnan (43) | 10 | 43 | 51 | 51 | 51 | 91 | 39 | 39 | 39 | 39 | 39 | 39 |
| Stephen Cobbold (14) | 11 | 14 | 99 | 99 | 39 | 39 | 91 | 14 | 14 | 14 | 14 | 14 |
| Marc Coggon (99) | 12 | 99 | 39 | 39 | 99 | 14 | 14 | 91 | | | | |
| Rad Hughes (51) | 13 | 51 | 14 | 14 | 14 | 99 | 99 | 99 | | | | |

Timekeeper:

Clerk Of Course:

Weather / Track : Cloudy / Dry

Results : www.sportstimingservices.com



Auto 66 Road Race Championships

Allcomers / Master of Mallory

Mallory Park 1.390 Miles

Race 22

20/05/2012 17:25

Race started at 17:25:07

| Lap | Lap Tm | Diff | Time of Day |
|----------------------------|---------------|--------|--------------|
| (183) Keith Pringle | | | |
| 1 | 1:02.768 | +7.382 | 17:26:09.915 |
| 2 | 55.805 | +0.419 | 17:27:05.720 |
| 3 | 56.204 | +0.818 | 17:28:01.924 |
| 4 | 55.901 | +0.515 | 17:28:57.825 |
| 5 | 56.549 | +1.163 | 17:29:54.374 |
| 6 | 55.988 | +0.602 | 17:30:50.362 |
| 7 | 56.511 | +1.125 | 17:31:46.873 |
| 8 | 55.386 | | 17:32:42.259 |
| 9 | 55.556 | +0.170 | 17:33:37.815 |
| 10 | 55.409 | +0.023 | 17:34:33.224 |

| Lap | Lap Tm | Diff | Time of Day |
|----------------------------|---------------|--------|--------------|
| (21) Richard Gibson | | | |
| 1 | 1:02.025 | +6.220 | 17:26:09.301 |
| 2 | 56.370 | +0.565 | 17:27:05.671 |
| 3 | 56.829 | +1.024 | 17:28:02.500 |
| 4 | 55.805 | | 17:28:58.305 |
| 5 | 55.990 | +0.185 | 17:29:54.295 |
| 6 | 56.063 | +0.258 | 17:30:50.358 |
| 7 | 56.572 | +0.767 | 17:31:46.930 |
| 8 | 56.315 | +0.510 | 17:32:43.245 |
| 9 | 56.300 | +0.495 | 17:33:39.545 |
| 10 | 56.129 | +0.324 | 17:34:35.674 |

| Lap | Lap Tm | Diff | Time of Day |
|---------------------------|---------------|--------|--------------|
| (10) Mick Goodings | | | |
| 1 | 1:03.396 | +7.787 | 17:26:10.671 |
| 2 | 56.310 | +0.701 | 17:27:06.981 |
| 3 | 56.020 | +0.411 | 17:28:03.001 |
| 4 | 56.211 | +0.602 | 17:28:59.212 |
| 5 | 56.260 | +0.651 | 17:29:55.472 |
| 6 | 56.081 | +0.472 | 17:30:51.553 |
| 7 | 55.609 | | 17:31:47.162 |
| 8 | 56.081 | +0.472 | 17:32:43.243 |
| 9 | 56.367 | +0.758 | 17:33:39.610 |
| 10 | 56.116 | +0.507 | 17:34:35.726 |

| Lap | Lap Tm | Diff | Time of Day |
|--------------------------|---------------|--------|--------------|
| (52) James Cowton | | | |
| 1 | 1:02.203 | +6.014 | 17:26:09.498 |
| 2 | 56.890 | +0.701 | 17:27:06.388 |
| 3 | 56.447 | +0.258 | 17:28:02.835 |
| 4 | 56.189 | | 17:28:59.024 |
| 5 | 56.275 | +0.086 | 17:29:55.299 |
| 6 | 56.282 | +0.093 | 17:30:51.581 |
| 7 | 57.258 | +1.069 | 17:31:48.839 |
| 8 | 57.652 | +1.463 | 17:32:46.491 |
| 9 | 57.679 | +1.490 | 17:33:44.170 |
| 10 | 58.875 | +2.686 | 17:34:43.045 |

| Lap | Lap Tm | Diff | Time of Day |
|----------------------------|---------------|--------|--------------|
| (169) Carlo Barbaro | | | |
| 1 | 1:01.782 | +3.649 | 17:26:11.958 |
| 2 | 58.356 | +0.223 | 17:27:10.314 |
| 3 | 58.227 | +0.094 | 17:28:08.541 |
| 4 | 58.419 | +0.286 | 17:29:06.960 |
| 5 | 58.655 | +0.522 | 17:30:05.615 |
| 6 | 58.133 | | 17:31:03.748 |
| 7 | 59.729 | +1.596 | 17:32:03.477 |
| 8 | 58.542 | +0.409 | 17:33:02.019 |
| 9 | 58.305 | +0.172 | 17:34:00.324 |
| 10 | 58.410 | +0.277 | 17:34:58.734 |

| Lap | Lap Tm | Diff | Time of Day |
|---------------------------|---------------|--------|--------------|
| (911) Adam Sheriff | | | |
| 1 | 1:01.630 | +4.079 | 17:26:11.401 |
| 2 | 57.594 | +0.043 | 17:27:08.995 |
| 3 | 57.551 | | 17:28:06.546 |
| 4 | 57.766 | +0.215 | 17:29:04.312 |
| 5 | 58.637 | +1.086 | 17:30:02.949 |
| 6 | 58.921 | +1.370 | 17:31:01.870 |
| 7 | 59.221 | +1.670 | 17:32:01.091 |
| 8 | 59.510 | +1.959 | 17:33:00.601 |
| 9 | 59.300 | +1.749 | 17:33:59.901 |
| 10 | 59.641 | +2.090 | 17:34:59.542 |


| Lap | Lap Tm | Diff | Time of Day |
|----------------------------|---------------|--------|--------------|
| (106) Terje Joensen | | | |
| 1 | 1:02.443 | +4.287 | 17:26:12.405 |
| 2 | 58.322 | +0.166 | 17:27:10.727 |
| 3 | 58.156 | | 17:28:08.883 |
| 4 | 58.720 | +0.564 | 17:29:07.603 |
| 5 | 58.533 | +0.377 | 17:30:06.136 |
| 6 | 58.179 | +0.023 | 17:31:04.315 |
| 7 | 58.711 | +0.555 | 17:32:03.026 |
| 8 | 59.197 | +1.041 | 17:33:02.223 |
| 9 | 58.413 | +0.257 | 17:34:00.636 |
| 10 | 59.058 | +0.902 | 17:34:59.694 |

| Lap | Lap Tm | Diff | Time of Day |
|----------------------------|---------------|--------|--------------|
| (43) Stephen Degnan | | | |
| 1 | 1:03.328 | +4.940 | 17:26:13.970 |
| 2 | 59.564 | +1.176 | 17:27:13.534 |
| 3 | 59.618 | +1.230 | 17:28:13.152 |
| 4 | 59.236 | +0.848 | 17:29:12.388 |
| 5 | 59.274 | +0.886 | 17:30:11.662 |
| 6 | 59.045 | +0.657 | 17:31:10.707 |
| 7 | 59.362 | +0.974 | 17:32:10.069 |
| 8 | 59.085 | +0.697 | 17:33:09.154 |
| 9 | 59.160 | +0.772 | 17:34:08.314 |
| 10 | 58.388 | | 17:35:06.702 |

| Lap | Lap Tm | Diff | Time of Day |
|------------------------|---------------|--------|--------------|
| (51) Rad Hughes | | | |
| 1 | 1:03.069 | +4.694 | 17:26:14.594 |
| 2 | 59.505 | +1.130 | 17:27:14.099 |
| 3 | 59.756 | +1.381 | 17:28:13.855 |
| 4 | 59.720 | +1.345 | 17:29:13.575 |
| 5 | 58.765 | +0.390 | 17:30:12.340 |
| 6 | 58.972 | +0.597 | 17:31:11.312 |
| 7 | 59.095 | +0.720 | 17:32:10.407 |
| 8 | 58.952 | +0.577 | 17:33:09.359 |
| 9 | 59.271 | +0.896 | 17:34:08.630 |
| 10 | 58.375 | | 17:35:07.005 |

| Lap | Lap Tm | Diff | Time of Day |
|-------------------------|---------------|--------|--------------|
| (39) Chris Smith | | | |
| 1 | 1:05.446 | +6.100 | 17:26:15.523 |
| 2 | 1:00.466 | +1.120 | 17:27:15.989 |
| 3 | 59.409 | +0.063 | 17:28:15.398 |
| 4 | 59.346 | | 17:29:14.744 |
| 5 | 59.937 | +0.591 | 17:30:14.681 |
| 6 | 1:00.190 | +0.844 | 17:31:14.871 |
| 7 | 1:00.006 | +0.660 | 17:32:14.877 |
| 8 | 59.764 | +0.418 | 17:33:14.641 |
| 9 | 1:00.608 | +1.262 | 17:34:15.249 |
| 10 | 1:00.221 | +0.875 | 17:35:15.470 |

| Lap | Lap Tm | Diff | Time of Day |
|-----------------------------|--------|------|-------------|
| (14) Stephen Cobbold | | | |



| Lap | Lap Tm | Diff | Time of Day |
|--------------------------|-----------------|--------|--------------|
| (91) James Neesom | | | |
| 1 | 1:05.513 | +5.481 | 17:26:16.201 |
| 2 | 1:00.073 | +0.041 | 17:27:16.274 |
| 3 | 1:00.061 | +0.029 | 17:28:16.335 |
| 4 | 1:00.314 | +0.282 | 17:29:16.649 |
| 5 | 1:00.733 | +0.701 | 17:30:17.382 |
| 6 | 1:00.793 | +0.761 | 17:31:18.175 |
| 7 | 1:00.990 | +0.958 | 17:32:19.165 |
| 8 | 1:00.032 | | 17:33:19.197 |
| 9 | 1:01.017 | +0.985 | 17:34:20.214 |
| 10 | 1:01.003 | +0.971 | 17:35:21.217 |

| Lap | Lap Tm | Diff | Time of Day |
|-------------------------|---------------|--------|--------------|
| (99) Marc Coggon | | | |
| 1 | 1:02.572 | +2.698 | 17:26:13.182 |
| 2 | 59.874 | | 17:27:13.056 |
| 3 | 1:00.391 | +0.517 | 17:28:13.447 |
| 4 | 1:00.816 | +0.942 | 17:29:14.263 |
| 5 | 1:01.571 | +1.697 | 17:30:15.834 |
| 6 | 1:02.932 | +3.058 | 17:31:18.766 |

Timekeeper:

Clerk Of Course:

Weather / Track : Cloudy / Dry

Results : www.sportstimingservices.com



Auto 66 Road Race Championships

Sorted on Laps

F2 & Northern Ultra L.weight

Mallory Park 1.390 Miles

Race 4

20/05/2012 12:19

Race started at 12:19:56

| Pos | No. | Name | Bike | cc | Laps | Total Tm | Diff | Best Tm | Avg. Speed | Best Speed |
|----------|-----|----------------|----------|----------|------|----------|--------|----------|------------|------------|
| 2 | | | | | | | | | | |
| 1 | 9 | Gavin Lupton | Honda | CBR 400 | 8 | 8:11.361 | | 1:00.550 | 81.472 | 82.642 |
| 2 | 300 | Bob Farrington | Kawasaki | ZXR 400 | 8 | 8:23.173 | 11.812 | 1:02.008 | 79.559 | 80.699 |
| 3 | 66 | Paul Rogers | Kawasaki | ZXR 400 | 8 | 8:24.176 | 12.815 | 1:01.793 | 79.401 | 80.980 |
| 4 | 39 | Chris Smith | Kawasaki | ZXR 400 | 8 | 8:35.975 | 24.614 | 1:02.014 | 77.585 | 80.691 |
| 5 | 38 | Ian King | Yamaha | TZR 250 | 8 | 8:43.587 | 32.226 | 1:03.854 | 76.457 | 78.366 |
| 6 | 65 | James Labdon | Honda | NC30 400 | 8 | 8:49.042 | 37.681 | 1:04.512 | 75.669 | 77.567 |
| 7 | 96 | Chris Smith | Honda | CB 500 | 8 | 9:04.323 | 52.962 | 1:06.712 | 73.545 | 75.009 |
| 6 | | | | | | | | | | |
| 1 | 104 | John Cooke | Honda | RS 125 | 8 | 8:31.494 | | 1:03.000 | 78.265 | 79.429 |
| 2 | 3 | Sarah Boyes | Honda | RS 125 | 8 | 8:43.253 | 11.759 | 1:03.764 | 76.506 | 78.477 |
| 3 | 74 | Joe Thompson | Honda | RS 125 | 8 | 8:44.294 | 12.800 | 1:03.636 | 76.354 | 78.635 |

| Margin of Victory | Avg. Speed | Best Lap Tm | Best Speed | Best Lap by |
|-------------------|------------|-------------|------------|------------------|
| 11.812 | 81.472 | 1:00.550 | 82.642 | 9 - Gavin Lupton |

Timekeeper:

Clerk Of Course:

Weather / Track : Cloudy / Dry

Results : www.sportstimingservices.com



Auto 66 Road Race Championships

Lapchart

F2 & Northern Ultra L.weight

Mallory Park 1.390 Miles

Race 4

20/05/2012 12:19

Race started at 12:19:56

Competitors

Laps

| | 0 | 1 | 2 | 3 | 4 | 5 | 6 | 7 | 8 |
|----------------------|----|-----|-----|-----|-----|-----|-----|-----|-----|
| Gavin Lupton (9) | 1 | 9 | 9 | 9 | 9 | 9 | 9 | 9 | 9 |
| Chris Smith (39) | 2 | 39 | 300 | 300 | 300 | 300 | 300 | 300 | 300 |
| Bob Farrington (300) | 3 | 300 | 66 | 66 | 66 | 66 | 66 | 66 | 66 |
| Ian King (38) | 4 | 38 | 104 | 104 | 104 | 104 | 104 | 104 | 104 |
| Paul Rogers (66) | 5 | 66 | 38 | 38 | 38 | 39 | 39 | 39 | 39 |
| Chris Smith (96) | 6 | 96 | 65 | 65 | 39 | 38 | 38 | 3 | 3 |
| James Labdon (65) | 7 | 65 | 39 | 39 | 65 | 65 | 3 | 38 | 38 |
| John Cooke (104) | 8 | 104 | 74 | 3 | 3 | 3 | 74 | 74 | 74 |
| Sarah Boyes (3) | 9 | 3 | 3 | 74 | 74 | 74 | 65 | 65 | 65 |
| Joe Thompson (74) | 10 | 74 | 96 | 96 | 96 | 96 | 96 | 96 | 96 |

Timekeeper:

Clerk Of Course:

Weather / Track : Cloudy / Dry

Results : www.sportstimingservices.com



Auto 66 Road Race Championships

F2 & Northern Ultra L.weight

Mallory Park 1.390 Miles

Race 4

20/05/2012 12:19

Race started at 12:19:56

| Lap | Lap Tm | Diff | Time of Day |
|-------------------------|-----------------|--------|--------------|
| (9) Gavin Lupton | | | |
| 1 | 1:04.975 | +4.425 | 12:21:01.122 |
| 2 | 1:00.951 | +0.401 | 12:22:02.073 |
| 3 | 1:00.796 | +0.246 | 12:23:02.869 |
| 4 | 1:01.305 | +0.755 | 12:24:04.174 |
| 5 | 1:00.550 | | 12:25:04.724 |
| 6 | 1:00.575 | +0.025 | 12:26:05.299 |
| 7 | 1:00.610 | +0.060 | 12:27:05.909 |
| 8 | 1:01.599 | +1.049 | 12:28:07.508 |

| | | | |
|-----------------------------|-----------------|--------|--------------|
| (300) Bob Farrington | | | |
| 1 | 1:06.239 | +4.231 | 12:21:02.823 |
| 2 | 1:02.641 | +0.633 | 12:22:05.464 |
| 3 | 1:02.361 | +0.353 | 12:23:07.825 |
| 4 | 1:02.023 | +0.015 | 12:24:09.848 |
| 5 | 1:02.008 | | 12:25:11.856 |
| 6 | 1:02.549 | +0.541 | 12:26:14.405 |
| 7 | 1:02.512 | +0.504 | 12:27:16.917 |
| 8 | 1:02.403 | +0.395 | 12:28:19.320 |

| | | | |
|-------------------------|-----------------|--------|--------------|
| (66) Paul Rogers | | | |
| 1 | 1:05.789 | +3.996 | 12:21:03.228 |
| 2 | 1:02.852 | +1.059 | 12:22:06.080 |
| 3 | 1:02.961 | +1.168 | 12:23:09.041 |
| 4 | 1:02.229 | +0.436 | 12:24:11.270 |
| 5 | 1:01.870 | +0.077 | 12:25:13.140 |
| 6 | 1:02.133 | +0.340 | 12:26:15.273 |
| 7 | 1:01.793 | | 12:27:17.066 |
| 8 | 1:03.257 | +1.464 | 12:28:20.323 |

| | | | |
|-------------------------|-----------------|--------|--------------|
| (104) John Cooke | | | |
| 1 | 1:06.552 | +3.552 | 12:21:04.607 |
| 2 | 1:03.679 | +0.679 | 12:22:08.286 |
| 3 | 1:03.118 | +0.118 | 12:23:11.404 |
| 4 | 1:03.245 | +0.245 | 12:24:14.649 |
| 5 | 1:03.223 | +0.223 | 12:25:17.872 |
| 6 | 1:03.403 | +0.403 | 12:26:21.275 |
| 7 | 1:03.366 | +0.366 | 12:27:24.641 |
| 8 | 1:03.000 | | 12:28:27.641 |

| | | | |
|-------------------------|-----------------|--------|--------------|
| (39) Chris Smith | | | |
| 1 | 1:10.732 | +8.718 | 12:21:07.042 |
| 2 | 1:04.656 | +2.642 | 12:22:11.698 |
| 3 | 1:04.366 | +2.352 | 12:23:16.064 |
| 4 | 1:03.281 | +1.267 | 12:24:19.345 |
| 5 | 1:03.866 | +1.852 | 12:25:23.211 |
| 6 | 1:03.298 | +1.284 | 12:26:26.509 |
| 7 | 1:03.599 | +1.585 | 12:27:30.108 |
| 8 | 1:02.014 | | 12:28:32.122 |

| | | | |
|------------------------|-----------------|--------|--------------|
| (3) Sarah Boyes | | | |
| 1 | 1:09.858 | +6.094 | 12:21:08.017 |
| 2 | 1:04.603 | +0.839 | 12:22:12.620 |
| 3 | 1:04.622 | +0.858 | 12:23:17.242 |
| 4 | 1:05.737 | +1.973 | 12:24:22.979 |
| 5 | 1:04.175 | +0.411 | 12:25:27.154 |
| 6 | 1:03.764 | | 12:26:30.918 |
| 7 | 1:04.279 | +0.515 | 12:27:35.197 |
| 8 | 1:04.203 | +0.439 | 12:28:39.400 |

| Lap | Lap Tm | Diff | Time of Day |
|----------------------|-----------------|--------|--------------|
| (38) Ian King | | | |
| 1 | 1:09.285 | +5.431 | 12:21:05.934 |
| 2 | 1:04.516 | +0.662 | 12:22:10.450 |
| 3 | 1:05.594 | +1.740 | 12:23:16.044 |
| 4 | 1:05.784 | +1.930 | 12:24:21.828 |
| 5 | 1:05.262 | +1.408 | 12:25:27.090 |
| 6 | 1:04.229 | +0.375 | 12:26:31.319 |
| 7 | 1:04.561 | +0.707 | 12:27:35.880 |
| 8 | 1:03.854 | | 12:28:39.734 |

| | | | |
|--------------------------|-----------------|--------|--------------|
| (74) Joe Thompson | | | |
| 1 | 1:09.768 | +6.132 | 12:21:07.986 |
| 2 | 1:05.646 | +2.010 | 12:22:13.632 |
| 3 | 1:04.999 | +1.363 | 12:23:18.631 |
| 4 | 1:05.123 | +1.487 | 12:24:23.754 |
| 5 | 1:04.315 | +0.679 | 12:25:28.069 |
| 6 | 1:04.372 | +0.736 | 12:26:32.441 |
| 7 | 1:04.364 | +0.728 | 12:27:36.805 |
| 8 | 1:03.636 | | 12:28:40.441 |

| | | | |
|--------------------------|-----------------|--------|--------------|
| (65) James Labdon | | | |
| 1 | 1:08.797 | +4.285 | 12:21:06.473 |
| 2 | 1:05.088 | +0.576 | 12:22:11.561 |
| 3 | 1:05.343 | +0.831 | 12:23:16.904 |
| 4 | 1:05.863 | +1.351 | 12:24:22.767 |
| 5 | 1:05.982 | +1.470 | 12:25:28.749 |
| 6 | 1:04.512 | | 12:26:33.261 |
| 7 | 1:05.676 | +1.164 | 12:27:38.937 |
| 8 | 1:06.252 | +1.740 | 12:28:45.189 |

| | | | |
|-------------------------|-----------------|--------|--------------|
| (96) Chris Smith | | | |
| 1 | 1:11.737 | +5.025 | 12:21:09.316 |
| 2 | 1:07.329 | +0.617 | 12:22:16.645 |
| 3 | 1:07.643 | +0.931 | 12:23:24.288 |
| 4 | 1:07.620 | +0.908 | 12:24:31.908 |
| 5 | 1:07.692 | +0.980 | 12:25:39.600 |
| 6 | 1:06.800 | +0.088 | 12:26:46.400 |
| 7 | 1:06.712 | | 12:27:53.112 |
| 8 | 1:07.358 | +0.646 | 12:29:00.470 |

Timekeeper:

Clerk Of Course:

Weather / Track : Cloudy / Dry

Results : www.sportstimingservices.com

Printed: 20/05/2012 12:30:08



Auto 66 Road Race Championships

Sorted on Laps

F2 & Northern Ultra L.weight

Mallory Park 1.390 Miles

Race 11

20/05/2012 14:48

Race started at 14:48:32

| Pos | No. | Name | Bike | cc | Laps | Total Tm | Diff | Best Tm | Avg. Speed | Best Speed |
|-------|-----|----------------|----------|----------|------|----------|--------|----------|------------|------------|
| <hr/> | | | | | | | | | | |
| 2 | | | | | | | | | | |
| 1 | 9 | Gavin Lupton | Honda | CBR 400 | 8 | 8:10.455 | | 59.988 | 81.622 | 83.417 |
| 2 | 39 | Chris Smith | Kawasaki | ZXR 400 | 8 | 8:10.593 | 0.138 | 59.235 | 81.599 | 84.477 |
| 3 | 300 | Bob Farrington | Kawasaki | ZXR 400 | 8 | 8:18.988 | 8.533 | 1:00.950 | 80.226 | 82.100 |
| 4 | 66 | Paul Rogers | Kawasaki | ZXR 400 | 8 | 8:20.106 | 9.651 | 1:01.095 | 80.047 | 81.905 |
| 5 | 38 | Ian King | Yamaha | TZR 250 | 8 | 8:40.444 | 29.989 | 1:03.404 | 76.919 | 78.922 |
| 6 | 96 | Chris Smith | Honda | CB 500 | 8 | 8:52.007 | 41.552 | 1:05.121 | 75.247 | 76.842 |
| 7 | 65 | James Labdon | Honda | NC30 400 | 8 | 8:52.752 | 42.297 | 1:05.134 | 75.142 | 76.826 |
| <hr/> | | | | | | | | | | |
| 6 | | | | | | | | | | |
| 1 | 104 | John Cooke | Honda | RS 125 | 8 | 8:26.704 | | 1:01.316 | 79.005 | 81.610 |
| 2 | 3 | Sarah Boyes | Honda | RS 125 | 8 | 8:29.949 | 3.245 | 1:02.170 | 78.502 | 80.489 |
| 3 | 74 | Joe Thompson | Honda | RS 125 | 8 | 8:40.767 | 14.063 | 1:03.009 | 76.871 | 79.417 |

| Margin of Victory | Avg. Speed | Best Lap Tm | Best Speed | Best Lap by |
|-------------------|------------|-------------|------------|------------------|
| 0.138 | 81.622 | 59.235 | 84.477 | 39 - Chris Smith |

Timekeeper:

Clerk Of Course:

Weather / Track : Cloudy / Dry

Results : www.sportstimingservices.com

Printed: 20/05/2012 15:22:58



Auto 66 Road Race Championships

Lapchart

F2 & Northern Ultra L.weight

Mallory Park 1.390 Miles

Race 11

20/05/2012 14:48

Race started at 14:48:32

Competitors

Laps

| | 0 | 1 | 2 | 3 | 4 | 5 | 6 | 7 | 8 |
|----------------------|----|-----|-----|-----|-----|-----|-----|-----|-----|
| Gavin Lupton (9) | 1 | 9 | 9 | 9 | 9 | 9 | 9 | 9 | 9 |
| Bob Farrington (300) | 2 | 300 | 66 | 66 | 66 | 39 | 39 | 39 | 39 |
| Paul Rogers (66) | 3 | 66 | 39 | 39 | 39 | 66 | 66 | 300 | 300 |
| Chris Smith (39) | 4 | 39 | 300 | 300 | 300 | 300 | 66 | 66 | 66 |
| Ian King (38) | 5 | 38 | 38 | 38 | 104 | 104 | 3 | 104 | 104 |
| James Labdon (65) | 6 | 65 | 104 | 104 | 38 | 3 | 104 | 3 | 3 |
| Chris Smith (96) | 7 | 96 | 3 | 3 | 3 | 38 | 38 | 38 | 38 |
| Sarah Boyes (3) | 8 | 3 | 65 | 74 | 74 | 74 | 74 | 74 | 74 |
| John Cooke (104) | 9 | 104 | 96 | 65 | 65 | 65 | 65 | 65 | 96 |
| Joe Thompson (74) | 10 | 74 | 74 | 96 | 96 | 96 | 96 | 96 | 65 |

Timekeeper:

Clerk Of Course:

Weather / Track : Cloudy / Dry

Results : www.sportstimingservices.com

Printed: 20/05/2012 14:58:48



Auto 66 Road Race Championships

F2 & Northern Ultra L.weight

Mallory Park 1.390 Miles

Race 11

20/05/2012 14:48

Race started at 14:48:32

| Lap | Lap Tm | Diff | Time of Day |
|-------------------------|---------------|--------|--------------|
| (9) Gavin Lupton | | | |
| 1 | 1:06.562 | +6.574 | 14:49:38.679 |
| 2 | 1:00.392 | +0.404 | 14:50:39.071 |
| 3 | 1:02.189 | +2.201 | 14:51:41.260 |
| 4 | 1:00.422 | +0.434 | 14:52:41.682 |
| 5 | 1:00.215 | +0.227 | 14:53:41.897 |
| 6 | 1:00.058 | +0.070 | 14:54:41.955 |
| 7 | 59.988 | | 14:55:41.943 |
| 8 | 1:00.629 | +0.641 | 14:56:42.572 |

| Lap | Lap Tm | Diff | Time of Day |
|-------------------------|---------------|--------|--------------|
| (39) Chris Smith | | | |
| 1 | 1:06.701 | +7.466 | 14:49:39.389 |
| 2 | 1:01.936 | +2.701 | 14:50:41.325 |
| 3 | 1:02.781 | +3.546 | 14:51:44.106 |
| 4 | 59.931 | +0.696 | 14:52:44.037 |
| 5 | 59.828 | +0.593 | 14:53:43.865 |
| 6 | 59.768 | +0.533 | 14:54:43.633 |
| 7 | 59.235 | | 14:55:42.868 |
| 8 | 59.842 | +0.607 | 14:56:42.710 |

| Lap | Lap Tm | Diff | Time of Day |
|-----------------------------|-----------------|--------|--------------|
| (300) Bob Farrington | | | |
| 1 | 1:07.556 | +6.606 | 14:49:39.847 |
| 2 | 1:02.439 | +1.489 | 14:50:42.286 |
| 3 | 1:02.843 | +1.893 | 14:51:45.129 |
| 4 | 1:01.609 | +0.659 | 14:52:46.738 |
| 5 | 1:01.003 | +0.053 | 14:53:47.741 |
| 6 | 1:01.016 | +0.066 | 14:54:48.757 |
| 7 | 1:01.398 | +0.448 | 14:55:50.155 |
| 8 | 1:00.950 | | 14:56:51.105 |

| Lap | Lap Tm | Diff | Time of Day |
|-------------------------|-----------------|--------|--------------|
| (66) Paul Rogers | | | |
| 1 | 1:06.570 | +5.475 | 14:49:39.189 |
| 2 | 1:01.960 | +0.865 | 14:50:41.149 |
| 3 | 1:02.897 | +1.802 | 14:51:44.046 |
| 4 | 1:01.672 | +0.577 | 14:52:45.718 |
| 5 | 1:01.095 | | 14:53:46.813 |
| 6 | 1:02.334 | +1.239 | 14:54:49.147 |
| 7 | 1:01.351 | +0.256 | 14:55:50.498 |
| 8 | 1:01.725 | +0.630 | 14:56:52.223 |

| Lap | Lap Tm | Diff | Time of Day |
|-------------------------|-----------------|--------|--------------|
| (104) John Cooke | | | |
| 1 | 1:07.517 | +6.201 | 14:49:41.917 |
| 2 | 1:02.805 | +1.489 | 14:50:44.722 |
| 3 | 1:02.699 | +1.383 | 14:51:47.421 |
| 4 | 1:02.403 | +1.087 | 14:52:49.824 |
| 5 | 1:03.067 | +1.751 | 14:53:52.891 |
| 6 | 1:02.949 | +1.633 | 14:54:55.840 |
| 7 | 1:01.316 | | 14:55:57.156 |
| 8 | 1:01.665 | +0.349 | 14:56:58.821 |

| Lap | Lap Tm | Diff | Time of Day |
|------------------------|-----------------|--------|--------------|
| (3) Sarah Boyes | | | |
| 1 | 1:08.566 | +6.396 | 14:49:42.828 |
| 2 | 1:02.715 | +0.545 | 14:50:45.543 |
| 3 | 1:02.410 | +0.240 | 14:51:47.953 |
| 4 | 1:02.170 | | 14:52:50.123 |
| 5 | 1:02.429 | +0.259 | 14:53:52.552 |
| 6 | 1:03.619 | +1.449 | 14:54:56.171 |
| 7 | 1:02.296 | +0.126 | 14:55:58.467 |
| 8 | 1:03.599 | +1.429 | 14:57:02.066 |

| Lap | Lap Tm | Diff | Time of Day |
|----------------------|-----------------|--------|--------------|
| (38) Ian King | | | |
| 1 | 1:07.596 | +4.192 | 14:49:40.944 |
| 2 | 1:03.404 | | 14:50:44.348 |
| 3 | 1:03.590 | +0.186 | 14:51:47.938 |
| 4 | 1:04.217 | +0.813 | 14:52:52.155 |
| 5 | 1:04.601 | +1.197 | 14:53:56.756 |
| 6 | 1:04.445 | +1.041 | 14:55:01.201 |
| 7 | 1:05.861 | +2.457 | 14:56:07.062 |
| 8 | 1:05.499 | +2.095 | 14:57:12.561 |

| Lap | Lap Tm | Diff | Time of Day |
|--------------------------|-----------------|--------|--------------|
| (74) Joe Thompson | | | |
| 1 | 1:10.990 | +7.981 | 14:49:45.481 |
| 2 | 1:04.039 | +1.030 | 14:50:49.520 |
| 3 | 1:04.263 | +1.254 | 14:51:53.783 |
| 4 | 1:04.248 | +1.239 | 14:52:58.031 |
| 5 | 1:04.174 | +1.165 | 14:54:02.205 |
| 6 | 1:03.979 | +0.970 | 14:55:06.184 |
| 7 | 1:03.691 | +0.682 | 14:56:09.875 |
| 8 | 1:03.009 | | 14:57:12.884 |

| Lap | Lap Tm | Diff | Time of Day |
|-------------------------|-----------------|--------|--------------|
| (96) Chris Smith | | | |
| 1 | 1:10.964 | +5.843 | 14:49:44.615 |
| 2 | 1:05.980 | +0.859 | 14:50:50.595 |
| 3 | 1:05.744 | +0.623 | 14:51:56.339 |
| 4 | 1:05.221 | +0.100 | 14:53:01.560 |
| 5 | 1:05.886 | +0.765 | 14:54:07.446 |
| 6 | 1:05.920 | +0.799 | 14:55:13.366 |
| 7 | 1:05.121 | | 14:56:18.487 |
| 8 | 1:05.637 | +0.516 | 14:57:24.124 |

| Lap | Lap Tm | Diff | Time of Day |
|--------------------------|-----------------|--------|--------------|
| (65) James Labdon | | | |
| 1 | 1:10.727 | +5.593 | 14:49:44.353 |
| 2 | 1:05.545 | +0.411 | 14:50:49.898 |
| 3 | 1:05.340 | +0.206 | 14:51:55.238 |
| 4 | 1:05.134 | | 14:53:00.372 |
| 5 | 1:05.496 | +0.362 | 14:54:05.868 |
| 6 | 1:05.541 | +0.407 | 14:55:11.409 |
| 7 | 1:05.867 | +0.733 | 14:56:17.276 |
| 8 | 1:07.593 | +2.459 | 14:57:24.869 |

Timekeeper:

Clerk Of Course:

Weather / Track : Cloudy / Dry

Results : www.sportstimingservices.com



Auto 66 Road Race Championships

Sorted on Laps

F2 & Northern Ultra L.weight

Mallory Park 1.390 Miles

Race 19

20/05/2012 16:37

Race started at 16:37:08

| Pos | No. | Name | Bike | cc | Laps | Total Tm | Diff | Best Tm | Avg. Speed | Best Speed |
|----------|-----|----------------|----------|----------|------|-----------|----------|----------|------------|------------|
| 2 | | | | | | | | | | |
| 1 | 9 | Gavin Lupton | Honda | CBR 400 | 10 | 10:02.742 | | 59.436 | 83.021 | 84.191 |
| 2 | 39 | Chris Smith | Kawasaki | ZXR 400 | 10 | 10:05.938 | 3.196 | 59.440 | 82.583 | 84.186 |
| 3 | 300 | Bob Farrington | Kawasaki | ZXR 400 | 10 | 10:13.438 | 10.696 | 1:00.442 | 81.573 | 82.790 |
| 4 | 38 | Ian King | Yamaha | TZR 250 | 10 | 10:36.365 | 33.623 | 1:02.538 | 78.634 | 80.015 |
| 5 | 65 | James Labdon | Honda | NC30 400 | 10 | 11:07.817 | 1:05.075 | 1:04.952 | 74.931 | 77.042 |
| 6 | | | | | | | | | | |
| 1 | 104 | John Cooke | Honda | RS 125 | 10 | 10:25.607 | | 1:01.609 | 79.986 | 81.222 |
| 2 | 3 | Sarah Boyes | Honda | RS 125 | 10 | 10:36.156 | 10.549 | 1:02.818 | 78.660 | 79.659 |
| 3 | 74 | Joe Thompson | Aprillia | RS 125 | 10 | 10:55.491 | 29.884 | 1:04.341 | 76.340 | 77.773 |

| Margin of Victory | Avg. Speed | Best Lap Tm | Best Speed | Best Lap by |
|-------------------|------------|-------------|------------|------------------|
| 3.196 | 83.021 | 59.436 | 84.191 | 9 - Gavin Lupton |

Timekeeper:

Clerk Of Course:

Weather / Track : Cloudy / Dry

Results : www.sportstimingservices.com



Auto 66 Road Race Championships

Lapchart

F2 & Northern Ultra L.weight

Mallory Park 1.390 Miles

Race 19

20/05/2012 16:37

Race started at 16:37:08

Competitors

Laps

| | 0 | 1 | 2 | 3 | 4 | 5 | 6 | 7 | 8 | 9 | 10 |
|----------------------|---|-----|-----|-----|-----|-----|-----|-----|-----|-----|-----|
| Chris Smith (39) | 1 | 39 | 9 | 9 | 9 | 9 | 9 | 9 | 9 | 9 | 9 |
| Bob Farrington (300) | 2 | 300 | 300 | 300 | 300 | 39 | 39 | 39 | 39 | 39 | 39 |
| Gavin Lupton (9) | 3 | 9 | 39 | 39 | 39 | 300 | 300 | 300 | 300 | 300 | 300 |
| Ian King (38) | 4 | 38 | 104 | 104 | 104 | 104 | 104 | 104 | 104 | 104 | 104 |
| James Labdon (65) | 5 | 65 | 38 | 38 | 3 | 3 | 3 | 3 | 3 | 3 | 3 |
| Joe Thompson (74) | 6 | 74 | 3 | 3 | 38 | 38 | 38 | 38 | 38 | 38 | 38 |
| John Cooke (104) | 7 | 104 | 74 | 74 | 74 | 74 | 74 | 74 | 74 | 74 | 74 |
| Sarah Boyes (3) | 8 | 3 | 65 | 65 | 65 | 65 | 65 | 65 | 65 | 65 | 65 |

Timekeeper:

Clerk Of Course:

Weather / Track : Cloudy / Dry

Results : www.sportstimingservices.com



Auto 66 Road Race Championships

F2 & Northern Ultra L.weight

Mallory Park 1.390 Miles

Race 19

20/05/2012 16:37

Race started at 16:37:08

| Lap | Lap Tm | Diff | Time of Day |
|-------------------------|---------------|--------|--------------|
| (9) Gavin Lupton | | | |
| 1 | 1:04.592 | +5.156 | 16:38:13.507 |
| 2 | 59.666 | +0.230 | 16:39:13.173 |
| 3 | 59.568 | +0.132 | 16:40:12.741 |
| 4 | 59.961 | +0.525 | 16:41:12.702 |
| 5 | 59.537 | +0.101 | 16:42:12.239 |
| 6 | 1:00.204 | +0.768 | 16:43:12.443 |
| 7 | 59.779 | +0.343 | 16:44:12.222 |
| 8 | 59.740 | +0.304 | 16:45:11.962 |
| 9 | 59.436 | | 16:46:11.398 |
| 10 | 59.746 | +0.310 | 16:47:11.144 |

| Lap | Lap Tm | Diff | Time of Day |
|-------------------------|---------------|--------|--------------|
| (39) Chris Smith | | | |
| 1 | 1:06.629 | +7.189 | 16:38:15.031 |
| 2 | 1:00.806 | +1.366 | 16:39:15.837 |
| 3 | 1:00.420 | +0.980 | 16:40:16.257 |
| 4 | 59.682 | +0.242 | 16:41:15.939 |
| 5 | 59.793 | +0.353 | 16:42:15.732 |
| 6 | 59.659 | +0.219 | 16:43:15.391 |
| 7 | 59.440 | | 16:44:14.831 |
| 8 | 1:00.097 | +0.657 | 16:45:14.928 |
| 9 | 59.684 | +0.244 | 16:46:14.612 |
| 10 | 59.728 | +0.288 | 16:47:14.340 |

| Lap | Lap Tm | Diff | Time of Day |
|-----------------------------|-----------------|--------|--------------|
| (300) Bob Farrington | | | |
| 1 | 1:05.816 | +5.374 | 16:38:14.265 |
| 2 | 1:01.103 | +0.661 | 16:39:15.368 |
| 3 | 1:00.796 | +0.354 | 16:40:16.164 |
| 4 | 1:00.967 | +0.525 | 16:41:17.131 |
| 5 | 1:00.511 | +0.069 | 16:42:17.642 |
| 6 | 1:00.442 | | 16:43:18.084 |
| 7 | 1:00.493 | +0.051 | 16:44:18.577 |
| 8 | 1:00.502 | +0.060 | 16:45:19.079 |
| 9 | 1:00.805 | +0.363 | 16:46:19.884 |
| 10 | 1:01.956 | +1.514 | 16:47:21.840 |

| Lap | Lap Tm | Diff | Time of Day |
|-------------------------|-----------------|--------|--------------|
| (104) John Cooke | | | |
| 1 | 1:05.054 | +3.445 | 16:38:16.444 |
| 2 | 1:01.777 | +0.168 | 16:39:18.221 |
| 3 | 1:01.978 | +0.369 | 16:40:20.199 |
| 4 | 1:02.291 | +0.682 | 16:41:22.490 |
| 5 | 1:02.381 | +0.772 | 16:42:24.871 |
| 6 | 1:01.804 | +0.195 | 16:43:26.675 |
| 7 | 1:01.609 | | 16:44:28.284 |
| 8 | 1:01.801 | +0.192 | 16:45:30.085 |
| 9 | 1:01.703 | +0.094 | 16:46:31.788 |
| 10 | 1:02.221 | +0.612 | 16:47:34.009 |

| Lap | Lap Tm | Diff | Time of Day |
|------------------------|-----------------|--------|--------------|
| (3) Sarah Boyes | | | |
| 1 | 1:06.291 | +3.473 | 16:38:17.683 |
| 2 | 1:02.818 | | 16:39:20.501 |
| 3 | 1:03.118 | +0.300 | 16:40:23.619 |
| 4 | 1:03.357 | +0.539 | 16:41:26.976 |
| 5 | 1:02.905 | +0.087 | 16:42:29.881 |
| 6 | 1:02.889 | +0.071 | 16:43:32.770 |
| 7 | 1:02.863 | +0.045 | 16:44:35.633 |
| 8 | 1:03.076 | +0.258 | 16:45:38.709 |
| 9 | 1:02.906 | +0.088 | 16:46:41.615 |
| 10 | 1:02.943 | +0.125 | 16:47:44.558 |

| Lap | Lap Tm | Diff | Time of Day |
|----------------------|-----------------|--------|--------------|
| (38) Ian King | | | |
| 1 | 1:06.973 | +4.435 | 16:38:17.459 |
| 2 | 1:03.020 | +0.482 | 16:39:20.479 |
| 3 | 1:03.665 | +1.127 | 16:40:24.144 |
| 4 | 1:03.644 | +1.106 | 16:41:27.788 |
| 5 | 1:02.713 | +0.175 | 16:42:30.501 |
| 6 | 1:02.979 | +0.441 | 16:43:33.480 |
| 7 | 1:02.675 | +0.137 | 16:44:36.155 |
| 8 | 1:03.208 | +0.670 | 16:45:39.363 |
| 9 | 1:02.866 | +0.328 | 16:46:42.229 |
| 10 | 1:02.538 | | 16:47:44.767 |

| Lap | Lap Tm | Diff | Time of Day |
|--------------------------|-----------------|--------|--------------|
| (74) Joe Thompson | | | |
| 1 | 1:08.232 | +3.891 | 16:38:19.609 |
| 2 | 1:04.341 | | 16:39:23.950 |
| 3 | 1:04.856 | +0.515 | 16:40:28.806 |
| 4 | 1:04.367 | +0.026 | 16:41:33.173 |
| 5 | 1:04.663 | +0.322 | 16:42:37.836 |
| 6 | 1:04.502 | +0.161 | 16:43:42.338 |
| 7 | 1:05.581 | +1.240 | 16:44:47.919 |
| 8 | 1:05.581 | +1.240 | 16:45:53.500 |
| 9 | 1:05.560 | +1.219 | 16:46:59.060 |
| 10 | 1:04.833 | +0.492 | 16:48:03.893 |

| Lap | Lap Tm | Diff | Time of Day |
|--------------------------|-----------------|--------|--------------|
| (65) James Labdon | | | |
| 1 | 1:10.082 | +5.130 | 16:38:20.803 |
| 2 | 1:06.119 | +1.167 | 16:39:26.922 |
| 3 | 1:04.952 | | 16:40:31.874 |
| 4 | 1:05.153 | +0.201 | 16:41:37.027 |
| 5 | 1:06.500 | +1.548 | 16:42:43.527 |
| 6 | 1:06.812 | +1.860 | 16:43:50.339 |
| 7 | 1:06.313 | +1.361 | 16:44:56.652 |
| 8 | 1:06.632 | +1.680 | 16:46:03.284 |
| 9 | 1:06.451 | +1.499 | 16:47:09.735 |
| 10 | 1:06.484 | +1.532 | 16:48:16.219 |

Timekeeper:

Clerk Of Course:

Weather / Track : Cloudy / Dry

Results : www.sportstimingservices.com



Auto 66 Road Race Championships

Sorted on Laps

Northern 600

Mallory Park 1.390 Miles

Race 5

20/05/2012 12:35

Race started at 12:35:08

| Pos | No. | Name | Bike | cc | Laps | Total Tm | Diff | Best Tm | Avg. Speed | Best Speed |
|-----|-----|-----------------------|----------|-------------|------|----------|----------|----------|------------|------------|
| 1 | 64 | Christopher Hellewell | Yamaha | R6 600 | 8 | 7:43.433 | | 56.618 | 86.381 | 88.382 |
| 2 | 212 | Pete Weston | Kawasaki | ZXR 600 | 8 | 7:43.728 | 0.295 | 56.867 | 86.326 | 87.995 |
| 3 | 52 | James Cowton | Honda | CBR 600 | 8 | 7:44.017 | 0.584 | 56.343 | 86.273 | 88.813 |
| 4 | 10 | Mick Goodings | Honda | CBR RR 600 | 8 | 7:49.414 | 5.981 | 57.099 | 85.281 | 87.637 |
| 5 | 27 | Adrian Harrison | Yamaha | R6 600 | 8 | 7:56.559 | 13.126 | 58.162 | 84.002 | 86.036 |
| 6 | 911 | Adam Sheriff | Yamaha | R6 600 | 8 | 7:58.281 | 14.848 | 58.453 | 83.700 | 85.607 |
| 7 | 51 | Rad Hughes | Yamaha | R6 599 | 8 | 8:00.673 | 17.240 | 58.852 | 83.283 | 85.027 |
| 8 | 91 | James Neesom | Suzuki | GSXR 600 | 8 | 8:05.409 | 21.976 | 59.293 | 82.471 | 84.394 |
| 9 | 83 | Steven Beale | Honda | CBR 600 | 8 | 8:08.275 | 24.842 | 59.826 | 81.987 | 83.643 |
| 10 | 14 | Stephen Cobbold | Yamaha | R6 600 | 8 | 8:10.882 | 27.449 | 59.452 | 81.551 | 84.169 |
| 11 | 99 | Marc Coggon | Suzuki | K2 600 | 8 | 8:12.880 | 29.447 | 59.819 | 81.221 | 83.652 |
| 12 | 35 | Jonathan Anthony | Suzuki | GSXR 600 | 8 | 8:13.674 | 30.241 | 1:00.027 | 81.090 | 83.362 |
| 13 | 321 | Dean Calloway | Yamaha | R6 600 | 8 | 8:25.622 | 42.189 | 1:00.844 | 79.174 | 82.243 |
| 14 | 69 | Bradley Hill | Honda | CBR 600 | 8 | 8:27.386 | 43.953 | 1:01.147 | 78.899 | 81.836 |
| 15 | 85 | Adam Walker | Yamaha | R6 600 | 8 | 8:43.951 | 1:00.518 | 1:03.621 | 76.404 | 78.653 |
| 16 | 62 | Martin Atkinson | Triumph | Daytona 675 | 8 | 8:44.371 | 1:00.938 | 1:03.711 | 76.343 | 78.542 |
| 17 | 303 | Stuart Bell | Suzuki | GSXR 600 | 7 | 8:21.425 | 1 Lap | 1:09.834 | 69.857 | 71.656 |

| Margin of Victory | Avg. Speed | Best Lap Tm | Best Speed | Best Lap by |
|-------------------|------------|-------------|------------|-------------------|
| 0.295 | 86.381 | 56.343 | 88.813 | 52 - James Cowton |

Timekeeper:

Clerk Of Course:

Weather / Track : Cloudy / Dry

Results : www.sportstimingservices.com



Auto 66 Road Race Championships

Lapchart

Northern 600

Mallory Park 1.390 Miles

Race 5

20/05/2012 12:35

Race started at 12:35:08

Competitors

Laps

| | 0 | 1 | 2 | 3 | 4 | 5 | 6 | 7 | 8 |
|----------------------------|----|-----|-----|-----|-----|-----|-----|-----|-----|
| Christopher Hellewell (64) | 1 | 64 | 10 | 64 | 64 | 64 | 64 | 64 | 64 |
| Mick Goodings (10) | 2 | 10 | 64 | 10 | 10 | 10 | 10 | 10 | 10 |
| Steven Beale (83) | 3 | 83 | 51 | 51 | 51 | 51 | 51 | 51 | 51 |
| Rad Hughes (51) | 4 | 51 | 91 | 91 | 91 | 91 | 91 | 91 | 91 |
| James Neesom (91) | 5 | 91 | 14 | 83 | 83 | 83 | 83 | 83 | 83 |
| Marc Coggon (99) | 6 | 99 | 83 | 14 | 99 | 99 | 14 | 14 | 14 |
| Stephen Cobbold (14) | 7 | 14 | 99 | 99 | 14 | 14 | 99 | 99 | 99 |
| Martin Atkinson (62) | 8 | 62 | 35 | 35 | 35 | 35 | 35 | 35 | 35 |
| Dean Calloway (321) | 9 | 321 | 321 | 321 | 321 | 321 | 321 | 321 | 321 |
| Adam Walker (85) | 10 | 85 | 62 | 62 | 69 | 69 | 69 | 69 | 69 |
| Bradley Hill (69) | 11 | 69 | 69 | 69 | 62 | 62 | 85 | 85 | 85 |
| Jonathan Anthony (35) | 12 | 35 | 85 | 85 | 85 | 85 | 62 | 62 | 62 |
| Stuart Bell (303) | 13 | 303 | 303 | 303 | 303 | 303 | 212 | 212 | 212 |
| Pete Weston (212) | 14 | 212 | 212 | 212 | 212 | 212 | 52 | 52 | 52 |
| Adam Sheriff (911) | 15 | 911 | 911 | 52 | 52 | 52 | 27 | 27 | 27 |
| James Cowton (52) | 16 | 52 | 52 | 911 | 911 | 911 | 303 | 911 | 911 |
| Adrian Harrison (27) | 17 | 27 | 27 | 27 | 27 | 27 | 911 | 303 | 303 |

Timekeeper:

Clerk Of Course:

Weather / Track : Cloudy / Dry

Results : www.sportstimingservices.com



Auto 66 Road Race Championships

Northern 600

Mallory Park 1.390 Miles

Race 5

20/05/2012 12:35

Race started at 12:35:08

| Lap | Lap Tm | Diff | Time of Day |
|-----------------------------------|---------------|--------|--------------|
| (64) Christopher Hellewell | | | |
| 1 | 1:03.472 | +6.854 | 12:36:11.499 |
| 2 | 57.696 | +1.078 | 12:37:09.195 |
| 3 | 57.072 | +0.454 | 12:38:06.267 |
| 4 | 56.969 | +0.351 | 12:39:03.236 |
| 5 | 56.618 | | 12:39:59.854 |
| 6 | 57.075 | +0.457 | 12:40:56.929 |
| 7 | 57.584 | +0.966 | 12:41:54.513 |
| 8 | 56.947 | +0.329 | 12:42:51.460 |

| Lap | Lap Tm | Diff | Time of Day |
|--------------------------|---------------|--------|--------------|
| (212) Pete Weston | | | |
| 1 | 57.764 | +0.897 | 12:37:08.204 |
| 2 | 57.215 | +0.348 | 12:38:05.419 |
| 3 | 57.587 | +0.720 | 12:39:03.006 |
| 4 | 57.307 | +0.440 | 12:40:00.313 |
| 5 | 56.867 | | 12:40:57.180 |
| 6 | 57.528 | +0.661 | 12:41:54.708 |
| 7 | 57.047 | +0.180 | 12:42:51.755 |

| Lap | Lap Tm | Diff | Time of Day |
|--------------------------|---------------|--------|--------------|
| (52) James Cowton | | | |
| 1 | 58.912 | +2.569 | 12:37:10.581 |
| 2 | 58.813 | +2.470 | 12:38:09.394 |
| 3 | 56.343 | | 12:39:05.737 |
| 4 | 56.733 | +0.390 | 12:40:02.470 |
| 5 | 56.412 | +0.069 | 12:40:58.882 |
| 6 | 56.557 | +0.214 | 12:41:55.439 |
| 7 | 56.605 | +0.262 | 12:42:52.044 |

| Lap | Lap Tm | Diff | Time of Day |
|---------------------------|---------------|--------|--------------|
| (10) Mick Goodings | | | |
| 1 | 1:03.022 | +5.923 | 12:36:11.071 |
| 2 | 59.369 | +2.270 | 12:37:10.440 |
| 3 | 57.952 | +0.853 | 12:38:08.392 |
| 4 | 57.099 | | 12:39:05.491 |
| 5 | 57.612 | +0.513 | 12:40:03.103 |
| 6 | 59.233 | +2.134 | 12:41:02.336 |
| 7 | 57.713 | +0.614 | 12:42:00.049 |
| 8 | 57.392 | +0.293 | 12:42:57.441 |

| Lap | Lap Tm | Diff | Time of Day |
|-----------------------------|---------------|--------|--------------|
| (27) Adrian Harrison | | | |
| 1 | 59.781 | +1.619 | 12:37:12.465 |
| 2 | 58.814 | +0.652 | 12:38:11.279 |
| 3 | 58.867 | +0.705 | 12:39:10.146 |
| 4 | 58.162 | | 12:40:08.308 |
| 5 | 59.055 | +0.893 | 12:41:07.363 |
| 6 | 58.451 | +0.289 | 12:42:05.814 |
| 7 | 58.772 | +0.610 | 12:43:04.586 |

| Lap | Lap Tm | Diff | Time of Day |
|---------------------------|---------------|--------|--------------|
| (911) Adam Sheriff | | | |
| 1 | 59.432 | +0.979 | 12:37:10.411 |
| 2 | 58.994 | +0.541 | 12:38:09.405 |
| 3 | 59.046 | +0.593 | 12:39:08.451 |
| 4 | 58.922 | +0.469 | 12:40:07.373 |
| 5 | 1:01.700 | +3.247 | 12:41:09.073 |
| 6 | 58.782 | +0.329 | 12:42:07.855 |
| 7 | 58.453 | | 12:43:06.308 |

| Lap | Lap Tm | Diff | Time of Day |
|------------------------|---------------|--------|--------------|
| (51) Rad Hughes | | | |
| 1 | 1:03.866 | +5.014 | 12:36:12.564 |
| 2 | 59.544 | +0.692 | 12:37:12.108 |
| 3 | 58.852 | | 12:38:10.960 |

| Lap | Lap Tm | Diff | Time of Day |
|-----|----------|--------|--------------|
| 4 | 59.026 | +0.174 | 12:39:09.986 |
| 5 | 59.729 | +0.877 | 12:40:09.715 |
| 6 | 1:00.117 | +1.265 | 12:41:09.832 |
| 7 | 59.896 | +1.044 | 12:42:09.728 |
| 8 | 58.972 | +0.120 | 12:43:08.700 |

| Lap | Lap Tm | Diff | Time of Day |
|--------------------------|---------------|--------|--------------|
| (91) James Neesom | | | |
| 1 | 1:04.581 | +5.288 | 12:36:13.292 |
| 2 | 1:00.178 | +0.885 | 12:37:13.470 |
| 3 | 59.693 | +0.400 | 12:38:13.163 |
| 4 | 59.957 | +0.664 | 12:39:13.120 |
| 5 | 59.293 | | 12:40:12.413 |
| 6 | 1:00.131 | +0.838 | 12:41:12.544 |
| 7 | 1:00.888 | +1.595 | 12:42:13.432 |
| 8 | 1:00.004 | +0.711 | 12:43:13.436 |

| Lap | Lap Tm | Diff | Time of Day |
|--------------------------|---------------|--------|--------------|
| (83) Steven Beale | | | |
| 1 | 1:06.099 | +6.273 | 12:36:14.647 |
| 2 | 1:00.148 | +0.322 | 12:37:14.795 |
| 3 | 1:00.634 | +0.808 | 12:38:15.429 |
| 4 | 59.826 | | 12:39:15.255 |
| 5 | 1:00.028 | +0.202 | 12:40:15.283 |
| 6 | 59.999 | +0.173 | 12:41:15.282 |
| 7 | 1:00.336 | +0.510 | 12:42:15.618 |
| 8 | 1:00.684 | +0.858 | 12:43:16.302 |

| Lap | Lap Tm | Diff | Time of Day |
|-----------------------------|---------------|--------|--------------|
| (14) Stephen Cobbold | | | |
| 1 | 1:05.337 | +5.885 | 12:36:14.516 |
| 2 | 1:01.264 | +1.812 | 12:37:15.780 |
| 3 | 1:01.904 | +2.452 | 12:38:17.684 |
| 4 | 1:00.760 | +1.308 | 12:39:18.444 |
| 5 | 1:00.069 | +0.617 | 12:40:18.513 |
| 6 | 59.452 | | 12:41:17.965 |
| 7 | 1:00.594 | +1.142 | 12:42:18.559 |
| 8 | 1:00.350 | +0.898 | 12:43:18.909 |

| Lap | Lap Tm | Diff | Time of Day |
|-------------------------|---------------|--------|--------------|
| (99) Marc Coggon | | | |
| 1 | 1:06.030 | +6.211 | 12:36:15.129 |
| 2 | 1:00.664 | +0.845 | 12:37:15.793 |
| 3 | 1:00.607 | +0.788 | 12:38:16.400 |
| 4 | 1:00.985 | +1.166 | 12:39:17.385 |
| 5 | 1:01.330 | +1.511 | 12:40:18.715 |
| 6 | 59.819 | | 12:41:18.534 |
| 7 | 1:00.659 | +0.840 | 12:42:19.193 |
| 8 | 1:01.714 | +1.895 | 12:43:20.907 |

| Lap | Lap Tm | Diff | Time of Day |
|------------------------------|-----------------|--------|--------------|
| (35) Jonathan Anthony | | | |
| 1 | 1:05.928 | +5.901 | 12:36:16.236 |
| 2 | 1:01.057 | +1.030 | 12:37:17.293 |
| 3 | 1:01.769 | +1.742 | 12:38:19.062 |
| 4 | 1:00.577 | +0.550 | 12:39:19.639 |
| 5 | 1:00.745 | +0.718 | 12:40:20.384 |
| 6 | 1:00.027 | | 12:41:20.411 |
| 7 | 1:00.341 | +0.314 | 12:42:20.752 |
| 8 | 1:00.949 | +0.922 | 12:43:21.701 |

| Lap | Lap Tm | Diff | Time of Day |
|----------------------------|-----------------|--------|--------------|
| (321) Dean Calloway | | | |
| 1 | 1:07.565 | +6.721 | 12:36:17.159 |
| 2 | 1:01.757 | +0.913 | 12:37:18.916 |
| 3 | 1:01.760 | +0.916 | 12:38:20.676 |
| 4 | 1:00.844 | | 12:39:21.520 |

| Lap | Lap Tm | Diff | Time of Day |
|-----|----------|--------|--------------|
| 5 | 1:01.902 | +1.058 | 12:40:23.422 |
| 6 | 1:01.874 | +1.030 | 12:41:25.296 |
| 7 | 1:03.663 | +2.819 | 12:42:28.959 |
| 8 | 1:04.690 | +3.846 | 12:43:33.649 |

| Lap | Lap Tm | Diff | Time of Day |
|--------------------------|-----------------|--------|--------------|
| (69) Bradley Hill | | | |
| 1 | 1:08.130 | +6.983 | 12:36:18.397 |
| 2 | 1:04.691 | +3.544 | 12:37:23.088 |
| 3 | 1:03.216 | +2.069 | 12:38:26.304 |
| 4 | 1:02.307 | +1.160 | 12:39:28.611 |
| 5 | 1:01.147 | | 12:40:29.758 |
| 6 | 1:01.449 | +0.302 | 12:41:31.207 |
| 7 | 1:02.596 | +1.449 | 12:42:33.803 |
| 8 | 1:01.610 | +0.463 | 12:43:35.413 |

| Lap | Lap Tm | Diff | Time of Day |
|-------------------------|-----------------|--------|--------------|
| (85) Adam Walker | | | |
| 1 | 1:10.065 | +6.444 | 12:36:19.921 |
| 2 | 1:05.076 | +1.455 | 12:37:24.997 |
| 3 | 1:04.778 | +1.157 | 12:38:29.775 |
| 4 | 1:04.394 | +0.773 | 12:39:34.169 |
| 5 | 1:04.745 | +1.124 | 12:40:38.914 |
| 6 | 1:04.627 | +1.006 | 12:41:43.541 |
| 7 | 1:04.816 | +1.195 | 12:42:48.357 |
| 8 | 1:03.621 | | 12:43:51.978 |

| Lap | Lap Tm | Diff | Time of Day |
|-----------------------------|-----------------|--------|--------------|
| (62) Martin Atkinson | | | |
| 1 | 1:08.802 | +5.091 | 12:36:18.151 |
| 2 | 1:04.743 | +1.032 | 12:37:22.894 |
| 3 | 1:04.920 | +1.209 | 12:38:27.814 |
| 4 | 1:05.032 | +1.321 | 12:39:32.846 |
| 5 | 1:06.272 | +2.561 | 12:40:39.118 |
| 6 | 1:04.543 | +0.832 | 12:41:43.661 |
| 7 | 1:05.026 | +1.315 | 12:42:48.687 |
| 8 | 1:03.711 | | 12:43:52.398 |

| Lap | Lap Tm | Diff | Time of Day |
|--------------------------|-----------------|--------|--------------|
| (303) Stuart Bell | | | |
| 1 | 1:14.209 | +4.375 | 12:36:24.694 |
| 2 | 1:11.621 | +1.787 | 12:37:36.315 |
| 3 | 1:11.069 | +1.235 | 12:38:47.384 |
| 4 | 1:10.930 | +1.096 | 12:39:58.314 |
| 5 | 1:09.834 | | 12:41:08.148 |
| 6 | 1:10.330 | +0.496 | 12:42:18.478 |
| 7 | 1:10.974 | +1.140 | 12:43:29.452 |

Timekeeper:

Clerk Of Course:

Weather / Track : Cloudy / Dry

Results : www.sportstimingservices.com



Auto 66 Road Race Championships

Sorted on Laps

Northern 600

Mallory Park 1.390 Miles

Race 12

20/05/2012 15:02

Race started at 15:02:16

| Pos | No. | Name | Bike | cc | Laps | Total Tm | Diff | Best Tm | Avg. Speed | Best Speed |
|-----|------------|-----------------------|---------------|---------------|------|----------|--------|---------------|------------|---------------|
| 1 | 52 | James Cowton | Honda | CBR 600 | 8 | 7:41.752 | | 56.782 | 86.696 | 88.127 |
| 2 | 64 | Christopher Hellewell | Yamaha | R6 600 | 8 | 7:44.662 | 2.910 | 56.630 | 86.153 | 88.363 |
| 3 | 212 | Pete Weston | Kawasaki | ZXR 600 | 8 | 7:45.078 | 3.326 | 56.728 | 86.076 | 88.210 |
| 4 | 911 | Adam Sheriff | Yamaha | R6 600 | 8 | 7:45.514 | 3.762 | 56.533 | 85.995 | 88.515 |
| 5 | 27 | Adrian Harrison | Yamaha | R6 600 | 8 | 7:55.548 | 13.796 | 58.295 | 84.181 | 85.839 |
| 6 | 91 | James Neesom | Suzuki | GSXR 600 | 8 | 8:05.118 | 23.366 | 59.461 | 82.520 | 84.156 |
| 7 | 83 | Steven Beale | Honda | CBR 600 | 8 | 8:10.541 | 28.789 | 59.647 | 81.608 | 83.894 |
| 8 | 35 | Jonathan Anthony | Suzuki | GSXR 600 | 8 | 8:12.500 | 30.748 | 59.831 | 81.283 | 83.636 |
| 9 | 14 | Stephen Cobbold | Yamaha | R6 600 | 8 | 8:13.433 | 31.681 | 59.756 | 81.130 | 83.741 |
| 10 | 321 | Dean Calloway | Yamaha | R6 600 | 8 | 8:20.147 | 38.395 | 1:00.295 | 80.040 | 82.992 |
| 11 | 99 | Marc Coggon | Suzuki | K2 600 | 8 | 8:22.756 | 41.004 | 1:01.453 | 79.625 | 81.428 |
| 12 | 62 | Martin Atkinson | Triumph | Daytona 675 | 8 | 8:39.416 | 57.664 | 1:03.605 | 77.071 | 78.673 |
| 13 | 85 | Adam Walker | Yamaha | R6 600 | 7 | 7:44.081 | 1 Lap | 1:04.176 | 75.478 | 77.973 |

Not classified

| | | | | | | | | | | |
|-----|-----|-------------|--------|----------|---|----------|-----|----------|--------|--------|
| DNF | 51 | Rad Hughes | Yamaha | R6 599 | 4 | 4:02.284 | DNF | 58.213 | 82.614 | 85.960 |
| DNF | 303 | Stuart Bell | Suzuki | GSXR 600 | 3 | 3:39.029 | DNF | 1:10.113 | 68.539 | 71.371 |

| Margin of Victory | Avg. Speed | Best Lap Tm | Best Speed | Best Lap by |
|-------------------|------------|-------------|------------|--------------------|
| 2.910 | 86.696 | 56.533 | 88.515 | 911 - Adam Sheriff |

Timekeeper:

Clerk Of Course:

Weather / Track : Cloudy / Dry

Results : www.sportstimingservices.com

Printed: 20/05/2012 15:17:00



Auto 66 Road Race Championships

Lapchart

Northern 600

Mallory Park 1.390 Miles

Race 12

20/05/2012 15:02

Race started at 15:02:16

Competitors

Laps

| | 0 | 1 | 2 | 3 | 4 | 5 | 6 | 7 | 8 |
|----------------------------|----|-----|-----|-----|-----|-----|-----|-----|-----|
| James Cowton (52) | 1 | 52 | 52 | 52 | 52 | 52 | 52 | 52 | 52 |
| Christopher Hellewell (64) | 2 | 64 | 911 | 911 | 64 | 64 | 64 | 64 | 64 |
| Pete Weston (212) | 3 | 212 | 212 | 64 | 212 | 212 | 212 | 212 | 212 |
| Adrian Harrison (27) | 4 | 27 | 64 | 212 | 911 | 911 | 911 | 911 | 911 |
| Adam Sheriff (911) | 5 | 911 | 27 | 27 | 27 | 27 | 27 | 27 | 27 |
| Rad Hughes (51) | 6 | 51 | 51 | 51 | 51 | 91 | 91 | 91 | 91 |
| James Neesom (91) | 7 | 91 | 91 | 91 | 91 | 83 | 83 | 83 | 83 |
| Marc Coggon (99) | 8 | 99 | 83 | 83 | 83 | 35 | 35 | 35 | 35 |
| Steven Beale (83) | 9 | 83 | 14 | 14 | 35 | 35 | 14 | 14 | 14 |
| Stephen Cobbold (14) | 10 | 14 | 99 | 35 | 14 | 14 | 321 | 321 | 321 |
| Jonathan Anthony (35) | 11 | 35 | 35 | 99 | 99 | 321 | 99 | 99 | 99 |
| Dean Calloway (321) | 12 | 321 | 321 | 321 | 321 | 99 | 62 | 62 | 62 |
| Martin Atkinson (62) | 13 | 62 | 62 | 62 | 62 | 62 | 85 | 85 | 85 |
| Adam Walker (85) | 14 | 85 | 85 | 85 | 85 | 85 | | | |
| Stuart Bell (303) | 15 | 303 | 303 | 303 | 303 | | | | |

Timekeeper:

Clerk Of Course:

Weather / Track : Cloudy / Dry

Results : www.sportstimingservices.com



Auto 66 Road Race Championships

Northern 600

Mallory Park 1.390 Miles

Race 12

20/05/2012 15:02

Race started at 15:02:16

| Lap | Lap Tm | Diff | Time of Day |
|--------------------------|---------------|--------|--------------|
| (52) James Cowton | | | |
| 1 | 1:02.475 | +5.693 | 15:03:19.112 |
| 2 | 57.155 | +0.373 | 15:04:16.267 |
| 3 | 57.029 | +0.247 | 15:05:13.296 |
| 4 | 56.782 | | 15:06:10.078 |
| 5 | 57.199 | +0.417 | 15:07:07.277 |
| 6 | 57.021 | +0.239 | 15:08:04.298 |
| 7 | 57.027 | +0.245 | 15:09:01.325 |
| 8 | 57.064 | +0.282 | 15:09:58.389 |

| Lap | Lap Tm | Diff | Time of Day |
|-----------------------------------|---------------|--------|--------------|
| (64) Christopher Hellewell | | | |
| 1 | 1:04.760 | +8.130 | 15:03:21.421 |
| 2 | 57.660 | +1.030 | 15:04:19.081 |
| 3 | 56.825 | +0.195 | 15:05:15.906 |
| 4 | 56.630 | | 15:06:12.536 |
| 5 | 57.052 | +0.422 | 15:07:09.588 |
| 6 | 57.443 | +0.813 | 15:08:07.031 |
| 7 | 57.139 | +0.509 | 15:09:04.170 |
| 8 | 57.129 | +0.499 | 15:10:01.299 |

| Lap | Lap Tm | Diff | Time of Day |
|--------------------------|---------------|--------|--------------|
| (212) Pete Weston | | | |
| 1 | 1:03.510 | +6.782 | 15:03:21.014 |
| 2 | 58.370 | +1.642 | 15:04:19.384 |
| 3 | 56.863 | +0.135 | 15:05:16.247 |
| 4 | 56.728 | | 15:06:12.975 |
| 5 | 56.857 | +0.129 | 15:07:09.832 |
| 6 | 57.380 | +0.652 | 15:08:07.212 |
| 7 | 57.232 | +0.504 | 15:09:04.444 |
| 8 | 57.271 | +0.543 | 15:10:01.715 |

| Lap | Lap Tm | Diff | Time of Day |
|---------------------------|---------------|--------|--------------|
| (911) Adam Sheriff | | | |
| 1 | 1:01.759 | +5.226 | 15:03:20.947 |
| 2 | 58.028 | +1.495 | 15:04:18.975 |
| 3 | 58.032 | +1.499 | 15:05:17.007 |
| 4 | 57.516 | +0.983 | 15:06:14.523 |
| 5 | 57.294 | +0.761 | 15:07:11.817 |
| 6 | 56.944 | +0.411 | 15:08:08.761 |
| 7 | 56.857 | +0.324 | 15:09:05.618 |
| 8 | 56.533 | | 15:10:02.151 |

| Lap | Lap Tm | Diff | Time of Day |
|-----------------------------|---------------|--------|--------------|
| (27) Adrian Harrison | | | |
| 1 | 1:02.865 | +4.570 | 15:03:22.048 |
| 2 | 58.683 | +0.388 | 15:04:20.731 |
| 3 | 58.514 | +0.219 | 15:05:19.245 |
| 4 | 58.295 | | 15:06:17.540 |
| 5 | 58.396 | +0.101 | 15:07:15.936 |
| 6 | 58.587 | +0.292 | 15:08:14.523 |
| 7 | 58.990 | +0.695 | 15:09:13.513 |
| 8 | 58.672 | +0.377 | 15:10:12.185 |

| Lap | Lap Tm | Diff | Time of Day |
|--------------------------|---------------|--------|--------------|
| (91) James Neesom | | | |
| 1 | 1:03.617 | +4.156 | 15:03:22.943 |
| 2 | 59.489 | +0.028 | 15:04:22.432 |
| 3 | 59.461 | | 15:05:21.893 |
| 4 | 59.554 | +0.093 | 15:06:21.447 |
| 5 | 59.575 | +0.114 | 15:07:21.022 |
| 6 | 1:00.063 | +0.602 | 15:08:21.085 |
| 7 | 59.928 | +0.467 | 15:09:21.013 |
| 8 | 1:00.742 | +1.281 | 15:10:21.755 |

| Lap | Lap Tm | Diff | Time of Day |
|--------------------------|---------------|--------|--------------|
| (83) Steven Beale | | | |
| 1 | 1:05.211 | +5.564 | 15:03:25.110 |
| 2 | 59.647 | | 15:04:24.757 |
| 3 | 1:00.118 | +0.471 | 15:05:24.875 |
| 4 | 1:00.000 | +0.353 | 15:06:24.875 |
| 5 | 1:01.159 | +1.512 | 15:07:26.034 |
| 6 | 1:00.356 | +0.709 | 15:08:26.390 |
| 7 | 1:00.322 | +0.675 | 15:09:26.712 |
| 8 | 1:00.466 | +0.819 | 15:10:27.178 |

| Lap | Lap Tm | Diff | Time of Day |
|------------------------------|---------------|--------|--------------|
| (35) Jonathan Anthony | | | |
| 1 | 1:06.674 | +6.843 | 15:03:26.777 |
| 2 | 1:00.473 | +0.642 | 15:04:27.250 |
| 3 | 59.831 | | 15:05:27.081 |
| 4 | 1:00.305 | +0.474 | 15:06:27.386 |
| 5 | 1:00.949 | +1.118 | 15:07:28.335 |
| 6 | 59.831 | | 15:08:28.166 |
| 7 | 59.968 | +0.137 | 15:09:28.134 |
| 8 | 1:01.003 | +1.172 | 15:10:29.137 |

| Lap | Lap Tm | Diff | Time of Day |
|-----------------------------|---------------|--------|--------------|
| (14) Stephen Cobbold | | | |
| 1 | 1:05.170 | +5.414 | 15:03:25.111 |
| 2 | 1:02.037 | +2.281 | 15:04:27.148 |
| 3 | 1:01.590 | +1.834 | 15:05:28.738 |
| 4 | 1:00.562 | +0.806 | 15:06:29.300 |
| 5 | 1:00.974 | +1.218 | 15:07:30.274 |
| 6 | 1:00.121 | +0.365 | 15:08:30.395 |
| 7 | 59.919 | +0.163 | 15:09:30.314 |
| 8 | 59.756 | | 15:10:30.070 |

| Lap | Lap Tm | Diff | Time of Day |
|----------------------------|-----------------|--------|--------------|
| (321) Dean Calloway | | | |
| 1 | 1:07.176 | +6.881 | 15:03:27.634 |
| 2 | 1:01.792 | +1.497 | 15:04:29.426 |
| 3 | 1:00.987 | +0.692 | 15:05:30.413 |
| 4 | 1:00.295 | | 15:06:30.708 |
| 5 | 1:00.782 | +0.487 | 15:07:31.490 |
| 6 | 1:00.575 | +0.280 | 15:08:32.065 |
| 7 | 1:02.418 | +2.123 | 15:09:34.483 |
| 8 | 1:02.301 | +2.006 | 15:10:36.784 |

| Lap | Lap Tm | Diff | Time of Day |
|-------------------------|-----------------|--------|--------------|
| (99) Marc Coggon | | | |
| 1 | 1:06.429 | +4.976 | 15:03:26.268 |
| 2 | 1:01.940 | +0.487 | 15:04:28.208 |
| 3 | 1:01.453 | | 15:05:29.661 |
| 4 | 1:01.511 | +0.058 | 15:06:31.172 |
| 5 | 1:02.126 | +0.673 | 15:07:33.298 |
| 6 | 1:01.921 | +0.468 | 15:08:35.219 |
| 7 | 1:02.116 | +0.663 | 15:09:37.335 |
| 8 | 1:02.058 | +0.605 | 15:10:39.393 |

| Lap | Lap Tm | Diff | Time of Day |
|-----------------------------|-----------------|--------|--------------|
| (62) Martin Atkinson | | | |
| 1 | 1:07.879 | +4.274 | 15:03:28.704 |
| 2 | 1:04.353 | +0.748 | 15:04:33.057 |
| 3 | 1:04.121 | +0.516 | 15:05:37.178 |
| 4 | 1:03.688 | +0.083 | 15:06:40.866 |
| 5 | 1:04.161 | +0.556 | 15:07:45.027 |
| 6 | 1:03.605 | | 15:08:48.632 |
| 7 | 1:03.708 | +0.103 | 15:09:52.340 |
| 8 | 1:03.713 | +0.108 | 15:10:56.053 |

| Lap | Lap Tm | Diff | Time of Day |
|-------------------------|--------|------|-------------|
| (85) Adam Walker | | | |

| Lap | Lap Tm | Diff | Time of Day |
|-----|-----------------|--------|--------------|
| 1 | 1:10.430 | +6.254 | 15:03:31.371 |
| 2 | 1:05.001 | +0.825 | 15:04:36.372 |
| 3 | 1:05.032 | +0.856 | 15:05:41.404 |
| 4 | 1:05.044 | +0.868 | 15:06:46.448 |
| 5 | 1:05.459 | +1.283 | 15:07:51.907 |
| 6 | 1:04.635 | +0.459 | 15:08:56.542 |
| 7 | 1:04.176 | | 15:10:00.718 |

| Lap | Lap Tm | Diff | Time of Day |
|------------------------|---------------|--------|--------------|
| (51) Rad Hughes | | | |
| 1 | 1:03.396 | +5.183 | 15:03:22.660 |
| 2 | 59.096 | +0.883 | 15:04:21.756 |
| 3 | 58.952 | +0.739 | 15:05:20.708 |
| 4 | 58.213 | | 15:06:18.921 |

| Lap | Lap Tm | Diff | Time of Day |
|--------------------------|-----------------|--------|--------------|
| (303) Stuart Bell | | | |
| 1 | 1:12.415 | +2.302 | 15:03:33.546 |
| 2 | 1:10.113 | | 15:04:43.659 |
| 3 | 1:12.007 | +1.894 | 15:05:55.666 |

Timekeeper:

Clerk Of Course:

Weather / Track : Cloudy / Dry

Results : www.sportstimingservices.com



Auto 66 Road Race Championships

Sorted on Laps

Northern 600

Mallory Park 1.390 Miles

Race 20

20/05/2012 16:53

Race started at 16:53:22

| Pos | No. | Name | Bike | cc | Laps | Total Tm | Diff | Best Tm | Avg. Speed | Best Speed |
|-----|-----------|-----------------------|---------------|---------------|------|-----------|--------|---------------|------------|---------------|
| 1 | 52 | James Cowton | Honda | CBR 600 | 10 | 9:39.214 | | 56.760 | 86.393 | 88.161 |
| 2 | 64 | Christopher Hellewell | Yamaha | R6 600 | 10 | 9:40.111 | 0.897 | 56.236 | 86.259 | 88.982 |
| 3 | 911 | Adam Sheriff | Yamaha | R6 600 | 10 | 9:42.309 | 3.095 | 57.227 | 85.934 | 87.441 |
| 4 | 212 | Pete Weston | Kawasaki | ZXR 600 | 10 | 9:43.251 | 4.037 | 57.052 | 85.795 | 87.709 |
| 5 | 27 | Adrian Harrison | Yamaha | R6 600 | 10 | 9:51.010 | 11.796 | 58.015 | 84.669 | 86.254 |
| 6 | 69 | Bradley Hill | Honda | CBR 600 | 10 | 10:02.095 | 22.881 | 58.800 | 83.110 | 85.102 |
| 7 | 14 | Stephen Cobbold | Yamaha | R6 600 | 10 | 10:06.830 | 27.616 | 59.342 | 82.461 | 84.325 |
| 8 | 91 | James Neesom | Suzuki | GSXR 600 | 10 | 10:07.144 | 27.930 | 58.921 | 82.419 | 84.927 |
| 9 | 51 | Rad Hughes | Yamaha | R6 599 | 10 | 10:13.833 | 34.619 | 59.931 | 81.521 | 83.496 |
| 10 | 99 | Marc Coggon | Suzuki | K2 600 | 10 | 10:14.227 | 35.013 | 59.952 | 81.468 | 83.467 |
| 11 | 321 | Dean Calloway | Yamaha | R6 600 | 10 | 10:34.925 | 55.711 | 1:01.615 | 78.812 | 81.214 |
| 12 | 85 | Adam Walker | Yamaha | R6 600 | 9 | 9:48.792 | 1 Lap | 1:03.868 | 76.489 | 78.349 |
| 13 | 303 | Stuart Bell | Suzuki | GSXR 600 | 9 | 10:38.321 | 1 Lap | 1:09.046 | 70.554 | 72.473 |

| Margin of Victory | Avg. Speed | Best Lap Tm | Best Speed | Best Lap by |
|-------------------|------------|-------------|------------|----------------------------|
| 0.897 | 86.393 | 56.236 | 88.982 | 64 - Christopher Hellewell |

Timekeeper:

Clerk Of Course:

Weather / Track : Cloudy / Dry

Results : www.sportstimingservices.com

Printed: 20/05/2012 17:04:10



Auto 66 Road Race Championships

Lapchart

Northern 600

Mallory Park 1.390 Miles

Race 20

20/05/2012 16:53

Race started at 16:53:22

Competitors

Laps

| | 0 | 1 | 2 | 3 | 4 | 5 | 6 | 7 | 8 | 9 | 10 |
|----------------------------|----|-----|-----|-----|-----|-----|-----|-----|-----|-----|-----|
| James Cowton (52) | 1 | 52 | 52 | 52 | 52 | 52 | 52 | 52 | 52 | 52 | 52 |
| Adam Sheriff (911) | 2 | 911 | 64 | 64 | 64 | 64 | 64 | 64 | 64 | 64 | 64 |
| Pete Weston (212) | 3 | 212 | 911 | 911 | 911 | 911 | 911 | 911 | 911 | 911 | 911 |
| Christopher Hellewell (64) | 4 | 64 | 212 | 212 | 212 | 212 | 212 | 212 | 212 | 212 | 212 |
| Adrian Harrison (27) | 5 | 27 | 27 | 27 | 27 | 27 | 27 | 27 | 27 | 27 | 27 |
| James Neesom (91) | 6 | 91 | 14 | 91 | 91 | 91 | 91 | 69 | 69 | 69 | 69 |
| Marc Coggon (99) | 7 | 99 | 91 | 14 | 14 | 69 | 69 | 69 | 91 | 91 | 14 |
| Stephen Cobbold (14) | 8 | 14 | 69 | 69 | 69 | 14 | 14 | 14 | 14 | 14 | 91 |
| Dean Calloway (321) | 9 | 321 | 51 | 51 | 51 | 51 | 51 | 51 | 51 | 51 | 51 |
| Rad Hughes (51) | 10 | 51 | 99 | 99 | 99 | 99 | 99 | 99 | 99 | 99 | 99 |
| Bradley Hill (69) | 11 | 69 | 321 | 321 | 321 | 321 | 321 | 321 | 321 | 321 | 321 |
| Stuart Bell (303) | 12 | 303 | 85 | 85 | 85 | 85 | 85 | 85 | 85 | 85 | 85 |
| Adam Walker (85) | 13 | 85 | 303 | 303 | 303 | 303 | 303 | 303 | 303 | 303 | 303 |

Timekeeper:

Clerk Of Course:

Weather / Track : Cloudy / Dry

Results : www.sportstimingservices.com



Auto 66 Road Race Championships

Northern 600

Mallory Park 1.390 Miles

Race 20

20/05/2012 16:53

Race started at 16:53:22

| Lap | Lap Tm | Diff | Time of Day |
|--------------------------|---------------|--------|--------------|
| (52) James Cowton | | | |
| 1 | 1:02.566 | +5.806 | 16:54:24.681 |
| 2 | 57.171 | +0.411 | 16:55:21.852 |
| 3 | 57.007 | +0.247 | 16:56:18.859 |
| 4 | 56.969 | +0.209 | 16:57:15.828 |
| 5 | 57.240 | +0.480 | 16:58:13.068 |
| 6 | 57.154 | +0.394 | 16:59:10.222 |
| 7 | 56.760 | | 17:00:06.982 |
| 8 | 57.956 | +1.196 | 17:01:04.938 |
| 9 | 57.677 | +0.917 | 17:02:02.615 |
| 10 | 58.714 | +1.954 | 17:03:01.329 |

| Lap | Lap Tm | Diff | Time of Day |
|-----------------------------------|---------------|--------|--------------|
| (64) Christopher Hellewell | | | |
| 1 | 1:03.084 | +6.848 | 16:54:25.672 |
| 2 | 58.213 | +1.977 | 16:55:23.885 |
| 3 | 57.680 | +1.444 | 16:56:21.565 |
| 4 | 57.372 | +1.136 | 16:57:18.937 |
| 5 | 57.174 | +0.938 | 16:58:16.111 |
| 6 | 58.157 | +1.921 | 16:59:14.268 |
| 7 | 57.718 | +1.482 | 17:00:11.986 |
| 8 | 57.290 | +1.054 | 17:01:09.276 |
| 9 | 56.714 | +0.478 | 17:02:05.990 |
| 10 | 56.236 | | 17:03:02.226 |

| Lap | Lap Tm | Diff | Time of Day |
|--------------------------|---------------|--------|--------------|
| (91) Adam Sheriff | | | |
| 1 | 1:04.470 | +7.243 | 16:54:26.603 |
| 2 | 57.897 | +0.670 | 16:55:24.500 |
| 3 | 57.580 | +0.353 | 16:56:22.080 |
| 4 | 57.683 | +0.456 | 16:57:19.763 |
| 5 | 57.512 | +0.285 | 16:58:17.275 |
| 6 | 57.544 | +0.317 | 16:59:14.819 |
| 7 | 57.403 | +0.176 | 17:00:12.222 |
| 8 | 57.671 | +0.444 | 17:01:09.893 |
| 9 | 57.304 | +0.077 | 17:02:07.197 |
| 10 | 57.227 | | 17:03:04.424 |

| Lap | Lap Tm | Diff | Time of Day |
|--------------------------|---------------|--------|--------------|
| (212) Pete Weston | | | |
| 1 | 1:05.018 | +7.966 | 16:54:27.187 |
| 2 | 57.755 | +0.703 | 16:55:24.942 |
| 3 | 57.346 | +0.294 | 16:56:22.288 |
| 4 | 57.582 | +0.530 | 16:57:19.870 |
| 5 | 57.495 | +0.443 | 16:58:17.365 |
| 6 | 57.902 | +0.850 | 16:59:15.267 |
| 7 | 57.052 | | 17:00:12.319 |
| 8 | 57.738 | +0.686 | 17:01:10.057 |
| 9 | 57.320 | +0.268 | 17:02:07.377 |
| 10 | 57.989 | +0.937 | 17:03:05.366 |

| Lap | Lap Tm | Diff | Time of Day |
|-----------------------------|---------------|--------|--------------|
| (27) Adrian Harrison | | | |
| 1 | 1:02.843 | +4.828 | 16:54:27.664 |
| 2 | 58.188 | +0.173 | 16:55:25.852 |
| 3 | 58.257 | +0.242 | 16:56:24.109 |
| 4 | 58.671 | +0.656 | 16:57:22.780 |
| 5 | 58.371 | +0.356 | 16:58:21.151 |
| 6 | 58.332 | +0.317 | 16:59:19.483 |
| 7 | 58.324 | +0.309 | 17:00:17.807 |
| 8 | 58.240 | +0.225 | 17:01:16.047 |
| 9 | 58.015 | | 17:02:14.062 |
| 10 | 59.063 | +1.048 | 17:03:13.125 |

| Lap | Lap Tm | Diff | Time of Day |
|--------------------------|---------------|--------|--------------|
| (69) Bradley Hill | | | |
| 1 | 1:04.060 | +5.260 | 16:54:30.286 |
| 2 | 59.788 | +0.988 | 16:55:30.074 |
| 3 | 59.632 | +0.832 | 16:56:29.706 |
| 4 | 59.029 | +0.229 | 16:57:28.735 |
| 5 | 59.773 | +0.973 | 16:58:28.508 |
| 6 | 59.320 | +0.520 | 16:59:27.828 |
| 7 | 58.800 | | 17:00:26.628 |
| 8 | 58.921 | +0.121 | 17:01:25.549 |
| 9 | 59.425 | +0.625 | 17:02:24.974 |
| 10 | 59.236 | +0.436 | 17:03:24.210 |

| Lap | Lap Tm | Diff | Time of Day |
|-----------------------------|---------------|--------|--------------|
| (14) Stephen Cobbold | | | |
| 1 | 1:03.490 | +4.148 | 16:54:29.163 |
| 2 | 59.947 | +0.605 | 16:55:29.110 |
| 3 | 1:00.056 | +0.714 | 16:56:29.166 |
| 4 | 1:00.498 | +1.156 | 16:57:29.664 |
| 5 | 1:00.186 | +0.844 | 16:58:29.850 |
| 6 | 59.819 | +0.477 | 16:59:29.669 |
| 7 | 1:00.073 | +0.731 | 17:00:29.742 |
| 8 | 59.989 | +0.647 | 17:01:29.731 |
| 9 | 59.872 | +0.530 | 17:02:29.603 |
| 10 | 59.342 | | 17:03:28.945 |

| Lap | Lap Tm | Diff | Time of Day |
|--------------------------|---------------|--------|--------------|
| (91) James Neesom | | | |
| 1 | 1:04.295 | +5.374 | 16:54:29.186 |
| 2 | 58.921 | | 16:55:28.107 |
| 3 | 59.293 | +0.372 | 16:56:27.400 |
| 4 | 59.940 | +1.019 | 16:57:27.340 |
| 5 | 59.735 | +0.814 | 16:58:27.075 |
| 6 | 1:00.322 | +1.401 | 16:59:27.397 |
| 7 | 1:01.278 | +2.357 | 17:00:28.675 |
| 8 | 1:00.648 | +1.727 | 17:01:29.323 |
| 9 | 1:00.486 | +1.565 | 17:02:29.809 |
| 10 | 59.450 | +0.529 | 17:03:29.259 |

| Lap | Lap Tm | Diff | Time of Day |
|------------------------|---------------|--------|--------------|
| (51) Rad Hughes | | | |
| 1 | 1:04.779 | +4.848 | 16:54:30.911 |
| 2 | 1:00.862 | +0.931 | 16:55:31.773 |
| 3 | 1:00.223 | +0.292 | 16:56:31.996 |
| 4 | 1:00.826 | +0.895 | 16:57:32.822 |
| 5 | 1:00.094 | +0.163 | 16:58:32.916 |
| 6 | 1:00.065 | +0.134 | 16:59:32.981 |
| 7 | 1:00.760 | +0.829 | 17:00:33.741 |
| 8 | 1:02.048 | +2.117 | 17:01:35.789 |
| 9 | 59.931 | | 17:02:35.720 |
| 10 | 1:00.228 | +0.297 | 17:03:35.948 |

| Lap | Lap Tm | Diff | Time of Day |
|-------------------------|---------------|--------|--------------|
| (99) Marc Coggon | | | |
| 1 | 1:05.539 | +5.587 | 16:54:31.177 |
| 2 | 1:00.725 | +0.773 | 16:55:31.902 |
| 3 | 1:00.785 | +0.833 | 16:56:32.687 |
| 4 | 1:00.742 | +0.790 | 16:57:33.429 |
| 5 | 1:00.191 | +0.239 | 16:58:33.620 |
| 6 | 1:00.648 | +0.696 | 16:59:34.268 |
| 7 | 1:00.441 | +0.489 | 17:00:34.709 |
| 8 | 1:01.354 | +1.402 | 17:01:36.063 |
| 9 | 59.952 | | 17:02:36.015 |
| 10 | 1:00.327 | +0.375 | 17:03:36.342 |

| Lap | Lap Tm | Diff | Time of Day |
|----------------------------|--------|------|-------------|
| (321) Dean Calloway | | | |

| Lap | Lap Tm | Diff | Time of Day |
|-----|-----------------|--------|--------------|
| 1 | 1:06.911 | +5.296 | 16:54:32.746 |
| 2 | 1:02.110 | +0.495 | 16:55:34.856 |
| 3 | 1:02.880 | +1.265 | 16:56:37.736 |
| 4 | 1:03.665 | +2.050 | 16:57:41.401 |
| 5 | 1:01.885 | +0.270 | 16:58:43.286 |
| 6 | 1:02.931 | +1.316 | 16:59:46.217 |
| 7 | 1:02.584 | +0.969 | 17:00:48.801 |
| 8 | 1:02.616 | +1.001 | 17:01:51.417 |
| 9 | 1:01.615 | | 17:02:53.032 |
| 10 | 1:04.008 | +2.393 | 17:03:57.040 |

| Lap | Lap Tm | Diff | Time of Day |
|-------------------------|-----------------|--------|--------------|
| (85) Adam Walker | | | |
| 1 | 1:09.609 | +5.741 | 16:54:36.292 |
| 2 | 1:04.876 | +1.008 | 16:55:41.168 |
| 3 | 1:04.294 | +0.426 | 16:56:45.462 |
| 4 | 1:05.117 | +1.249 | 16:57:50.579 |
| 5 | 1:03.868 | | 16:58:54.447 |
| 6 | 1:04.109 | +0.241 | 16:59:58.556 |
| 7 | 1:04.182 | +0.314 | 17:01:02.738 |
| 8 | 1:04.149 | +0.281 | 17:02:06.887 |
| 9 | 1:04.020 | +0.152 | 17:03:10.907 |

| Lap | Lap Tm | Diff | Time of Day |
|--------------------------|-----------------|--------|--------------|
| (303) Stuart Bell | | | |
| 1 | 1:13.343 | +4.297 | 16:54:39.928 |
| 2 | 1:09.954 | +0.908 | 16:55:49.882 |
| 3 | 1:09.737 | +0.691 | 16:56:59.619 |
| 4 | 1:10.144 | +1.098 | 16:58:09.763 |
| 5 | 1:09.046 | | 16:59:18.809 |
| 6 | 1:10.293 | +1.247 | 17:00:29.102 |
| 7 | 1:09.301 | +0.255 | 17:01:38.403 |
| 8 | 1:10.377 | +1.331 | 17:02:48.780 |
| 9 | 1:11.656 | +2.610 | 17:04:00.436 |

Timekeeper:

Clerk Of Course:

Weather / Track : Cloudy / Dry

Results : www.sportstimingservices.com



Auto 66 Road Race Championships

Sorted on Laps

Northern Junior

Mallory Park 1.390 Miles

Race 1

20/05/2012 11:24

Race started at 11:24:01

| Pos | No. | Name | Bike | cc | Laps | Total Tm | Diff | Best Tm | Avg. Speed | Best Speed |
|-----|-----|-----------------|----------|-------------|------|----------|--------|----------|------------|------------|
| 1 | 355 | Mark Ess | Yamaha | FZR 750 | 7 | 5:54.348 | | 58.781 | 98.852 | 85.130 |
| 2 | 107 | Duane Bliss | Triumph | Daytona 675 | 7 | 6:04.029 | 9.681 | 58.822 | 96.223 | 85.070 |
| 3 | 166 | Michael Hand | Honda | CBR 600 | 7 | 6:06.442 | 12.094 | 1:00.198 | 95.589 | 83.126 |
| 4 | 79 | James Want | Honda | CBR 600 | 7 | 6:12.030 | 17.682 | 1:00.807 | 94.154 | 82.293 |
| 5 | 32 | Jordan Papworth | Yamaha | R6 600 | 7 | 6:12.256 | 17.908 | 1:00.425 | 94.097 | 82.813 |
| 6 | 62 | Martin Atkinson | Triumph | Daytona 675 | 7 | 6:28.473 | 34.125 | 1:02.815 | 90.168 | 79.663 |
| 7 | 67 | Ken Dobson | Suzuki | SV 650 | 7 | 6:37.870 | 43.522 | 1:04.941 | 88.039 | 77.055 |
| 8 | 76 | Ali Foster | Kawasaki | ER 650 | 7 | 6:42.328 | 47.980 | 1:05.249 | 87.063 | 76.691 |

| Margin of Victory | Avg. Speed | Best Lap Tm | Best Speed | Best Lap by |
|-------------------|------------|-------------|------------|----------------|
| 9.681 | 98.852 | 58.781 | 85.130 | 355 - Mark Ess |

Timekeeper:

Clerk Of Course:

Weather / Track : Cloudy / Dry

Results : www.sportstimingservices.com

Printed: 20/05/2012 11:31:48



Auto 66 Road Race Championships

Lapchart

Northern Junior

Mallory Park 1.390 Miles

Race 1

20/05/2012 11:22

Race started at 11:24:01

Competitors

Laps

| | <u>1</u> | <u>2</u> | <u>3</u> | <u>4</u> | <u>5</u> | <u>6</u> | <u>7</u> |
|----------------------|----------|----------|----------|----------|----------|----------|----------|
| Mark Ess (355) | 355 | 355 | 355 | 355 | 355 | 355 | 355 |
| Michael Hand (166) | 166 | 166 | 166 | 166 | 166 | 107 | 107 |
| Duane Bliss (107) | 107 | 107 | 107 | 107 | 107 | 166 | 166 |
| James Want (79) | 79 | 79 | 79 | 79 | 79 | 79 | 79 |
| Jordan Papworth (32) | 32 | 32 | 32 | 32 | 32 | 32 | 32 |
| Ken Dobson (67) | 67 | 62 | 62 | 62 | 62 | 62 | 62 |
| Martin Atkinson (62) | 62 | 67 | 67 | 67 | 67 | 67 | 67 |
| Ali Foster (76) | 76 | 76 | 76 | 76 | 76 | 76 | 76 |

Timekeeper:

Clerk Of Course:

Weather / Track : Cloudy / Dry

Results : www.sportstimingservices.com



Auto 66 Road Race Championships

Northern Junior

Mallory Park 1.390 Miles

Race 1

20/05/2012 11:22

Race started at 11:24:01

| Lap | Lap Tm | Diff | Time of Day |
|-----------------------------|-----------------|--------|--------------|
| (355) Mark Ess | | | |
| 1 | | | 11:24:01.315 |
| 2 | 59.254 | +0.473 | 11:25:00.569 |
| 3 | 59.175 | +0.394 | 11:25:59.744 |
| 4 | 59.217 | +0.436 | 11:26:58.961 |
| 5 | 59.064 | +0.283 | 11:27:58.025 |
| 6 | 58.781 | | 11:28:56.806 |
| 7 | 58.857 | +0.076 | 11:29:55.663 |
| (107) Duane Bliss | | | |
| 1 | | | 11:24:04.440 |
| 2 | 1:01.530 | +2.708 | 11:25:05.970 |
| 3 | 1:00.082 | +1.260 | 11:26:06.052 |
| 4 | 1:00.763 | +1.941 | 11:27:06.815 |
| 5 | 1:00.282 | +1.460 | 11:28:07.097 |
| 6 | 59.425 | +0.603 | 11:29:06.522 |
| 7 | 58.822 | | 11:30:05.344 |
| (166) Michael Hand | | | |
| 1 | | | 11:24:04.274 |
| 2 | 1:01.031 | +0.833 | 11:25:05.305 |
| 3 | 1:00.620 | +0.422 | 11:26:05.925 |
| 4 | 1:00.587 | +0.389 | 11:27:06.512 |
| 5 | 1:00.491 | +0.293 | 11:28:07.003 |
| 6 | 1:00.556 | +0.358 | 11:29:07.559 |
| 7 | 1:00.198 | | 11:30:07.757 |
| (79) James Want | | | |
| 1 | | | 11:24:05.475 |
| 2 | 1:02.240 | +1.433 | 11:25:07.715 |
| 3 | 1:00.842 | +0.035 | 11:26:08.557 |
| 4 | 1:01.075 | +0.268 | 11:27:09.632 |
| 5 | 1:01.388 | +0.581 | 11:28:11.020 |
| 6 | 1:01.518 | +0.711 | 11:29:12.538 |
| 7 | 1:00.807 | | 11:30:13.345 |
| (32) Jordan Papworth | | | |
| 1 | | | 11:24:05.777 |
| 2 | 1:02.594 | +2.169 | 11:25:08.371 |
| 3 | 1:01.873 | +1.448 | 11:26:10.244 |
| 4 | 1:01.350 | +0.925 | 11:27:11.594 |
| 5 | 1:01.031 | +0.606 | 11:28:12.625 |
| 6 | 1:00.521 | +0.096 | 11:29:13.146 |
| 7 | 1:00.425 | | 11:30:13.571 |
| (62) Martin Atkinson | | | |
| 1 | | | 11:24:07.282 |
| 2 | 1:04.385 | +1.570 | 11:25:11.667 |
| 3 | 1:03.474 | +0.659 | 11:26:15.141 |
| 4 | 1:03.538 | +0.723 | 11:27:18.679 |
| 5 | 1:02.815 | | 11:28:21.494 |
| 6 | 1:04.336 | +1.521 | 11:29:25.830 |
| 7 | 1:03.958 | +1.143 | 11:30:29.788 |
| (67) Ken Dobson | | | |
| 1 | | | 11:24:07.063 |
| 2 | 1:05.679 | +0.738 | 11:25:12.742 |
| 3 | 1:05.181 | +0.240 | 11:26:17.923 |
| 4 | 1:04.960 | +0.019 | 11:27:22.883 |
| 5 | 1:04.941 | | 11:28:27.824 |

| Lap | Lap Tm | Diff | Time of Day |
|------------------------|-----------------|--------|--------------|
| 6 | 1:05.707 | +0.766 | 11:29:33.531 |
| 7 | 1:05.654 | +0.713 | 11:30:39.185 |
| (76) Ali Foster | | | |
| 1 | | | 11:24:08.071 |
| 2 | 1:05.249 | | 11:25:13.320 |
| 3 | 1:06.261 | +1.012 | 11:26:19.581 |
| 4 | 1:06.031 | +0.782 | 11:27:25.612 |
| 5 | 1:06.563 | +1.314 | 11:28:32.175 |
| 6 | 1:05.890 | +0.641 | 11:29:38.065 |
| 7 | 1:05.578 | +0.329 | 11:30:43.643 |

| Lap | Lap Tm | Diff | Time of Day |
|-----|--------|------|-------------|
|-----|--------|------|-------------|

Timekeeper:

Clerk Of Course:

Weather / Track : Cloudy / Dry

Results : www.sportstimingservices.com



Auto 66 Road Race Championships

Sorted on Laps

Northern Junior

Mallory Park 1.390 Miles

Race 8

20/05/2012 14:02

Race started at 14:02:25

| Pos | No. | Name | Bike | cc | Laps | Total Tm | Diff | Best Tm | Avg. Speed | Best Speed |
|----------------|-----|-----------------|---------|-------------|------|----------|--------|----------|------------|------------|
| 1 | 107 | Duane Bliss | Triumph | Daytona 675 | 8 | 7:58.461 | | 58.003 | 83.668 | 86.271 |
| 2 | 355 | Mark Ess | Yamaha | FZR 750 | 8 | 7:58.719 | 0.258 | 58.514 | 83.623 | 85.518 |
| 3 | 166 | Michael Hand | Honda | CBR 600 | 8 | 8:15.351 | 16.890 | 59.978 | 80.815 | 83.431 |
| 4 | 32 | Jordan Papworth | Yamaha | R6 600 | 8 | 8:16.930 | 18.469 | 59.810 | 80.559 | 83.665 |
| 5 | 79 | James Want | Honda | CBR 600 | 8 | 8:26.895 | 28.434 | 1:00.621 | 78.975 | 82.546 |
| 6 | 183 | Keith Pringle | Ducati | F1R 804 | 8 | 8:34.026 | 35.565 | 1:01.799 | 77.879 | 80.972 |
| 7 | 62 | Martin Atkinson | Triumph | Daytona 675 | 8 | 8:35.134 | 36.673 | 1:02.996 | 77.712 | 79.434 |
| Not classified | | | | | | | | | | |
| DNF | 67 | Ken Dobson | Suzuki | SV 650 | 2 | 2:20.557 | DNF | 1:07.849 | 71.202 | 73.752 |

| Margin of Victory | Avg. Speed | Best Lap Tm | Best Speed | Best Lap by |
|-------------------|------------|-------------|------------|-------------------|
| 0.258 | 83.668 | 58.003 | 86.271 | 107 - Duane Bliss |

Timekeeper:

Clerk Of Course:

Weather / Track : Cloudy / Dry

Results : www.sportstimingservices.com

Printed: 20/05/2012 14:11:26



Auto 66 Road Race Championships

Lapchart

Northern Junior

Mallory Park 1.390 Miles

Race 8

20/05/2012 14:02

Race started at 14:02:25

Competitors

Laps

| | 0 | 1 | 2 | 3 | 4 | 5 | 6 | 7 | 8 | |
|----------------------|---|-----|-----|-----|-----|-----|-----|-----|-----|-----|
| Mark Ess (355) | 1 | 355 | 355 | 355 | 355 | 355 | 355 | 107 | 107 | 107 |
| Michael Hand (166) | 2 | 166 | 107 | 107 | 107 | 107 | 107 | 355 | 355 | 355 |
| James Want (79) | 3 | 79 | 166 | 166 | 166 | 79 | 79 | 79 | 79 | 166 |
| Duane Bliss (107) | 4 | 107 | 79 | 79 | 79 | 166 | 166 | 166 | 166 | 32 |
| Jordan Papworth (32) | 5 | 32 | 32 | 32 | 32 | 32 | 32 | 32 | 32 | 79 |
| Martin Atkinson (62) | 6 | 62 | 62 | 183 | 183 | 183 | 183 | 183 | 183 | 183 |
| Ken Dobson (67) | 7 | 67 | 183 | 62 | 62 | 62 | 62 | 62 | 62 | 62 |
| Keith Pringle (183) | 8 | 183 | 67 | 67 | | | | | | |

Timekeeper:

Clerk Of Course:

Weather / Track : Cloudy / Dry

Results : www.sportstimingservices.com



Auto 66 Road Race Championships

Northern Junior

Mallory Park 1.390 Miles

Race 8

20/05/2012 14:02

Race started at 14:02:25

| Lap | Lap Tm | Diff | Time of Day |
|--------------------------|---------------|--------|--------------|
| (107) Duane Bliss | | | |
| 1 | 1:06.926 | +8.923 | 14:03:32.493 |
| 2 | 59.724 | +1.721 | 14:04:32.217 |
| 3 | 58.965 | +0.962 | 14:05:31.182 |
| 4 | 58.443 | +0.440 | 14:06:29.625 |
| 5 | 58.443 | +0.440 | 14:07:28.068 |
| 6 | 58.003 | | 14:08:26.071 |
| 7 | 58.808 | +0.805 | 14:09:24.879 |
| 8 | 59.022 | +1.019 | 14:10:23.901 |

| Lap | Lap Tm | Diff | Time of Day |
|-----------------------|---------------|--------|--------------|
| (355) Mark Ess | | | |
| 1 | 1:06.565 | +8.051 | 14:03:32.005 |
| 2 | 59.678 | +1.164 | 14:04:31.683 |
| 3 | 58.984 | +0.470 | 14:05:30.667 |
| 4 | 58.514 | | 14:06:29.181 |
| 5 | 58.530 | +0.016 | 14:07:27.711 |
| 6 | 58.698 | +0.184 | 14:08:26.409 |
| 7 | 58.972 | +0.458 | 14:09:25.381 |
| 8 | 58.778 | +0.264 | 14:10:24.159 |

| Lap | Lap Tm | Diff | Time of Day |
|---------------------------|---------------|--------|--------------|
| (166) Michael Hand | | | |
| 1 | 1:08.071 | +8.093 | 14:03:33.522 |
| 2 | 1:00.944 | +0.966 | 14:04:34.466 |
| 3 | 1:02.044 | +2.066 | 14:05:36.510 |
| 4 | 1:01.921 | +1.943 | 14:06:38.431 |
| 5 | 1:00.733 | +0.755 | 14:07:39.164 |
| 6 | 1:00.608 | +0.630 | 14:08:39.772 |
| 7 | 1:01.041 | +1.063 | 14:09:40.813 |
| 8 | 59.978 | | 14:10:40.791 |

| Lap | Lap Tm | Diff | Time of Day |
|-----------------------------|---------------|--------|--------------|
| (32) Jordan Papworth | | | |
| 1 | 1:08.220 | +8.410 | 14:03:36.162 |
| 2 | 1:02.490 | +2.680 | 14:04:38.652 |
| 3 | 1:01.386 | +1.576 | 14:05:40.038 |
| 4 | 1:01.182 | +1.372 | 14:06:41.220 |
| 5 | 1:00.383 | +0.573 | 14:07:41.603 |
| 6 | 1:00.687 | +0.877 | 14:08:42.290 |
| 7 | 59.810 | | 14:09:42.100 |
| 8 | 1:00.270 | +0.460 | 14:10:42.370 |

| Lap | Lap Tm | Diff | Time of Day |
|------------------------|-----------------|---------|--------------|
| (79) James Want | | | |
| 1 | 1:09.240 | +8.619 | 14:03:34.797 |
| 2 | 1:01.538 | +0.917 | 14:04:36.335 |
| 3 | 1:00.679 | +0.058 | 14:05:37.014 |
| 4 | 1:00.918 | +0.297 | 14:06:37.932 |
| 5 | 1:00.767 | +0.146 | 14:07:38.699 |
| 6 | 1:00.621 | | 14:08:39.320 |
| 7 | 1:00.934 | +0.313 | 14:09:40.254 |
| 8 | 1:12.081 | +11.460 | 14:10:52.335 |

| Lap | Lap Tm | Diff | Time of Day |
|----------------------------|-----------------|--------|--------------|
| (183) Keith Pringle | | | |
| 1 | 1:08.440 | +6.641 | 14:03:37.302 |
| 2 | 1:02.970 | +1.171 | 14:04:40.272 |
| 3 | 1:03.052 | +1.253 | 14:05:43.324 |
| 4 | 1:03.401 | +1.602 | 14:06:46.725 |
| 5 | 1:01.799 | | 14:07:48.524 |
| 6 | 1:02.300 | +0.501 | 14:08:50.824 |
| 7 | 1:03.190 | +1.391 | 14:09:54.014 |
| 8 | 1:05.452 | +3.653 | 14:10:59.466 |

| Lap | Lap Tm | Diff | Time of Day |
|-----------------------------|-----------------|--------|--------------|
| (62) Martin Atkinson | | | |
| 1 | 1:08.734 | +5.738 | 14:03:36.816 |
| 2 | 1:03.989 | +0.993 | 14:04:40.805 |
| 3 | 1:03.099 | +0.103 | 14:05:43.904 |
| 4 | 1:03.581 | +0.585 | 14:06:47.485 |
| 5 | 1:02.996 | | 14:07:50.481 |
| 6 | 1:03.308 | +0.312 | 14:08:53.789 |
| 7 | 1:03.431 | +0.435 | 14:09:57.220 |
| 8 | 1:03.354 | +0.358 | 14:11:00.574 |

| Lap | Lap Tm | Diff | Time of Day |
|------------------------|-----------------|--------|--------------|
| (67) Ken Dobson | | | |
| 1 | 1:09.945 | +2.096 | 14:03:38.148 |
| 2 | 1:07.849 | | 14:04:45.997 |

| Lap | Lap Tm | Diff | Time of Day |
|-----|--------|------|-------------|
|-----|--------|------|-------------|

Timekeeper:

Clerk Of Course:

Weather / Track : Cloudy / Dry

Results : www.sportstimingservices.com



Auto 66 Road Race Championships

Sorted on Laps

Northern Junior

Mallory Park 1.390 Miles

Race 16

20/05/2012 15:45

Race started at 15:45:24

| Pos | No. | Name | Bike | cc | Laps | Total Tm | Diff | Best Tm | Avg. Speed | Best Speed |
|----------------|-----|-----------------|---------|-------------|------|-----------|--------|----------|------------|------------|
| 1 | 355 | Mark Ess | Yamaha | FZR 750 | 10 | 9:51.042 | | 57.621 | 84.664 | 86.843 |
| 2 | 107 | Duane Bliss | Triumph | Daytona 675 | 10 | 9:56.227 | 5.185 | 58.107 | 83.928 | 86.117 |
| 3 | 166 | Michael Hand | Honda | CBR 600 | 10 | 10:09.065 | 18.023 | 59.801 | 82.159 | 83.678 |
| 4 | 32 | Jordan Papworth | Yamaha | R6 600 | 10 | 10:28.840 | 37.798 | 59.741 | 79.575 | 83.762 |
| 5 | 62 | Martin Atkinson | Triumph | Daytona 675 | 10 | 10:46.772 | 55.730 | 1:03.332 | 77.369 | 79.012 |
| Not classified | | | | | | | | | | |
| DNF | 79 | James Want | Honda | CBR 600 | 9 | 9:09.445 | DNF | 59.843 | 81.966 | 83.619 |

| Margin of Victory | Avg. Speed | Best Lap Tm | Best Speed | Best Lap by |
|-------------------|------------|-------------|------------|----------------|
| 5.185 | 84.664 | 57.621 | 86.843 | 355 - Mark Ess |

Timekeeper:

Clerk Of Course:

Weather / Track : Cloudy / Dry

Results : www.sportstimingservices.com



Auto 66 Road Race Championships

Lapchart

Northern Junior

Mallory Park 1.390 Miles

Race 16

20/05/2012 15:45

Race started at 15:45:24

Competitors

Laps

| | 0 | 1 | 2 | 3 | 4 | 5 | 6 | 7 | 8 | 9 | 10 |
|----------------------|---|-----|-----|-----|-----|-----|-----|-----|-----|-----|-----|
| Jordan Papworth (32) | 1 | 32 | 355 | 355 | 355 | 355 | 355 | 355 | 355 | 355 | 355 |
| Michael Hand (166) | 2 | 166 | 166 | 166 | 107 | 107 | 107 | 107 | 107 | 107 | 107 |
| Mark Ess (355) | 3 | 355 | 107 | 107 | 166 | 166 | 166 | 166 | 166 | 166 | 166 |
| Duane Bliss (107) | 4 | 107 | 79 | 79 | 79 | 79 | 79 | 79 | 79 | 79 | 32 |
| James Want (79) | 5 | 79 | 32 | 32 | 32 | 32 | 32 | 32 | 32 | 32 | 62 |
| Martin Atkinson (62) | 6 | 62 | 62 | 62 | 62 | 62 | 62 | 62 | 62 | 62 | 62 |

Timekeeper:

Clerk Of Course:

Weather / Track : Cloudy / Dry

Results : www.sportstimingservices.com



Auto 66 Road Race Championships

Northern Junior

Mallory Park 1.390 Miles

Race 16

20/05/2012 15:45

Race started at 15:45:24

| Lap | Lap Tm | Diff | Time of Day |
|-----------------------|---------------|--------|--------------|
| (355) Mark Ess | | | |
| 1 | 1:04.571 | +6.950 | 15:46:28.889 |
| 2 | 58.728 | +1.107 | 15:47:27.617 |
| 3 | 58.891 | +1.270 | 15:48:26.508 |
| 4 | 58.447 | +0.826 | 15:49:24.955 |
| 5 | 58.687 | +1.066 | 15:50:23.642 |
| 6 | 57.621 | | 15:51:21.263 |
| 7 | 58.119 | +0.498 | 15:52:19.382 |
| 8 | 58.177 | +0.556 | 15:53:17.559 |
| 9 | 58.660 | +1.039 | 15:54:16.219 |
| 10 | 58.956 | +1.335 | 15:55:15.175 |

| Lap | Lap Tm | Diff | Time of Day |
|--------------------------|---------------|--------|--------------|
| (107) Duane Bliss | | | |
| 1 | 1:05.636 | +7.529 | 15:46:30.244 |
| 2 | 59.700 | +1.593 | 15:47:29.944 |
| 3 | 59.367 | +1.260 | 15:48:29.311 |
| 4 | 59.235 | +1.128 | 15:49:28.546 |
| 5 | 58.445 | +0.338 | 15:50:26.991 |
| 6 | 58.398 | +0.291 | 15:51:25.389 |
| 7 | 58.107 | | 15:52:23.496 |
| 8 | 58.706 | +0.599 | 15:53:22.202 |
| 9 | 58.762 | +0.655 | 15:54:20.964 |
| 10 | 59.396 | +1.289 | 15:55:20.360 |

| Lap | Lap Tm | Diff | Time of Day |
|---------------------------|---------------|--------|--------------|
| (166) Michael Hand | | | |
| 1 | 1:05.717 | +5.916 | 15:46:29.877 |
| 2 | 59.801 | | 15:47:29.678 |
| 3 | 1:01.839 | +2.038 | 15:48:31.517 |
| 4 | 1:00.165 | +0.364 | 15:49:31.682 |
| 5 | 59.888 | +0.087 | 15:50:31.570 |
| 6 | 1:00.074 | +0.273 | 15:51:31.644 |
| 7 | 1:00.806 | +1.005 | 15:52:32.450 |
| 8 | 1:00.518 | +0.717 | 15:53:32.968 |
| 9 | 1:00.213 | +0.412 | 15:54:33.181 |
| 10 | 1:00.017 | +0.216 | 15:55:33.198 |

| Lap | Lap Tm | Diff | Time of Day |
|-----------------------------|---------------|---------|--------------|
| (32) Jordan Papworth | | | |
| 1 | 1:08.057 | +8.316 | 15:46:32.190 |
| 2 | 1:00.522 | +0.781 | 15:47:32.712 |
| 3 | 1:00.798 | +1.057 | 15:48:33.510 |
| 4 | 1:00.398 | +0.657 | 15:49:33.908 |
| 5 | 1:00.305 | +0.564 | 15:50:34.213 |
| 6 | 59.753 | +0.012 | 15:51:33.966 |
| 7 | 59.741 | | 15:52:33.707 |
| 8 | 59.788 | +0.047 | 15:53:33.495 |
| 9 | 1:00.423 | +0.682 | 15:54:33.918 |
| 10 | 1:19.055 | +19.314 | 15:55:52.973 |

| Lap | Lap Tm | Diff | Time of Day |
|-----------------------------|-----------------|--------|--------------|
| (62) Martin Atkinson | | | |
| 1 | 1:08.645 | +5.313 | 15:46:35.030 |
| 2 | 1:04.077 | +0.745 | 15:47:39.107 |
| 3 | 1:04.131 | +0.799 | 15:48:43.238 |
| 4 | 1:04.284 | +0.952 | 15:49:47.522 |
| 5 | 1:04.414 | +1.082 | 15:50:51.936 |
| 6 | 1:03.661 | +0.329 | 15:51:55.597 |
| 7 | 1:03.332 | | 15:52:58.929 |
| 8 | 1:03.524 | +0.192 | 15:54:02.453 |
| 9 | 1:03.444 | +0.112 | 15:55:05.897 |
| 10 | 1:05.008 | +1.676 | 15:56:10.905 |

| Lap | Lap Tm | Diff | Time of Day |
|------------------------|---------------|--------|--------------|
| (79) James Want | | | |
| 1 | 1:05.379 | +5.536 | 15:46:31.672 |
| 2 | 1:00.164 | +0.321 | 15:47:31.836 |
| 3 | 1:00.285 | +0.442 | 15:48:32.121 |
| 4 | 59.938 | +0.095 | 15:49:32.059 |
| 5 | 59.843 | | 15:50:31.902 |
| 6 | 1:00.096 | +0.253 | 15:51:31.998 |
| 7 | 1:00.709 | +0.866 | 15:52:32.707 |
| 8 | 1:00.546 | +0.703 | 15:53:33.253 |
| 9 | 1:00.325 | +0.482 | 15:54:33.578 |

| Lap | Lap Tm | Diff | Time of Day |
|-----|--------|------|-------------|
|-----|--------|------|-------------|

Timekeeper:

Clerk Of Course:

Weather / Track : Cloudy / Dry

Results : www.sportstimingservices.com



Auto 66 Road Race Championships

Sorted on Laps

Northern Lites & Clubmans Libre

Mallory Park 1.390 Miles

Race 6

20/05/2012 12:49

Race started at 12:49:27

| Pos | No. | Name | Bike | cc | Laps | Total Tm | Diff | Best Tm | Avg. Speed | Best Speed |
|----------|-----|-----------------|----------|---------|------|----------|--------|----------|------------|------------|
| 4 | | | | | | | | | | |
| 1 | 166 | Michael Hand | Honda | CBR 600 | 8 | 8:17.774 | | 1:00.336 | 80.422 | 82.936 |
| 2 | 79 | James Want | Honda | CBR 600 | 8 | 8:22.034 | 4.260 | 1:00.782 | 79.740 | 82.327 |
| 3 | 101 | Eddie Venn | Honda | CBR 600 | 8 | 8:22.047 | 4.273 | 59.951 | 79.738 | 83.468 |
| 4 | 18 | Matthew Laws | Honda | CB 500 | 8 | 8:50.773 | 32.999 | 1:04.204 | 75.422 | 77.939 |
| 5 | 96 | Chris Smith | Honda | CB 500 | 8 | 8:52.143 | 34.369 | 1:04.937 | 75.228 | 77.059 |
| 6 | 86 | Rick Saville | Honda | CBR 600 | 8 | 8:54.168 | 36.394 | 1:05.116 | 74.943 | 76.847 |
| 7 | 46 | Gary Wilson | Honda | CB 500 | 8 | 8:57.868 | 40.094 | 1:05.612 | 74.427 | 76.267 |
| 7 | | | | | | | | | | |
| 1 | 9 | Gavin Lupton | Honda | CBR 400 | 8 | 8:06.425 | | 59.449 | 82.298 | 84.173 |
| 2 | 32 | Jordan Papworth | Suzuki | SV 650 | 8 | 8:22.472 | 16.047 | 1:00.632 | 79.670 | 82.531 |
| 3 | 97 | Daniel Booth | Suzuki | SV 650 | 8 | 8:22.807 | 16.382 | 1:00.564 | 79.617 | 82.623 |
| 4 | 47 | John Tibbetts | Kawasaki | ER6 650 | 8 | 8:26.895 | 20.470 | 1:02.088 | 78.975 | 80.595 |
| 5 | 89 | Rob Miles | Suzuki | SV 650 | 8 | 8:39.361 | 32.936 | 1:02.924 | 77.079 | 79.525 |
| 6 | 3 | Sarah Boyes | Honda | RS 125 | 8 | 8:45.098 | 38.673 | 1:03.615 | 76.237 | 78.661 |
| 7 | 38 | Ian King | Yamaha | TZR 250 | 8 | 8:45.493 | 39.068 | 1:04.795 | 76.180 | 77.228 |
| 8 | 67 | Ken Dobson | Suzuki | SV 650 | 8 | 8:47.120 | 40.695 | 1:04.592 | 75.945 | 77.471 |
| 9 | 76 | Ali Foster | Kawasaki | ER 650 | 8 | 8:49.769 | 43.344 | 1:04.371 | 75.565 | 77.737 |
| 10 | 102 | Andrew Carling | Honda | NC 400 | 7 | 8:27.101 | 1 Lap | 1:11.200 | 69.075 | 70.281 |
| 11 | 103 | Jordan Carling | Suzuki | SV 650 | 7 | 9:15.311 | 1 Lap | 1:17.610 | 63.078 | 64.476 |

| Margin of Victory | Avg. Speed | Best Lap Tm | Best Speed | Best Lap by |
|-------------------|------------|-------------|------------|------------------|
| 11.349 | 82.298 | 59.449 | 84.173 | 9 - Gavin Lupton |

Timekeeper:

Clerk Of Course:

Weather / Track : Cloudy / Dry

Results : www.sportstimingservices.com



Auto 66 Road Race Championships

Lapchart

Northern Lites & Clubmans Libre

Mallory Park 1.390 Miles

Race 6

20/05/2012 12:49

Race started at 12:49:27

Competitors

Laps

| | 0 | 1 | 2 | 3 | 4 | 5 | 6 | 7 | 8 |
|----------------------|----|-----|-----|-----|-----|-----|-----|-----|-----|
| Ian King (38) | 1 | 38 | 9 | 9 | 9 | 9 | 9 | 9 | 9 |
| Jordan Papworth (32) | 2 | 32 | 32 | 97 | 97 | 97 | 166 | 166 | 166 |
| Ken Dobson (67) | 3 | 67 | 97 | 32 | 32 | 32 | 97 | 79 | 101 |
| Rob Miles (89) | 4 | 89 | 38 | 79 | 79 | 166 | 79 | 101 | 79 |
| Gavin Lupton (9) | 5 | 9 | 76 | 166 | 166 | 79 | 32 | 32 | 32 |
| Jordan Carling (103) | 6 | 103 | 67 | 38 | 101 | 101 | 101 | 97 | 97 |
| Ali Foster (76) | 7 | 76 | 79 | 76 | 38 | 38 | 38 | 89 | 89 |
| Sarah Boyes (3) | 8 | 3 | 89 | 67 | 76 | 76 | 89 | 38 | 38 |
| Chris Smith (96) | 9 | 96 | 166 | 101 | 67 | 89 | 76 | 67 | 3 |
| Matthew Laws (18) | 10 | 18 | 3 | 89 | 89 | 67 | 67 | 76 | 67 |
| Andrew Carling (102) | 11 | 102 | 18 | 3 | 3 | 3 | 3 | 3 | 76 |
| Rick Saville (86) | 12 | 86 | 86 | 86 | 86 | 86 | 96 | 96 | 18 |
| James Want (79) | 13 | 79 | 101 | 18 | 18 | 18 | 86 | 18 | 96 |
| Eddie Venn (101) | 14 | 101 | 96 | 96 | 96 | 96 | 18 | 86 | 86 |
| Michael Hand (166) | 15 | 166 | 46 | 46 | 46 | 46 | 46 | 46 | 46 |
| Daniel Booth (97) | 16 | 97 | 102 | 102 | 102 | 102 | 102 | 102 | 47 |
| Gary Wilson (46) | 17 | 46 | 103 | 103 | 103 | 103 | 47 | 47 | 102 |
| John Tibbetts (47) | 18 | 47 | 47 | 47 | 47 | 47 | 103 | 103 | 103 |

Timekeeper:

Clerk Of Course:

Weather / Track : Cloudy / Dry

Results : www.sportstimingservices.com



Auto 66 Road Race Championships

Northern Lites & Clubmans Libre

Mallory Park 1.390 Miles

Race 6

20/05/2012 12:49

Race started at 12:49:27

| Lap | Lap Tm | Diff | Time of Day |
|-------------------------|---------------|--------|--------------|
| (9) Gavin Lupton | | | |
| 1 | 1:04.558 | +5.109 | 12:50:32.469 |
| 2 | 1:00.376 | +0.927 | 12:51:32.845 |
| 3 | 59.449 | | 12:52:32.294 |
| 4 | 59.845 | +0.396 | 12:53:32.139 |
| 5 | 1:00.574 | +1.125 | 12:54:32.713 |
| 6 | 59.829 | +0.380 | 12:55:32.542 |
| 7 | 1:00.468 | +1.019 | 12:56:33.010 |
| 8 | 1:00.597 | +1.148 | 12:57:33.607 |

| Lap | Lap Tm | Diff | Time of Day |
|---------------------------|-----------------|--------|--------------|
| (166) Michael Hand | | | |
| 1 | 1:08.940 | +8.604 | 12:50:38.312 |
| 2 | 1:02.345 | +2.009 | 12:51:40.657 |
| 3 | 1:00.705 | +0.369 | 12:52:41.362 |
| 4 | 1:00.948 | +0.612 | 12:53:42.310 |
| 5 | 1:00.336 | | 12:54:42.646 |
| 6 | 1:00.475 | +0.139 | 12:55:43.121 |
| 7 | 1:00.613 | +0.277 | 12:56:43.734 |
| 8 | 1:01.222 | +0.886 | 12:57:44.956 |

| Lap | Lap Tm | Diff | Time of Day |
|------------------------|-----------------|--------|--------------|
| (79) James Want | | | |
| 1 | 1:08.737 | +7.955 | 12:50:37.719 |
| 2 | 1:01.998 | +1.216 | 12:51:39.717 |
| 3 | 1:01.404 | +0.622 | 12:52:41.121 |
| 4 | 1:01.788 | +1.006 | 12:53:42.909 |
| 5 | 1:02.485 | +1.703 | 12:54:45.394 |
| 6 | 1:00.782 | | 12:55:46.176 |
| 7 | 1:00.972 | +0.190 | 12:56:47.148 |
| 8 | 1:02.068 | +1.286 | 12:57:49.216 |

| Lap | Lap Tm | Diff | Time of Day |
|-------------------------|---------------|---------|--------------|
| (101) Eddie Venn | | | |
| 1 | 1:11.009 | +11.058 | 12:50:40.181 |
| 2 | 1:03.568 | +3.617 | 12:51:43.749 |
| 3 | 1:01.669 | +1.718 | 12:52:45.418 |
| 4 | 1:00.118 | +0.167 | 12:53:45.536 |
| 5 | 1:00.722 | +0.771 | 12:54:46.258 |
| 6 | 1:00.884 | +0.933 | 12:55:47.142 |
| 7 | 59.951 | | 12:56:47.093 |
| 8 | 1:02.136 | +2.185 | 12:57:49.229 |

| Lap | Lap Tm | Diff | Time of Day |
|-----------------------------|-----------------|--------|--------------|
| (32) Jordan Papworth | | | |
| 1 | 1:06.776 | +6.144 | 12:50:33.959 |
| 2 | 1:03.965 | +3.333 | 12:51:37.924 |
| 3 | 1:01.812 | +1.180 | 12:52:39.736 |
| 4 | 1:02.396 | +1.764 | 12:53:42.132 |
| 5 | 1:03.518 | +2.886 | 12:54:45.650 |
| 6 | 1:01.982 | +1.350 | 12:55:47.632 |
| 7 | 1:00.632 | | 12:56:48.264 |
| 8 | 1:01.390 | +0.758 | 12:57:49.654 |

| Lap | Lap Tm | Diff | Time of Day |
|--------------------------|-----------------|--------|--------------|
| (97) Daniel Booth | | | |
| 1 | 1:04.599 | +4.035 | 12:50:34.008 |
| 2 | 1:02.009 | +1.445 | 12:51:36.017 |
| 3 | 1:03.104 | +2.540 | 12:52:39.121 |
| 4 | 1:02.127 | +1.563 | 12:53:41.248 |
| 5 | 1:03.713 | +3.149 | 12:54:44.961 |
| 6 | 1:03.336 | +2.772 | 12:55:48.297 |
| 7 | 1:01.128 | +0.564 | 12:56:49.425 |
| 8 | 1:00.564 | | 12:57:49.989 |

| Lap | Lap Tm | Diff | Time of Day |
|---------------------------|-----------------|--------|--------------|
| (47) John Tibbetts | | | |
| 1 | 1:02.909 | +0.821 | 12:51:37.591 |
| 2 | 1:03.266 | +1.178 | 12:52:40.857 |
| 3 | 1:03.098 | +1.010 | 12:53:43.955 |
| 4 | 1:03.127 | +1.039 | 12:54:47.082 |
| 5 | 1:02.351 | +0.263 | 12:55:49.433 |
| 6 | 1:02.088 | | 12:56:51.521 |
| 7 | 1:02.556 | +0.468 | 12:57:54.077 |

| Lap | Lap Tm | Diff | Time of Day |
|-----------------------|-----------------|--------|--------------|
| (89) Rob Miles | | | |
| 1 | 1:10.151 | +7.227 | 12:50:37.863 |
| 2 | 1:05.888 | +2.964 | 12:51:43.751 |
| 3 | 1:04.718 | +1.794 | 12:52:48.469 |
| 4 | 1:04.129 | +1.205 | 12:53:52.598 |
| 5 | 1:03.945 | +1.021 | 12:54:56.543 |
| 6 | 1:03.845 | +0.921 | 12:56:00.388 |
| 7 | 1:03.231 | +0.307 | 12:57:03.619 |
| 8 | 1:02.924 | | 12:58:06.543 |

| Lap | Lap Tm | Diff | Time of Day |
|------------------------|-----------------|--------|--------------|
| (3) Sarah Boyes | | | |
| 1 | 1:09.886 | +6.271 | 12:50:38.344 |
| 2 | 1:05.688 | +2.073 | 12:51:44.032 |
| 3 | 1:04.892 | +1.277 | 12:52:48.924 |
| 4 | 1:04.342 | +0.727 | 12:53:53.266 |
| 5 | 1:04.908 | +1.293 | 12:54:58.174 |
| 6 | 1:06.649 | +3.034 | 12:56:04.823 |
| 7 | 1:03.842 | +0.227 | 12:57:08.665 |
| 8 | 1:03.615 | | 12:58:12.280 |

| Lap | Lap Tm | Diff | Time of Day |
|----------------------|-----------------|--------|--------------|
| (38) Ian King | | | |
| 1 | 1:08.691 | +3.896 | 12:50:35.873 |
| 2 | 1:04.795 | | 12:51:40.668 |
| 3 | 1:05.019 | +0.224 | 12:52:45.687 |
| 4 | 1:05.324 | +0.529 | 12:53:51.011 |
| 5 | 1:05.095 | +0.300 | 12:54:56.106 |
| 6 | 1:05.966 | +1.171 | 12:56:02.072 |
| 7 | 1:04.899 | +0.104 | 12:57:06.971 |
| 8 | 1:05.704 | +0.909 | 12:58:12.675 |

| Lap | Lap Tm | Diff | Time of Day |
|------------------------|-----------------|--------|--------------|
| (67) Ken Dobson | | | |
| 1 | 1:10.486 | +5.894 | 12:50:37.671 |
| 2 | 1:05.996 | +1.404 | 12:51:43.667 |
| 3 | 1:04.649 | +0.057 | 12:52:48.316 |
| 4 | 1:04.821 | +0.229 | 12:53:53.137 |
| 5 | 1:04.915 | +0.323 | 12:54:58.052 |
| 6 | 1:06.381 | +1.789 | 12:56:04.433 |
| 7 | 1:05.277 | +0.685 | 12:57:09.710 |
| 8 | 1:04.592 | | 12:58:14.302 |

| Lap | Lap Tm | Diff | Time of Day |
|------------------------|-----------------|--------|--------------|
| (76) Ali Foster | | | |
| 1 | 1:08.097 | +3.726 | 12:50:36.553 |
| 2 | 1:05.917 | +1.546 | 12:51:42.470 |
| 3 | 1:04.371 | | 12:52:46.841 |
| 4 | 1:05.183 | +0.812 | 12:53:52.024 |
| 5 | 1:05.319 | +0.948 | 12:54:57.343 |
| 6 | 1:07.234 | +2.863 | 12:56:04.577 |
| 7 | 1:06.859 | +2.488 | 12:57:11.436 |
| 8 | 1:05.515 | +1.144 | 12:58:16.951 |

| Lap | Lap Tm | Diff | Time of Day |
|--------------------------|----------|--------|--------------|
| (18) Matthew Laws | | | |
| 1 | 1:10.344 | +6.140 | 12:50:39.236 |

| Lap | Lap Tm | Diff | Time of Day |
|-----|-----------------|--------|--------------|
| 2 | 1:06.582 | +2.378 | 12:51:45.818 |
| 3 | 1:05.804 | +1.600 | 12:52:51.622 |
| 4 | 1:05.280 | +1.076 | 12:53:56.902 |
| 5 | 1:06.180 | +1.976 | 12:55:03.082 |
| 6 | 1:05.391 | +1.187 | 12:56:08.473 |
| 7 | 1:05.278 | +1.074 | 12:57:13.751 |
| 8 | 1:04.204 | | 12:58:17.955 |

| Lap | Lap Tm | Diff | Time of Day |
|-------------------------|-----------------|--------|--------------|
| (96) Chris Smith | | | |
| 1 | 1:11.789 | +6.852 | 12:50:40.315 |
| 2 | 1:06.078 | +1.141 | 12:51:46.393 |
| 3 | 1:05.624 | +0.687 | 12:52:52.017 |
| 4 | 1:04.937 | | 12:53:56.954 |
| 5 | 1:05.145 | +0.208 | 12:55:02.099 |
| 6 | 1:05.987 | +1.050 | 12:56:08.086 |
| 7 | 1:06.103 | +1.166 | 12:57:14.189 |
| 8 | 1:05.136 | +0.199 | 12:58:19.325 |

| Lap | Lap Tm | Diff | Time of Day |
|--------------------------|-----------------|--------|--------------|
| (86) Rick Saville | | | |
| 1 | 1:10.639 | +5.523 | 12:50:39.575 |
| 2 | 1:05.676 | +0.560 | 12:51:45.251 |
| 3 | 1:05.740 | +0.624 | 12:52:50.991 |
| 4 | 1:05.116 | | 12:53:56.107 |
| 5 | 1:06.757 | +1.641 | 12:55:02.864 |
| 6 | 1:06.876 | +1.760 | 12:56:09.740 |
| 7 | 1:05.962 | +0.846 | 12:57:15.702 |
| 8 | 1:05.648 | +0.532 | 12:58:21.350 |

| Lap | Lap Tm | Diff | Time of Day |
|-------------------------|-----------------|--------|--------------|
| (46) Gary Wilson | | | |
| 1 | 1:10.818 | +5.206 | 12:50:40.444 |
| 2 | 1:06.417 | +0.805 | 12:51:46.861 |
| 3 | 1:06.045 | +0.433 | 12:52:52.906 |
| 4 | 1:05.612 | | 12:53:58.518 |
| 5 | 1:06.095 | +0.483 | 12:55:04.613 |
| 6 | 1:06.984 | +1.372 | 12:56:11.597 |
| 7 | 1:06.489 | +0.877 | 12:57:18.086 |
| 8 | 1:06.964 | +1.352 | 12:58:25.050 |

| Lap | Lap Tm | Diff | Time of Day |
|-----------------------------|-----------------|--------|--------------|
| (102) Andrew Carling | | | |
| 1 | 1:13.488 | +2.288 | 12:50:42.417 |
| 2 | 1:11.666 | +0.466 | 12:51:54.083 |
| 3 | 1:11.619 | +0.419 | 12:53:05.702 |
| 4 | 1:12.241 | +1.041 | 12:54:17.943 |
| 5 | 1:12.914 | +1.714 | 12:55:30.857 |
| 6 | 1:11.200 | | 12:56:42.057 |
| 7 | 1:12.226 | +1.026 | 12:57:54.283 |

| Lap | Lap Tm | Diff | Time of Day |
|-----------------------------|-----------------|--------|--------------|
| (103) Jordan Carling | | | |
| 1 | 1:24.139 | +6.529 | 12:50:52.066 |
| 2 | 1:18.729 | +1.119 | 12:52:10.795 |
| 3 | 1:18.231 | +0.621 | 12:53:29.026 |
| 4 | 1:17.610 | | 12:54:46.636 |
| 5 | 1:18.104 | +0.494 | 12:56:04.740 |
| 6 | 1:18.733 | +1.123 | 12:57:23.473 |
| 7 | 1:19.020 | +1.410 | 12:58:42.493 |

Timekeeper:

Clerk Of Course:

Weather / Track : Cloudy / Dry

Results : www.sportstimingservices.com



Auto 66 Road Race Championships

Sorted on Laps

Northern Lites & Clubmans Libre

Mallory Park 1.390 Miles

Race 14

20/05/2012 15:16

Race started at 15:16:31

| Pos | No. | Name | Bike | cc | Laps | Total Tm | Diff | Best Tm | Avg. Speed | Best Speed |
|----------|-----|-----------------|----------|---------|------|----------|--------|----------|------------|------------|
| 4 | | | | | | | | | | |
| 1 | 166 | Michael Hand | Honda | CBR 600 | 8 | 8:12.007 | | 59.513 | 81.365 | 84.082 |
| 2 | 101 | Eddie Venn | Honda | CBR 600 | 8 | 8:13.343 | 1.336 | 1:00.173 | 81.144 | 83.160 |
| 3 | 79 | James Want | Honda | CBR 600 | 8 | 8:13.666 | 1.659 | 59.725 | 81.091 | 83.784 |
| 4 | 18 | Matthew Laws | Honda | CB 500 | 8 | 8:53.205 | 41.198 | 1:04.837 | 75.078 | 77.178 |
| 5 | 46 | Gary Wilson | Honda | CB 500 | 8 | 8:54.003 | 41.996 | 1:04.785 | 74.966 | 77.240 |
| 6 | 86 | Rick Saville | Honda | CBR 600 | 8 | 8:54.569 | 42.562 | 1:04.876 | 74.886 | 77.132 |
| 7 | 96 | Chris Smith | Honda | CB 500 | 8 | 9:05.663 | 53.656 | 1:05.278 | 73.364 | 76.657 |
| 7 | | | | | | | | | | |
| 1 | 97 | Daniel Booth | Suzuki | SV 650 | 8 | 8:04.090 | | 59.121 | 82.695 | 84.640 |
| 2 | 9 | Gavin Lupton | Honda | CBR 400 | 8 | 8:05.284 | 1.194 | 59.410 | 82.492 | 84.228 |
| 3 | 32 | Jordan Papworth | Suzuki | SV 650 | 8 | 8:11.532 | 7.442 | 1:00.262 | 81.443 | 83.037 |
| 4 | 47 | John Tibbetts | Kawasaki | ER6 650 | 8 | 8:25.987 | 21.897 | 1:01.889 | 79.117 | 80.854 |
| 5 | 89 | Rob Miles | Suzuki | SV 650 | 8 | 8:37.612 | 33.522 | 1:03.211 | 77.340 | 79.163 |
| 6 | 67 | Ken Dobson | Suzuki | SV 650 | 8 | 8:50.540 | 46.450 | 1:05.116 | 75.455 | 76.847 |
| 7 | 38 | Ian King | Yamaha | TZR 250 | 8 | 8:52.787 | 48.697 | 1:04.834 | 75.137 | 77.182 |
| 8 | 76 | Ali Foster | Kawasaki | ER 650 | 8 | 9:00.195 | 56.105 | 1:05.531 | 74.107 | 76.361 |
| 9 | 103 | Jordan Carling | Suzuki | SV 650 | 7 | 9:05.647 | 1 Lap | 1:14.884 | 64.195 | 66.823 |
| 10 | 102 | Andrew Carling | Honda | NC 400 | 7 | 9:06.772 | 1 Lap | 1:15.336 | 64.063 | 66.422 |

| Margin of Victory | Avg. Speed | Best Lap Tm | Best Speed | Best Lap by |
|-------------------|------------|-------------|------------|-------------------|
| 1.194 | 82.695 | 59.121 | 84.640 | 97 - Daniel Booth |

Timekeeper:

Clerk Of Course:

Weather / Track : Cloudy / Dry

Results : www.sportstimingservices.com



Auto 66 Road Race Championships

Lapchart

Northern Lites & Clubmans Libre

Mallory Park 1.390 Miles

Race 14

20/05/2012 15:16

Race started at 15:16:31

Competitors

Laps

| | 0 | 1 | 2 | 3 | 4 | 5 | 6 | 7 | 8 | |
|----------------------|----|-----|-----|-----|-----|-----|-----|-----|-----|-----|
| Daniel Booth (97) | 1 | 97 | 97 | 97 | 97 | 9 | 9 | 9 | 97 | 97 |
| Jordan Papworth (32) | 2 | 32 | 9 | 9 | 9 | 97 | 97 | 97 | 9 | 9 |
| Gavin Lupton (9) | 3 | 9 | 32 | 32 | 32 | 32 | 32 | 32 | 32 | 32 |
| John Tibbetts (47) | 4 | 47 | 166 | 166 | 166 | 166 | 101 | 101 | 101 | 166 |
| Rob Miles (89) | 5 | 89 | 47 | 101 | 101 | 101 | 166 | 166 | 166 | 101 |
| Ian King (38) | 6 | 38 | 101 | 47 | 79 | 79 | 79 | 79 | 79 | 79 |
| Ken Dobson (67) | 7 | 67 | 79 | 79 | 47 | 47 | 47 | 47 | 47 | 47 |
| Ali Foster (76) | 8 | 76 | 89 | 89 | 89 | 89 | 89 | 89 | 89 | 89 |
| Michael Hand (166) | 9 | 166 | 67 | 67 | 67 | 67 | 67 | 67 | 67 | 67 |
| Eddie Venn (101) | 10 | 101 | 86 | 86 | 86 | 86 | 86 | 86 | 86 | 38 |
| Jordan Carling (103) | 11 | 103 | 38 | 38 | 38 | 38 | 38 | 38 | 38 | 18 |
| Andrew Carling (102) | 12 | 102 | 18 | 76 | 76 | 18 | 18 | 18 | 46 | 46 |
| James Want (79) | 13 | 79 | 76 | 18 | 18 | 46 | 46 | 46 | 18 | 86 |
| Rick Saville (86) | 14 | 86 | 46 | 46 | 46 | 76 | 76 | 76 | 76 | 76 |
| Matthew Laws (18) | 15 | 18 | 96 | 96 | 96 | 96 | 96 | 96 | 96 | 96 |
| Chris Smith (96) | 16 | 96 | 102 | 102 | 103 | 103 | 103 | 103 | 103 | 103 |
| Gary Wilson (46) | 17 | 46 | 103 | 103 | 102 | 102 | 102 | 102 | 102 | 102 |

Timekeeper:

Clerk Of Course:

Weather / Track : Cloudy / Dry

Results : www.sportstimingservices.com



Auto 66 Road Race Championships

Northern Lites & Clubmans Libre

Mallory Park 1.390 Miles

Race 14

20/05/2012 15:16

Race started at 15:16:31

| Lap | Lap Tm | Diff | Time of Day |
|--------------------------|---------------|--------|--------------|
| (97) Daniel Booth | | | |
| 1 | 1:06.074 | +6.953 | 15:17:37.404 |
| 2 | 1:00.329 | +1.208 | 15:18:37.733 |
| 3 | 1:00.322 | +1.201 | 15:19:38.055 |
| 4 | 59.787 | +0.666 | 15:20:37.842 |
| 5 | 59.843 | +0.722 | 15:21:37.685 |
| 6 | 59.431 | +0.310 | 15:22:37.116 |
| 7 | 59.121 | | 15:23:36.237 |
| 8 | 59.183 | +0.062 | 15:24:35.420 |

| Lap | Lap Tm | Diff | Time of Day |
|-------------------------|---------------|--------|--------------|
| (9) Gavin Lupton | | | |
| 1 | 1:07.138 | +7.728 | 15:17:38.519 |
| 2 | 59.779 | +0.369 | 15:18:38.298 |
| 3 | 59.956 | +0.546 | 15:19:38.254 |
| 4 | 59.410 | | 15:20:37.664 |
| 5 | 59.743 | +0.333 | 15:21:37.407 |
| 6 | 59.545 | +0.135 | 15:22:36.952 |
| 7 | 59.706 | +0.296 | 15:23:36.658 |
| 8 | 59.956 | +0.546 | 15:24:36.614 |

| Lap | Lap Tm | Diff | Time of Day |
|-----------------------------|-----------------|--------|--------------|
| (32) Jordan Papworth | | | |
| 1 | 1:07.567 | +7.305 | 15:17:38.943 |
| 2 | 1:00.406 | +0.144 | 15:18:39.349 |
| 3 | 1:00.368 | +0.106 | 15:19:39.717 |
| 4 | 1:00.262 | | 15:20:39.979 |
| 5 | 1:01.937 | +1.675 | 15:21:41.916 |
| 6 | 1:00.290 | +0.028 | 15:22:42.206 |
| 7 | 1:00.341 | +0.079 | 15:23:42.547 |
| 8 | 1:00.315 | +0.053 | 15:24:42.862 |

| Lap | Lap Tm | Diff | Time of Day |
|---------------------------|---------------|--------|--------------|
| (166) Michael Hand | | | |
| 1 | 1:04.709 | +5.196 | 15:17:39.517 |
| 2 | 1:00.841 | +1.328 | 15:18:40.358 |
| 3 | 1:00.099 | +0.586 | 15:19:40.457 |
| 4 | 1:00.480 | +0.967 | 15:20:40.937 |
| 5 | 1:02.413 | +2.900 | 15:21:43.350 |
| 6 | 59.973 | +0.460 | 15:22:43.323 |
| 7 | 1:00.501 | +0.988 | 15:23:43.824 |
| 8 | 59.513 | | 15:24:43.337 |

| Lap | Lap Tm | Diff | Time of Day |
|-------------------------|-----------------|--------|--------------|
| (101) Eddie Venn | | | |
| 1 | 1:05.313 | +5.140 | 15:17:40.192 |
| 2 | 1:00.304 | +0.131 | 15:18:40.496 |
| 3 | 1:00.556 | +0.383 | 15:19:41.052 |
| 4 | 1:00.185 | +0.012 | 15:20:41.237 |
| 5 | 1:01.174 | +1.001 | 15:21:42.411 |
| 6 | 1:00.173 | | 15:22:42.584 |
| 7 | 1:00.775 | +0.602 | 15:23:43.359 |
| 8 | 1:01.314 | +1.141 | 15:24:44.673 |

| Lap | Lap Tm | Diff | Time of Day |
|------------------------|---------------|--------|--------------|
| (79) James Want | | | |
| 1 | 1:05.714 | +5.989 | 15:17:40.945 |
| 2 | 1:01.553 | +1.828 | 15:18:42.498 |
| 3 | 1:01.056 | +1.331 | 15:19:43.554 |
| 4 | 59.725 | | 15:20:43.279 |
| 5 | 1:00.623 | +0.898 | 15:21:43.902 |
| 6 | 59.850 | +0.125 | 15:22:43.752 |
| 7 | 1:00.451 | +0.726 | 15:23:44.203 |
| 8 | 1:00.793 | +1.068 | 15:24:44.996 |

| Lap | Lap Tm | Diff | Time of Day |
|---------------------------|-----------------|--------|--------------|
| (47) John Tibbetts | | | |
| 1 | 1:08.636 | +6.747 | 15:17:40.145 |
| 2 | 1:01.889 | | 15:18:42.034 |
| 3 | 1:02.218 | +0.329 | 15:19:44.252 |
| 4 | 1:02.348 | +0.459 | 15:20:46.600 |
| 5 | 1:03.447 | +1.558 | 15:21:50.047 |
| 6 | 1:02.553 | +0.664 | 15:22:52.600 |
| 7 | 1:02.136 | +0.247 | 15:23:54.736 |
| 8 | 1:02.581 | +0.692 | 15:24:57.317 |

| Lap | Lap Tm | Diff | Time of Day |
|-----------------------|-----------------|--------|--------------|
| (89) Rob Miles | | | |
| 1 | 1:08.820 | +5.609 | 15:17:42.686 |
| 2 | 1:03.656 | +0.445 | 15:18:46.342 |
| 3 | 1:03.494 | +0.283 | 15:19:49.836 |
| 4 | 1:03.613 | +0.402 | 15:20:53.449 |
| 5 | 1:03.211 | | 15:21:56.660 |
| 6 | 1:05.436 | +2.225 | 15:23:02.096 |
| 7 | 1:03.374 | +0.163 | 15:24:05.470 |
| 8 | 1:03.472 | +0.261 | 15:25:08.942 |

| Lap | Lap Tm | Diff | Time of Day |
|------------------------|-----------------|--------|--------------|
| (67) Ken Dobson | | | |
| 1 | 1:09.206 | +4.090 | 15:17:43.413 |
| 2 | 1:05.234 | +0.118 | 15:18:48.647 |
| 3 | 1:05.255 | +0.139 | 15:19:53.902 |
| 4 | 1:05.969 | +0.853 | 15:20:59.871 |
| 5 | 1:05.675 | +0.559 | 15:22:05.546 |
| 6 | 1:05.116 | | 15:23:10.662 |
| 7 | 1:05.560 | +0.444 | 15:24:16.222 |
| 8 | 1:05.648 | +0.532 | 15:25:21.870 |

| Lap | Lap Tm | Diff | Time of Day |
|----------------------|-----------------|--------|--------------|
| (38) Ian King | | | |
| 1 | 1:10.730 | +5.896 | 15:17:44.739 |
| 2 | 1:06.398 | +1.564 | 15:18:51.137 |
| 3 | 1:05.574 | +0.740 | 15:19:56.711 |
| 4 | 1:05.558 | +0.724 | 15:21:02.269 |
| 5 | 1:05.355 | +0.521 | 15:22:07.624 |
| 6 | 1:04.835 | +0.001 | 15:23:12.459 |
| 7 | 1:06.824 | +1.990 | 15:24:19.283 |
| 8 | 1:04.834 | | 15:25:24.117 |

| Lap | Lap Tm | Diff | Time of Day |
|--------------------------|-----------------|--------|--------------|
| (18) Matthew Laws | | | |
| 1 | 1:10.334 | +5.497 | 15:17:45.747 |
| 2 | 1:06.460 | +1.623 | 15:18:52.207 |
| 3 | 1:05.502 | +0.665 | 15:19:57.709 |
| 4 | 1:05.044 | +0.207 | 15:21:02.753 |
| 5 | 1:05.080 | +0.243 | 15:22:07.833 |
| 6 | 1:04.837 | | 15:23:12.670 |
| 7 | 1:07.006 | +2.169 | 15:24:19.676 |
| 8 | 1:04.859 | +0.022 | 15:25:24.535 |

| Lap | Lap Tm | Diff | Time of Day |
|-------------------------|-----------------|--------|--------------|
| (46) Gary Wilson | | | |
| 1 | 1:11.100 | +6.315 | 15:17:46.797 |
| 2 | 1:05.577 | +0.792 | 15:18:52.374 |
| 3 | 1:05.501 | +0.716 | 15:19:57.875 |
| 4 | 1:05.634 | +0.849 | 15:21:03.509 |
| 5 | 1:04.840 | +0.055 | 15:22:08.349 |
| 6 | 1:04.785 | | 15:23:13.134 |
| 7 | 1:06.339 | +1.554 | 15:24:19.473 |
| 8 | 1:05.860 | +1.075 | 15:25:25.333 |

| Lap | Lap Tm | Diff | Time of Day |
|--------------------------|--------|------|-------------|
| (86) Rick Saville | | | |

| Lap | Lap Tm | Diff | Time of Day |
|-----|-----------------|--------|--------------|
| 1 | 1:08.964 | +4.088 | 15:17:44.230 |
| 2 | 1:06.159 | +1.283 | 15:18:50.389 |
| 3 | 1:05.587 | +0.711 | 15:19:55.976 |
| 4 | 1:05.747 | +0.871 | 15:21:01.723 |
| 5 | 1:05.295 | +0.419 | 15:22:07.018 |
| 6 | 1:04.876 | | 15:23:11.894 |
| 7 | 1:06.824 | +1.948 | 15:24:18.718 |
| 8 | 1:07.181 | +2.305 | 15:25:25.899 |

| Lap | Lap Tm | Diff | Time of Day |
|------------------------|-----------------|--------|--------------|
| (76) Ali Foster | | | |
| 1 | 1:11.074 | +5.543 | 15:17:45.762 |
| 2 | 1:05.595 | +0.064 | 15:18:51.357 |
| 3 | 1:05.531 | | 15:19:56.888 |
| 4 | 1:09.046 | +3.515 | 15:21:05.934 |
| 5 | 1:05.858 | +0.327 | 15:22:11.792 |
| 6 | 1:06.961 | +1.430 | 15:23:18.753 |
| 7 | 1:06.409 | +0.878 | 15:24:25.162 |
| 8 | 1:06.363 | +0.832 | 15:25:31.525 |

| Lap | Lap Tm | Diff | Time of Day |
|-------------------------|-----------------|--------|--------------|
| (96) Chris Smith | | | |
| 1 | 1:11.415 | +6.137 | 15:17:46.977 |
| 2 | 1:06.036 | +0.758 | 15:18:53.013 |
| 3 | 1:05.278 | | 15:19:58.291 |
| 4 | 1:09.839 | +4.561 | 15:21:08.130 |
| 5 | 1:07.050 | +1.772 | 15:22:15.180 |
| 6 | 1:07.171 | +1.893 | 15:23:22.351 |
| 7 | 1:06.392 | +1.114 | 15:24:28.743 |
| 8 | 1:08.250 | +2.972 | 15:25:36.993 |

| Lap | Lap Tm | Diff | Time of Day |
|-----------------------------|-----------------|--------|--------------|
| (103) Jordan Carling | | | |
| 1 | 1:21.175 | +6.291 | 15:17:56.320 |
| 2 | 1:16.621 | +1.737 | 15:19:12.941 |
| 3 | 1:17.974 | +3.090 | 15:20:30.915 |
| 4 | 1:17.217 | +2.333 | 15:21:48.132 |
| 5 | 1:17.158 | +2.274 | 15:23:05.290 |
| 6 | 1:16.803 | +1.919 | 15:24:22.093 |
| 7 | 1:14.884 | | 15:25:36.977 |

| Lap | Lap Tm | Diff | Time of Day |
|-----------------------------|-----------------|--------|--------------|
| (102) Andrew Carling | | | |
| 1 | 1:17.911 | +2.575 | 15:17:53.115 |
| 2 | 1:15.400 | +0.064 | 15:19:08.515 |
| 3 | 1:23.072 | +7.736 | 15:20:31.587 |
| 4 | 1:17.395 | +2.059 | 15:21:48.982 |
| 5 | 1:16.775 | +1.439 | 15:23:05.757 |
| 6 | 1:17.009 | +1.673 | 15:24:22.766 |
| 7 | 1:15.336 | | 15:25:38.102 |

Timekeeper:

Clerk Of Course:

Weather / Track : Cloudy / Dry

Results : www.sportstimingservices.com



Auto 66 Road Race Championships

Sorted on Laps

Northern Lites & Clubmans Libre

Mallory Park 1.390 Miles

Race 21

20/05/2012 17:08

Race started at 17:08:36

| Pos | No. | Name | Bike | cc | Laps | Total Tm | Diff | Best Tm | Avg. Speed | Best Speed |
|----------|-----|-----------------|----------|---------|------|-----------|--------|----------|------------|------------|
| 4 | | | | | | | | | | |
| 1 | 101 | Eddie Venn | Honda | CBR 600 | 10 | 10:21.142 | | 59.838 | 80.561 | 83.626 |
| 2 | 166 | Michael Hand | Honda | CBR 600 | 10 | 10:27.264 | 6.122 | 1:00.963 | 79.775 | 82.083 |
| 3 | 18 | Matthew Laws | Honda | CB 500 | 10 | 10:53.769 | 32.627 | 1:03.422 | 76.541 | 78.900 |
| 4 | 86 | Rick Saville | Honda | CBR 600 | 10 | 10:59.343 | 38.201 | 1:04.791 | 75.894 | 77.233 |
| 5 | 46 | Gary Wilson | Honda | CB 500 | 9 | 10:08.087 | 1 Lap | 1:06.356 | 74.062 | 75.411 |
| 6 | 96 | Chris Smith | Honda | CB 500 | 9 | 10:17.114 | 1 Lap | 1:06.900 | 72.978 | 74.798 |
| 7 | | | | | | | | | | |
| 1 | 97 | Daniel Booth | Suzuki | SV 650 | 10 | 10:04.766 | | 59.816 | 82.743 | 83.657 |
| 2 | 32 | Jordan Papworth | Suzuki | SV 650 | 10 | 10:18.110 | 13.344 | 1:00.328 | 80.956 | 82.947 |
| 3 | 47 | John Tibbetts | Kawasaki | ER6 650 | 10 | 10:31.629 | 26.863 | 1:02.025 | 79.224 | 80.677 |
| 4 | 38 | Ian King | Yamaha | TZR 250 | 10 | 10:49.288 | 44.522 | 1:02.828 | 77.069 | 79.646 |
| 5 | 89 | Rob Miles | Suzuki | SV 650 | 10 | 10:53.093 | 48.327 | 1:02.294 | 76.620 | 80.329 |
| 6 | 76 | Ali Foster | Kawasaki | ER 650 | 10 | 10:59.797 | 55.031 | 1:04.574 | 75.842 | 77.492 |
| 7 | 103 | Jordan Carling | Suzuki | SV 650 | 9 | 11:15.597 | 1 Lap | 1:13.378 | 66.661 | 68.195 |
| 8 | 102 | Andrew Carling | Honda | NC 400 | 9 | 11:16.116 | 1 Lap | 1:12.456 | 66.610 | 69.063 |

| Margin of Victory | Avg. Speed | Best Lap Tm | Best Speed | Best Lap by |
|-------------------|------------|-------------|------------|-------------------|
| 13.344 | 82.743 | 59.816 | 83.657 | 97 - Daniel Booth |

Timekeeper:

Clerk Of Course:

Weather / Track : Cloudy / Dry

Results : www.sportstimingservices.com

Printed: 20/05/2012 17:20:07



Auto 66 Road Race Championships

Lapchart

Northern Lites & Clubmans Libre

Mallory Park 1.390 Miles

Race 21

20/05/2012 17:08

Race started at 17:08:36

| Competitors | Laps | | | | | | | | | | | |
|----------------------|------|-----|-----|-----|-----|-----|-----|-----|-----|-----|-----|-----|
| | 0 | 1 | 2 | 3 | 4 | 5 | 6 | 7 | 8 | 9 | 10 | |
| Daniel Booth (97) | 1 | 97 | 97 | 97 | 97 | 97 | 97 | 97 | 97 | 97 | 97 | 97 |
| Jordan Papworth (32) | 2 | 32 | 101 | 101 | 101 | 101 | 101 | 101 | 101 | 32 | 32 | 32 |
| John Tibbetts (47) | 3 | 47 | 32 | 32 | 32 | 32 | 32 | 32 | 32 | 101 | 101 | 101 |
| Ian King (38) | 4 | 38 | 47 | 47 | 47 | 47 | 166 | 166 | 166 | 166 | 166 | 166 |
| Rob Miles (89) | 5 | 89 | 76 | 166 | 166 | 166 | 47 | 47 | 47 | 47 | 47 | 47 |
| Ali Foster (76) | 6 | 76 | 38 | 38 | 38 | 38 | 38 | 38 | 38 | 38 | 38 | 38 |
| Jordan Carling (103) | 7 | 103 | 166 | 76 | 76 | 76 | 86 | 86 | 18 | 18 | 18 | 89 |
| Eddie Venn (101) | 8 | 101 | 86 | 86 | 86 | 86 | 18 | 18 | 89 | 89 | 89 | 18 |
| Michael Hand (166) | 9 | 166 | 89 | 89 | 89 | 18 | 76 | 76 | 86 | 86 | 86 | 86 |
| Matthew Laws (18) | 10 | 18 | 18 | 18 | 18 | 89 | 89 | 89 | 76 | 76 | 76 | 76 |
| Andrew Carling (102) | 11 | 102 | 46 | 46 | 46 | 46 | 46 | 46 | 46 | 46 | 46 | 46 |
| Rick Saville (86) | 12 | 86 | 96 | 96 | 96 | 96 | 96 | 96 | 96 | 96 | 96 | 96 |
| Gary Wilson (46) | 13 | 46 | 103 | 103 | 103 | 103 | 102 | 102 | 103 | 103 | 103 | 103 |
| Chris Smith (96) | 14 | 96 | 102 | 102 | 102 | 102 | 103 | 103 | 102 | 102 | 102 | 102 |

Timekeeper:

Clerk Of Course:

Weather / Track : Cloudy / Dry

Results : www.sportstimingservices.com



Auto 66 Road Race Championships

Northern Lites & Clubmans Libre

Mallory Park 1.390 Miles

Race 21

20/05/2012 17:08

Race started at 17:08:36

| Lap | Lap Tm | Diff | Time of Day |
|--------------------------|---------------|--------|--------------|
| (97) Daniel Booth | | | |
| 1 | 1:04.627 | +4.811 | 17:09:41.469 |
| 2 | 59.935 | +0.119 | 17:10:41.404 |
| 3 | 1:00.119 | +0.303 | 17:11:41.523 |
| 4 | 1:00.228 | +0.412 | 17:12:41.751 |
| 5 | 59.949 | +0.133 | 17:13:41.700 |
| 6 | 59.952 | +0.136 | 17:14:41.652 |
| 7 | 59.966 | +0.150 | 17:15:41.618 |
| 8 | 1:00.210 | +0.394 | 17:16:41.828 |
| 9 | 59.816 | | 17:17:41.644 |
| 10 | 59.964 | +0.148 | 17:18:41.608 |

| Lap | Lap Tm | Diff | Time of Day |
|-----------------------------|-----------------|--------|--------------|
| (32) Jordan Papworth | | | |
| 1 | 1:06.556 | +6.228 | 17:09:44.071 |
| 2 | 1:00.777 | +0.449 | 17:10:44.848 |
| 3 | 1:01.132 | +0.804 | 17:11:45.980 |
| 4 | 1:00.888 | +0.560 | 17:12:46.868 |
| 5 | 1:01.161 | +0.833 | 17:13:48.029 |
| 6 | 1:02.594 | +2.266 | 17:14:50.623 |
| 7 | 1:01.937 | +1.609 | 17:15:52.560 |
| 8 | 1:01.230 | +0.902 | 17:16:53.790 |
| 9 | 1:00.328 | | 17:17:54.118 |
| 10 | 1:00.834 | +0.506 | 17:18:54.952 |

| Lap | Lap Tm | Diff | Time of Day |
|-------------------------|---------------|---------|--------------|
| (101) Eddie Venn | | | |
| 1 | 1:03.734 | +3.896 | 17:09:43.018 |
| 2 | 1:00.116 | +0.278 | 17:10:43.134 |
| 3 | 1:00.108 | +0.270 | 17:11:43.242 |
| 4 | 59.838 | | 17:12:43.080 |
| 5 | 59.870 | +0.032 | 17:13:42.950 |
| 6 | 1:00.411 | +0.573 | 17:14:43.361 |
| 7 | 1:00.214 | +0.376 | 17:15:43.575 |
| 8 | 1:14.434 | +14.596 | 17:16:58.009 |
| 9 | 59.935 | +0.097 | 17:17:57.944 |
| 10 | 1:00.040 | +0.202 | 17:18:57.984 |

| Lap | Lap Tm | Diff | Time of Day |
|---------------------------|-----------------|--------|--------------|
| (166) Michael Hand | | | |
| 1 | 1:09.138 | +8.175 | 17:09:48.435 |
| 2 | 1:01.386 | +0.423 | 17:10:49.821 |
| 3 | 1:01.356 | +0.393 | 17:11:51.177 |
| 4 | 1:01.250 | +0.287 | 17:12:52.427 |
| 5 | 1:00.963 | | 17:13:53.390 |
| 6 | 1:02.052 | +1.089 | 17:14:55.442 |
| 7 | 1:02.429 | +1.466 | 17:15:57.871 |
| 8 | 1:01.476 | +0.513 | 17:16:59.347 |
| 9 | 1:00.986 | +0.023 | 17:18:00.333 |
| 10 | 1:03.773 | +2.810 | 17:19:04.106 |

| Lap | Lap Tm | Diff | Time of Day |
|---------------------------|-----------------|--------|--------------|
| (47) John Tibbetts | | | |
| 1 | 1:07.379 | +5.354 | 17:09:44.922 |
| 2 | 1:02.025 | | 17:10:46.947 |
| 3 | 1:02.565 | +0.540 | 17:11:49.512 |
| 4 | 1:02.794 | +0.769 | 17:12:52.306 |
| 5 | 1:02.598 | +0.573 | 17:13:54.904 |
| 6 | 1:02.794 | +0.769 | 17:14:57.698 |
| 7 | 1:02.772 | +0.747 | 17:16:00.470 |
| 8 | 1:02.248 | +0.223 | 17:17:02.718 |
| 9 | 1:02.809 | +0.784 | 17:18:05.527 |
| 10 | 1:02.944 | +0.919 | 17:19:08.471 |

| Lap | Lap Tm | Diff | Time of Day |
|----------------------|-----------------|--------|--------------|
| (38) Ian King | | | |
| 1 | 1:09.898 | +7.070 | 17:09:48.157 |
| 2 | 1:02.943 | +0.115 | 17:10:51.100 |
| 3 | 1:02.828 | | 17:11:53.928 |
| 4 | 1:03.013 | +0.185 | 17:12:56.941 |
| 5 | 1:04.588 | +1.760 | 17:14:01.529 |
| 6 | 1:04.398 | +1.570 | 17:15:05.927 |
| 7 | 1:04.608 | +1.780 | 17:16:10.535 |
| 8 | 1:05.130 | +2.302 | 17:17:15.665 |
| 9 | 1:05.783 | +2.955 | 17:18:21.448 |
| 10 | 1:04.682 | +1.854 | 17:19:26.130 |

| Lap | Lap Tm | Diff | Time of Day |
|-----------------------|-----------------|--------|--------------|
| (89) Rob Miles | | | |
| 1 | 1:11.304 | +9.010 | 17:09:49.637 |
| 2 | 1:04.855 | +2.561 | 17:10:54.492 |
| 3 | 1:05.644 | +3.350 | 17:12:00.136 |
| 4 | 1:06.028 | +3.734 | 17:13:06.164 |
| 5 | 1:05.857 | +3.563 | 17:14:12.021 |
| 6 | 1:04.896 | +2.602 | 17:15:16.917 |
| 7 | 1:03.427 | +1.133 | 17:16:20.344 |
| 8 | 1:04.770 | +2.476 | 17:17:25.114 |
| 9 | 1:02.294 | | 17:18:27.408 |
| 10 | 1:02.527 | +0.233 | 17:19:29.935 |

| Lap | Lap Tm | Diff | Time of Day |
|--------------------------|-----------------|--------|--------------|
| (18) Matthew Laws | | | |
| 1 | 1:10.323 | +6.901 | 17:09:50.050 |
| 2 | 1:04.934 | +1.512 | 17:10:54.984 |
| 3 | 1:05.544 | +2.122 | 17:12:00.528 |
| 4 | 1:05.353 | +1.931 | 17:13:05.881 |
| 5 | 1:05.229 | +1.807 | 17:14:11.110 |
| 6 | 1:04.867 | +1.445 | 17:15:15.977 |
| 7 | 1:03.502 | +0.080 | 17:16:19.479 |
| 8 | 1:04.164 | +0.742 | 17:17:23.643 |
| 9 | 1:03.546 | +0.124 | 17:18:27.189 |
| 10 | 1:03.422 | | 17:19:30.611 |

| Lap | Lap Tm | Diff | Time of Day |
|--------------------------|-----------------|--------|--------------|
| (86) Rick Saville | | | |
| 1 | 1:08.717 | +3.926 | 17:09:48.517 |
| 2 | 1:05.585 | +0.794 | 17:10:54.102 |
| 3 | 1:05.736 | +0.945 | 17:11:59.838 |
| 4 | 1:05.571 | +0.780 | 17:13:05.409 |
| 5 | 1:05.027 | +0.236 | 17:14:10.436 |
| 6 | 1:04.791 | | 17:15:15.227 |
| 7 | 1:05.860 | +1.069 | 17:16:21.087 |
| 8 | 1:04.983 | +0.192 | 17:17:26.070 |
| 9 | 1:05.282 | +0.491 | 17:18:31.352 |
| 10 | 1:04.833 | +0.042 | 17:19:36.185 |

| Lap | Lap Tm | Diff | Time of Day |
|------------------------|-----------------|--------|--------------|
| (76) Ali Foster | | | |
| 1 | 1:08.802 | +4.228 | 17:09:47.323 |
| 2 | 1:06.041 | +1.467 | 17:10:53.364 |
| 3 | 1:05.740 | +1.166 | 17:11:59.104 |
| 4 | 1:05.376 | +0.802 | 17:13:04.480 |
| 5 | 1:06.808 | +2.234 | 17:14:11.288 |
| 6 | 1:05.449 | +0.875 | 17:15:16.737 |
| 7 | 1:05.039 | +0.465 | 17:16:21.776 |
| 8 | 1:04.664 | +0.090 | 17:17:26.440 |
| 9 | 1:05.625 | +1.051 | 17:18:32.065 |
| 10 | 1:04.574 | | 17:19:36.639 |

(46) Gary Wilson

| Lap | Lap Tm | Diff | Time of Day |
|-------------------------|-----------------|--------|--------------|
| (96) Chris Smith | | | |
| 1 | 1:10.642 | +4.286 | 17:09:50.530 |
| 2 | 1:06.356 | | 17:10:56.886 |
| 3 | 1:06.619 | +0.263 | 17:12:03.505 |
| 4 | 1:06.968 | +0.612 | 17:13:10.473 |
| 5 | 1:06.517 | +0.161 | 17:14:16.990 |
| 6 | 1:06.431 | +0.075 | 17:15:23.421 |
| 7 | 1:06.783 | +0.427 | 17:16:30.204 |
| 8 | 1:07.726 | +1.370 | 17:17:37.930 |
| 9 | 1:06.999 | +0.643 | 17:18:44.929 |

| Lap | Lap Tm | Diff | Time of Day |
|-----------------------------|-----------------|--------|--------------|
| (103) Jordan Carling | | | |
| 1 | 1:12.509 | +5.609 | 17:09:52.585 |
| 2 | 1:07.734 | +0.834 | 17:11:00.319 |
| 3 | 1:06.949 | +0.049 | 17:12:07.268 |
| 4 | 1:06.900 | | 17:13:14.168 |
| 5 | 1:07.423 | +0.523 | 17:14:21.591 |
| 6 | 1:07.220 | +0.320 | 17:15:28.811 |
| 7 | 1:08.085 | +1.185 | 17:16:36.896 |
| 8 | 1:08.230 | +1.330 | 17:17:45.126 |
| 9 | 1:08.830 | +1.930 | 17:18:53.956 |

| Lap | Lap Tm | Diff | Time of Day |
|-----------------------------|-----------------|--------|--------------|
| (102) Andrew Carling | | | |
| 1 | 1:18.613 | +6.157 | 17:09:58.355 |
| 2 | 1:14.870 | +2.414 | 17:11:13.225 |
| 3 | 1:14.613 | +1.235 | 17:12:27.203 |
| 4 | 1:13.740 | +0.362 | 17:13:40.943 |
| 5 | 1:15.501 | +2.123 | 17:14:56.444 |
| 6 | 1:14.258 | +0.880 | 17:16:10.702 |
| 7 | 1:14.752 | +1.374 | 17:17:25.454 |
| 8 | 1:13.607 | +0.229 | 17:18:39.061 |
| 9 | 1:13.378 | | 17:19:52.439 |

Timekeeper:

Clerk Of Course:

Weather / Track : Cloudy / Dry

Results : www.sportstimingservices.com



Auto 66 Road Race Championships

Sorted on Laps

Northern Senior & Rookies

Mallory Park 1.390 Miles

Race 2

20/05/2012 11:39

Race started at 11:39:15

| Pos | No. | Name | Bike | cc | Laps | Total Tm | Diff | Best Tm | Avg. Speed | Best Speed |
|----------------|-----|-----------------------|----------|--------------|------|----------|--------|----------|------------|------------|
| 3 | | | | | | | | | | |
| 1 | 64 | Christopher Hellewell | Yamaha | R6 600 | 6 | 5:58.153 | | 57.512 | 83.830 | 87.008 |
| 2 | 83 | Steven Beale | Honda | CBR 600 | 6 | 6:15.296 | 17.143 | 59.660 | 80.001 | 83.875 |
| 3 | 69 | Bradley Hill | Honda | CBR 600 | 6 | 6:16.782 | 18.629 | 1:01.264 | 79.685 | 81.679 |
| 4 | 35 | Jonathan Anthony | Suzuki | GSXR 600 | 6 | 6:19.997 | 21.844 | 1:01.536 | 79.011 | 81.318 |
| 5 | 101 | Eddie Venn | Honda | CBR 600 | 6 | 6:20.245 | 22.092 | 1:01.134 | 78.960 | 81.853 |
| 6 | 321 | Dean Calloway | Yamaha | R6 600 | 5 | 5:25.889 | 1 Lap | 1:03.354 | 76.775 | 78.985 |
| 7 | 85 | Adam Walker | Yamaha | R6 600 | 5 | 5:39.334 | 1 Lap | 1:05.454 | 73.733 | 76.451 |
| 8 | 303 | Stuart Bell | Suzuki | GSXR 600 | 5 | 6:15.696 | 1 Lap | 1:13.322 | 66.596 | 68.247 |
| 9 | | | | | | | | | | |
| 1 | 183 | Keith Pringle | BMW | S1000RR 1000 | 6 | 5:42.086 | | 55.658 | 87.767 | 89.906 |
| 2 | 10 | Mick Goodings | Honda | CBR RR 1000 | 6 | 5:42.464 | 0.378 | 55.715 | 87.671 | 89.814 |
| 3 | 24 | Sonnie Ferguson | Kawasaki | ZX10 1000 | 6 | 5:48.283 | 6.197 | 56.681 | 86.206 | 88.284 |
| 4 | 911 | Adam Sheriff | Yamaha | R1 1000 | 6 | 5:49.499 | 7.413 | 56.521 | 85.906 | 88.533 |
| 5 | 21 | Richard Gibson | Yamaha | R1 1000 | 6 | 5:49.796 | 7.710 | 56.956 | 85.833 | 87.857 |
| 6 | 169 | Carlo Barbaro | Kawasaki | ZX10R 1000 | 6 | 5:54.735 | 12.649 | 57.796 | 84.638 | 86.580 |
| 7 | 2 | Anthony Kellett | Yamaha | R1 1000 | 6 | 5:56.882 | 14.796 | 57.836 | 84.129 | 86.521 |
| 8 | 241 | Andy Sellars | Suzuki | GSXR 1000 | 6 | 6:00.904 | 18.818 | 58.659 | 83.191 | 85.307 |
| 9 | 43 | Stephen Degnan | Suzuki | GSXR 1000 | 6 | 6:13.514 | 31.428 | 1:00.381 | 80.383 | 82.874 |
| 10 | 106 | Terje Joensen | Honda | CBR 1000 | 6 | 6:22.161 | 40.075 | 59.753 | 78.564 | 83.745 |
| 11 | 20 | Tim Watson | Kawasaki | ZX10 1000 | 5 | 5:26.321 | 1 Lap | 1:03.192 | 76.673 | 79.187 |
| Not classified | | | | | | | | | | |
| DNF | 8 | Rich Jennings | Kawasaki | ZX10R 1000 | 5 | 5:07.926 | DNF | 59.721 | 81.253 | 83.790 |
| DNF | 70 | Warwick French | Yamaha | R1 1000 | 5 | 5:08.636 | DNF | 59.573 | 81.066 | 83.998 |

| Margin of Victory | Avg. Speed | Best Lap Tm | Best Speed | Best Lap by |
|-------------------|------------|-------------|------------|---------------------|
| 0.378 | 87.767 | 55.658 | 89.906 | 183 - Keith Pringle |

Timekeeper:

Clerk Of Course:

Weather / Track : Cloudy / Dry

Results : www.sportstimingservices.com

Printed: 20/05/2012 12:49:59



Auto 66 Road Race Championships

Lapchart

Northern Senior & Rookies

Mallory Park 1.390 Miles

Race 2

20/05/2012 11:39

Race started at 11:39:15

| Competitors | Laps | | | | | | |
|----------------------------|------|-----|-----|-----|-----|-----|---------|
| | 0 | 1 | 2 | 3 | 4 | 5 | 6 |
| Richard Gibson (21) | 1 | 21 | 183 | 183 | 183 | 183 | 183 |
| Mick Goodings (10) | 2 | 10 | 10 | 10 | 10 | 10 | 10 |
| Keith Pringle (183) | 3 | 183 | 21 | 21 | 21 | 911 | 911 24 |
| Adam Sheriff (911) | 4 | 911 | 911 | 911 | 21 | 24 | 911 |
| Sonnie Ferguson (24) | 5 | 24 | 24 | 24 | 24 | 21 | 21 |
| Stephen Degnan (43) | 6 | 43 | 169 | 169 | 169 | 169 | 169 |
| Andy Sellars (241) | 7 | 241 | 241 | 241 | 2 | 2 | 2 |
| Carlo Barbaro (169) | 8 | 169 | 2 | 2 | 241 | 64 | 64 64 |
| Warwick French (70) | 9 | 70 | 43 | 64 | 64 | 241 | 241 241 |
| Terje Joensen (106) | 10 | 106 | 64 | 43 | 8 | 8 | 8 43 |
| Anthony Kellett (2) | 11 | 2 | 8 | 8 | 43 | 43 | 83 83 |
| Tim Watson (20) | 12 | 20 | 83 | 83 | 83 | 83 | 70 69 |
| Christopher Hellewell (64) | 13 | 64 | 70 | 106 | 70 | 70 | 106 35 |
| Bradley Hill (69) | 14 | 69 | 106 | 70 | 106 | 106 | 43 101 |
| Jonathan Anthony (35) | 15 | 35 | 69 | 69 | 69 | 69 | 69 106 |
| Rich Jennings (8) | 16 | 8 | 35 | 35 | 35 | 35 | 35 |
| Steven Beale (83) | 17 | 83 | 101 | 101 | 101 | 101 | 101 |
| Stuart Bell (303) | 18 | 303 | 20 | 321 | 321 | 321 | 321 |
| Eddie Venn (101) | 19 | 101 | 321 | 20 | 20 | 20 | 20 |
| Adam Walker (85) | 20 | 85 | 85 | 85 | 85 | 85 | 85 |
| Dean Calloway (321) | 21 | 321 | 303 | 303 | 303 | 303 | 303 |

Timekeeper:

Clerk Of Course:

Weather / Track : Cloudy / Dry

Results : www.sportstiming.com



Auto 66 Road Race Championships

Northern Senior & Rookies

Mallory Park 1.390 Miles

Race 2

20/05/2012 11:39

Race started at 11:39:15

| Lap | Lap Tm | Diff | Time of Day |
|----------------------------|---------------|--------|--------------|
| (183) Keith Pringle | | | |
| 1 | 1:00.971 | +5.313 | 11:40:17.285 |
| 2 | 56.594 | +0.936 | 11:41:13.879 |
| 3 | 56.062 | +0.404 | 11:42:09.941 |
| 4 | 55.658 | | 11:43:05.599 |
| 5 | 56.245 | +0.587 | 11:44:01.844 |
| 6 | 55.852 | +0.194 | 11:44:57.696 |

| Lap | Lap Tm | Diff | Time of Day |
|---------------------------|---------------|--------|--------------|
| (10) Mick Goodings | | | |
| 1 | 1:01.720 | +6.005 | 11:40:17.954 |
| 2 | 56.312 | +0.597 | 11:41:14.266 |
| 3 | 56.049 | +0.334 | 11:42:10.315 |
| 4 | 55.715 | | 11:43:06.030 |
| 5 | 56.238 | +0.523 | 11:44:02.268 |
| 6 | 55.806 | +0.091 | 11:44:58.074 |

| Lap | Lap Tm | Diff | Time of Day |
|-----------------------------|---------------|--------|--------------|
| (24) Sonnie Ferguson | | | |
| 1 | 1:01.770 | +5.089 | 11:40:19.090 |
| 2 | 57.369 | +0.688 | 11:41:16.459 |
| 3 | 56.773 | +0.092 | 11:42:13.232 |
| 4 | 56.767 | +0.086 | 11:43:09.999 |
| 5 | 57.213 | +0.532 | 11:44:07.212 |
| 6 | 56.681 | | 11:45:03.893 |

| Lap | Lap Tm | Diff | Time of Day |
|---------------------------|---------------|--------|--------------|
| (911) Adam Sheriff | | | |
| 1 | 1:02.611 | +6.090 | 11:40:18.982 |
| 2 | 57.402 | +0.881 | 11:41:16.384 |
| 3 | 56.732 | +0.211 | 11:42:13.116 |
| 4 | 56.521 | | 11:43:09.637 |
| 5 | 57.491 | +0.970 | 11:44:07.128 |
| 6 | 57.981 | +1.460 | 11:45:05.109 |

| Lap | Lap Tm | Diff | Time of Day |
|----------------------------|---------------|--------|--------------|
| (21) Richard Gibson | | | |
| 1 | 1:02.643 | +5.687 | 11:40:18.253 |
| 2 | 57.541 | +0.585 | 11:41:15.794 |
| 3 | 56.956 | | 11:42:12.750 |
| 4 | 57.203 | +0.247 | 11:43:09.953 |
| 5 | 57.698 | +0.742 | 11:44:07.651 |
| 6 | 57.755 | +0.799 | 11:45:05.406 |

| Lap | Lap Tm | Diff | Time of Day |
|----------------------------|---------------|--------|--------------|
| (169) Carlo Barbaro | | | |
| 1 | 1:01.962 | +4.166 | 11:40:19.481 |
| 2 | 57.905 | +0.109 | 11:41:17.386 |
| 3 | 58.100 | +0.304 | 11:42:15.486 |
| 4 | 57.796 | | 11:43:13.282 |
| 5 | 58.357 | +0.561 | 11:44:11.639 |
| 6 | 58.706 | +0.910 | 11:45:10.345 |

| Lap | Lap Tm | Diff | Time of Day |
|----------------------------|---------------|--------|--------------|
| (2) Anthony Kellett | | | |
| 1 | 1:04.101 | +6.265 | 11:40:22.003 |
| 2 | 58.398 | +0.562 | 11:41:20.401 |
| 3 | 57.836 | | 11:42:18.237 |
| 4 | 57.934 | +0.098 | 11:43:16.171 |
| 5 | 58.185 | +0.349 | 11:44:14.356 |
| 6 | 58.136 | +0.300 | 11:45:12.492 |

| Lap | Lap Tm | Diff | Time of Day |
|-----------------------------------|----------|--------|--------------|
| (64) Christopher Hellewell | | | |
| 1 | 1:04.025 | +6.513 | 11:40:22.382 |
| 2 | 59.237 | +1.725 | 11:41:21.619 |
| 3 | 58.187 | +0.675 | 11:42:19.806 |

| Lap | Lap Tm | Diff | Time of Day |
|-----|---------------|--------|--------------|
| 4 | 57.844 | +0.332 | 11:43:17.650 |
| 5 | 58.601 | +1.089 | 11:44:16.251 |
| 6 | 57.512 | | 11:45:13.763 |

| Lap | Lap Tm | Diff | Time of Day |
|---------------------------|---------------|--------|--------------|
| (241) Andy Sellars | | | |
| 1 | 1:03.890 | +5.231 | 11:40:21.288 |
| 2 | 58.753 | +0.094 | 11:41:20.041 |
| 3 | 59.201 | +0.542 | 11:42:19.242 |
| 4 | 59.286 | +0.627 | 11:43:18.528 |
| 5 | 59.327 | +0.668 | 11:44:17.855 |
| 6 | 58.659 | | 11:45:16.514 |

| Lap | Lap Tm | Diff | Time of Day |
|----------------------------|-----------------|--------|--------------|
| (43) Stephen Degnan | | | |
| 1 | 1:04.660 | +4.279 | 11:40:22.009 |
| 2 | 1:01.046 | +0.665 | 11:41:23.055 |
| 3 | 1:00.381 | | 11:42:23.436 |
| 4 | 1:00.718 | +0.337 | 11:43:24.154 |
| 5 | 1:01.549 | +1.168 | 11:44:25.703 |
| 6 | 1:03.421 | +3.040 | 11:45:29.124 |

| Lap | Lap Tm | Diff | Time of Day |
|--------------------------|---------------|--------|--------------|
| (83) Steven Beale | | | |
| 1 | 1:04.509 | +4.849 | 11:40:23.450 |
| 2 | 1:00.417 | +0.757 | 11:41:23.867 |
| 3 | 1:00.290 | +0.630 | 11:42:24.157 |
| 4 | 1:00.149 | +0.489 | 11:43:24.306 |
| 5 | 59.660 | | 11:44:23.966 |
| 6 | 1:06.940 | +7.280 | 11:45:30.906 |

| Lap | Lap Tm | Diff | Time of Day |
|--------------------------|-----------------|--------|--------------|
| (69) Bradley Hill | | | |
| 1 | 1:06.056 | +4.792 | 11:40:24.648 |
| 2 | 1:01.477 | +0.213 | 11:41:26.125 |
| 3 | 1:01.382 | +0.118 | 11:42:27.507 |
| 4 | 1:01.264 | | 11:43:28.771 |
| 5 | 1:01.409 | +0.145 | 11:44:30.180 |
| 6 | 1:02.212 | +0.948 | 11:45:32.392 |

| Lap | Lap Tm | Diff | Time of Day |
|------------------------------|-----------------|--------|--------------|
| (35) Jonathan Anthony | | | |
| 1 | 1:06.760 | +5.224 | 11:40:25.411 |
| 2 | 1:01.615 | +0.079 | 11:41:27.026 |
| 3 | 1:02.126 | +0.590 | 11:42:29.152 |
| 4 | 1:02.498 | +0.962 | 11:43:31.650 |
| 5 | 1:01.536 | | 11:44:33.186 |
| 6 | 1:02.421 | +0.885 | 11:45:35.607 |

| Lap | Lap Tm | Diff | Time of Day |
|-------------------------|-----------------|--------|--------------|
| (101) Eddie Venn | | | |
| 1 | 1:06.953 | +5.819 | 11:40:26.004 |
| 2 | 1:02.159 | +1.025 | 11:41:28.163 |
| 3 | 1:02.365 | +1.231 | 11:42:30.528 |
| 4 | 1:02.335 | +1.201 | 11:43:32.863 |
| 5 | 1:01.134 | | 11:44:33.997 |
| 6 | 1:01.858 | +0.724 | 11:45:35.855 |

| Lap | Lap Tm | Diff | Time of Day |
|----------------------------|---------------|---------|--------------|
| (106) Terje Joensen | | | |
| 1 | 1:06.189 | +6.436 | 11:40:24.063 |
| 2 | 1:00.226 | +0.473 | 11:41:24.289 |
| 3 | 1:00.580 | +0.827 | 11:42:24.869 |
| 4 | 59.991 | +0.238 | 11:43:24.860 |
| 5 | 59.753 | | 11:44:24.613 |
| 6 | 1:13.158 | +13.405 | 11:45:37.771 |

| Lap | Lap Tm | Diff | Time of Day |
|----------------------------|--------|------|-------------|
| (321) Dean Calloway | | | |

| Lap | Lap Tm | Diff | Time of Day |
|-----|-----------------|--------|--------------|
| 1 | 1:07.775 | +4.421 | 11:40:27.501 |
| 2 | 1:03.439 | +0.085 | 11:41:30.940 |
| 3 | 1:03.595 | +0.241 | 11:42:34.535 |
| 4 | 1:03.354 | | 11:43:37.889 |
| 5 | 1:03.610 | +0.256 | 11:44:41.499 |

| Lap | Lap Tm | Diff | Time of Day |
|------------------------|-----------------|--------|--------------|
| (20) Tim Watson | | | |
| 1 | 1:09.059 | +5.867 | 11:40:27.379 |
| 2 | 1:04.531 | +1.339 | 11:41:31.910 |
| 3 | 1:03.607 | +0.415 | 11:42:35.517 |
| 4 | 1:03.192 | | 11:43:38.709 |
| 5 | 1:03.222 | +0.030 | 11:44:41.931 |

| Lap | Lap Tm | Diff | Time of Day |
|-------------------------|-----------------|--------|--------------|
| (85) Adam Walker | | | |
| 1 | 1:11.752 | +6.298 | 11:40:31.148 |
| 2 | 1:06.086 | +0.632 | 11:41:37.234 |
| 3 | 1:06.389 | +0.935 | 11:42:43.623 |
| 4 | 1:05.454 | | 11:43:49.077 |
| 5 | 1:05.867 | +0.413 | 11:44:54.944 |

| Lap | Lap Tm | Diff | Time of Day |
|--------------------------|-----------------|--------|--------------|
| (303) Stuart Bell | | | |
| 1 | 1:16.518 | +3.196 | 11:40:35.542 |
| 2 | 1:13.915 | +0.593 | 11:41:49.457 |
| 3 | 1:14.532 | +1.210 | 11:43:03.989 |
| 4 | 1:13.322 | | 11:44:17.311 |
| 5 | 1:13.995 | +0.673 | 11:45:31.306 |

| Lap | Lap Tm | Diff | Time of Day |
|--------------------------|---------------|--------|--------------|
| (8) Rich Jennings | | | |
| 1 | 1:04.106 | +4.385 | 11:40:22.951 |
| 2 | 1:00.178 | +0.457 | 11:41:23.129 |
| 3 | 59.721 | | 11:42:22.850 |
| 4 | 1:00.053 | +0.332 | 11:43:22.903 |
| 5 | 1:00.633 | +0.912 | 11:44:23.536 |

| Lap | Lap Tm | Diff | Time of Day |
|----------------------------|---------------|--------|--------------|
| (70) Warwick French | | | |
| 1 | 1:05.912 | +6.339 | 11:40:23.772 |
| 2 | 1:01.041 | +1.468 | 11:41:24.813 |
| 3 | 59.658 | +0.085 | 11:42:24.471 |
| 4 | 1:00.202 | +0.629 | 11:43:24.673 |
| 5 | 59.573 | | 11:44:24.246 |

Timekeeper:

Clerk Of Course:

Weather / Track : Cloudy / Dry

Results : www.sportstimingservices.com



Auto 66 Road Race Championships

Sorted on Laps

Northern Senior & Rookies

Mallory Park 1.390 Miles

Race 9

20/05/2012 14:17

Race started at 14:17:08

| Pos | No. | Name | Bike | cc | Laps | Total Tm | Diff | Best Tm | Avg. Speed | Best Speed |
|----------|-----|-----------------------|----------|--------------|------|----------|--------|----------|------------|------------|
| 3 | | | | | | | | | | |
| 1 | 64 | Christopher Hellewell | Yamaha | R6 600 | 8 | 7:54.536 | | 57.930 | 84.360 | 86.380 |
| 2 | 35 | Jonathan Anthony | Suzuki | GSXR 600 | 8 | 8:09.937 | 15.401 | 59.252 | 81.708 | 84.453 |
| 3 | 83 | Steven Beale | Honda | CBR 600 | 8 | 8:13.859 | 19.323 | 1:00.107 | 81.060 | 83.252 |
| 4 | 101 | Eddie Venn | Honda | CBR 600 | 8 | 8:14.351 | 19.815 | 1:00.234 | 80.979 | 83.076 |
| 5 | 321 | Dean Calloway | Yamaha | R6 600 | 8 | 8:25.893 | 31.357 | 1:00.354 | 79.131 | 82.911 |
| 6 | 69 | Bradley Hill | Honda | CBR 600 | 8 | 8:26.132 | 31.596 | 1:01.668 | 79.094 | 81.144 |
| 7 | 85 | Adam Walker | Yamaha | R6 600 | 7 | 7:49.114 | 1 Lap | 1:04.412 | 74.668 | 77.687 |
| 8 | 303 | Stuart Bell | Suzuki | GSXR 600 | 7 | 8:36.817 | 1 Lap | 1:12.005 | 67.776 | 69.495 |
| 9 | | | | | | | | | | |
| 1 | 183 | Keith Pringle | BMW | S1000RR 1000 | 8 | 7:29.049 | | 55.330 | 89.148 | 90.439 |
| 2 | 21 | Richard Gibson | Yamaha | R1 1000 | 8 | 7:30.605 | 1.556 | 55.242 | 88.841 | 90.583 |
| 3 | 10 | Mick Goodings | Honda | CBR RR 1000 | 8 | 7:30.812 | 1.763 | 55.083 | 88.800 | 90.845 |
| 4 | 24 | Sonnie Ferguson | Kawasaki | ZX10 1000 | 8 | 7:35.671 | 6.622 | 55.709 | 87.853 | 89.824 |
| 5 | 911 | Adam Sheriff | Yamaha | R1 1000 | 8 | 7:52.219 | 23.170 | 57.726 | 84.774 | 86.685 |
| 6 | 169 | Carlo Barbaro | Kawasaki | ZX10R 1000 | 8 | 7:53.181 | 24.132 | 57.918 | 84.602 | 86.398 |
| 7 | 106 | Terje Joensen | Honda | CBR 1000 | 8 | 7:59.333 | 30.284 | 57.548 | 83.516 | 86.953 |
| 8 | 241 | Andy Sellars | Suzuki | GSXR 1000 | 8 | 7:59.591 | 30.542 | 58.117 | 83.471 | 86.102 |
| 9 | 2 | Anthony Kellett | Yamaha | R1 1000 | 8 | 8:01.690 | 32.641 | 58.914 | 83.107 | 84.937 |
| 10 | 43 | Stephen Degnan | Suzuki | GSXR 1000 | 8 | 8:13.503 | 44.454 | 1:00.181 | 81.118 | 83.149 |
| 11 | 20 | Tim Watson | Kawasaki | ZX10 1000 | 8 | 8:27.924 | 58.875 | 1:01.629 | 78.815 | 81.196 |

Announcements

No.106 - 10 Second Penalty - JUMP START

| Margin of Victory | Avg. Speed | Best Lap Tm | Best Speed | Best Lap by |
|-------------------|------------|-------------|------------|--------------------|
| 1.556 | 89.148 | 55.083 | 90.845 | 10 - Mick Goodings |

Timekeeper:

Clerk Of Course:

Weather / Track : Cloudy / Dry

Results : www.sportstimingservices.com



Auto 66 Road Race Championships

Lapchart

Northern Senior & Rookies

Mallory Park 1.390 Miles

Race 9

20/05/2012 14:17

Race started at 14:17:08

Competitors

| | Laps | | | | | | | | | |
|----------------------------|------|-----|-----|-----|-----|-----|-----|-----|-----|-----|
| | 0 | 1 | 2 | 3 | 4 | 5 | 6 | 7 | 8 | |
| Keith Pringle (183) | 1 | 183 | 183 | 183 | 183 | 183 | 183 | 183 | 183 | 183 |
| Mick Goodings (10) | 2 | 10 | 10 | 10 | 10 | 10 | 21 | 21 | 21 | 21 |
| Sonnie Ferguson (24) | 3 | 24 | 21 | 21 | 21 | 21 | 10 | 10 | 10 | 10 |
| Adam Sheriff (911) | 4 | 911 | 24 | 24 | 24 | 24 | 24 | 24 | 24 | 24 |
| Anthony Kellett (2) | 5 | 2 | 911 | 106 | 106 | 106 | 106 | 106 | 106 | 106 |
| Richard Gibson (21) | 6 | 21 | 106 | 911 | 911 | 911 | 911 | 911 | 911 | 911 |
| Carlo Barbaro (169) | 7 | 169 | 2 | 169 | 169 | 169 | 169 | 169 | 169 | 169 |
| Andy Sellars (241) | 8 | 241 | 169 | 2 | 64 | 64 | 64 | 64 | 64 | 64 |
| Terje Joensen (106) | 9 | 106 | 64 | 64 | 2 | 2 | 241 | 241 | 241 | 241 |
| Stephen Degnan (43) | 10 | 43 | 241 | 241 | 241 | 241 | 2 | 2 | 2 | 2 |
| Tim Watson (20) | 11 | 20 | 43 | 43 | 43 | 43 | 35 | 35 | 35 | 35 |
| Christopher Hellewell (64) | 12 | 64 | 83 | 35 | 35 | 35 | 43 | 43 | 43 | 43 |
| Steven Beale (83) | 13 | 83 | 35 | 83 | 83 | 83 | 83 | 83 | 101 | 83 |
| Jonathan Anthony (35) | 14 | 35 | 101 | 101 | 101 | 101 | 101 | 101 | 83 | 101 |
| Eddie Venn (101) | 15 | 101 | 321 | 321 | 321 | 321 | 321 | 321 | 321 | 321 |
| Bradley Hill (69) | 16 | 69 | 20 | 20 | 69 | 69 | 69 | 69 | 69 | 69 |
| Dean Calloway (321) | 17 | 321 | 69 | 69 | 20 | 20 | 20 | 20 | 20 | 20 |
| Stuart Bell (303) | 18 | 303 | 85 | 85 | 85 | 85 | 85 | 85 | 85 | 85 |
| Adam Walker (85) | 19 | 85 | 303 | 303 | 303 | 303 | 303 | 303 | 303 | 303 |

Timekeeper:

Clerk Of Course:

Weather / Track : Cloudy / Dry

Results : www.sportstimingservices.com



Auto 66 Road Race Championships

Northern Senior & Rookies

Mallory Park 1.390 Miles

Race 9

20/05/2012 14:17

Race started at 14:17:08

| Lap | Lap Tm | Diff | Time of Day |
|----------------------------|---------------|--------|--------------|
| (183) Keith Pringle | | | |
| 1 | 1:00.767 | +5.437 | 14:18:08.879 |
| 2 | 55.543 | +0.213 | 14:19:04.422 |
| 3 | 55.410 | +0.080 | 14:19:59.832 |
| 4 | 55.424 | +0.094 | 14:20:55.256 |
| 5 | 55.464 | +0.134 | 14:21:50.720 |
| 6 | 55.357 | +0.027 | 14:22:46.077 |
| 7 | 55.330 | | 14:23:41.407 |
| 8 | 55.754 | +0.424 | 14:24:37.161 |

| Lap | Lap Tm | Diff | Time of Day |
|----------------------------|---------------|--------|--------------|
| (21) Richard Gibson | | | |
| 1 | 1:00.288 | +5.046 | 14:18:09.783 |
| 2 | 55.786 | +0.544 | 14:19:05.569 |
| 3 | 55.325 | +0.083 | 14:20:00.894 |
| 4 | 55.242 | | 14:20:56.136 |
| 5 | 55.804 | +0.562 | 14:21:51.940 |
| 6 | 55.351 | +0.109 | 14:22:47.291 |
| 7 | 55.543 | +0.301 | 14:23:42.834 |
| 8 | 55.883 | +0.641 | 14:24:38.717 |

| Lap | Lap Tm | Diff | Time of Day |
|---------------------------|---------------|--------|--------------|
| (10) Mick Goodings | | | |
| 1 | 1:00.699 | +5.616 | 14:18:09.212 |
| 2 | 55.619 | +0.536 | 14:19:04.831 |
| 3 | 55.415 | +0.332 | 14:20:00.246 |
| 4 | 55.321 | +0.238 | 14:20:55.567 |
| 5 | 56.697 | +1.614 | 14:21:52.264 |
| 6 | 55.083 | | 14:22:47.347 |
| 7 | 56.230 | +1.147 | 14:23:43.577 |
| 8 | 55.347 | +0.264 | 14:24:38.924 |

| Lap | Lap Tm | Diff | Time of Day |
|-----------------------------|---------------|--------|--------------|
| (24) Sonnie Ferguson | | | |
| 1 | 1:01.196 | +5.487 | 14:18:09.873 |
| 2 | 56.283 | +0.574 | 14:19:06.156 |
| 3 | 55.760 | +0.051 | 14:20:01.916 |
| 4 | 55.709 | | 14:20:57.625 |
| 5 | 56.546 | +0.837 | 14:21:54.171 |
| 6 | 55.921 | +0.212 | 14:22:50.092 |
| 7 | 56.377 | +0.668 | 14:23:46.469 |
| 8 | 57.314 | +1.605 | 14:24:43.783 |

| Lap | Lap Tm | Diff | Time of Day |
|---------------------------|---------------|--------|--------------|
| (911) Adam Sheriff | | | |
| 1 | 1:02.372 | +4.646 | 14:18:11.185 |
| 2 | 58.703 | +0.977 | 14:19:09.888 |
| 3 | 58.602 | +0.876 | 14:20:08.490 |
| 4 | 59.117 | +1.391 | 14:21:07.607 |
| 5 | 58.528 | +0.802 | 14:22:06.135 |
| 6 | 58.544 | +0.818 | 14:23:04.679 |
| 7 | 57.926 | +0.200 | 14:24:02.605 |
| 8 | 57.726 | | 14:25:00.331 |

| Lap | Lap Tm | Diff | Time of Day |
|----------------------------|---------------|--------|--------------|
| (169) Carlo Barbaro | | | |
| 1 | 1:03.469 | +5.551 | 14:18:13.108 |
| 2 | 58.685 | +0.767 | 14:19:11.793 |
| 3 | 58.479 | +0.561 | 14:20:10.272 |
| 4 | 58.243 | +0.325 | 14:21:08.515 |
| 5 | 58.070 | +0.152 | 14:22:06.585 |
| 6 | 58.493 | +0.575 | 14:23:05.078 |
| 7 | 57.918 | | 14:24:02.996 |
| 8 | 58.297 | +0.379 | 14:25:01.293 |

| Lap | Lap Tm | Diff | Time of Day |
|-----------------------------------|---------------|--------|--------------|
| (64) Christopher Hellewell | | | |
| 1 | 1:02.610 | +4.680 | 14:18:13.673 |
| 2 | 58.792 | +0.862 | 14:19:12.465 |
| 3 | 58.040 | +0.110 | 14:20:10.505 |
| 4 | 59.549 | +1.619 | 14:21:10.054 |
| 5 | 57.930 | | 14:22:07.984 |
| 6 | 58.580 | +0.650 | 14:23:06.564 |
| 7 | 58.030 | +0.100 | 14:24:04.594 |
| 8 | 58.054 | +0.124 | 14:25:02.648 |

| Lap | Lap Tm | Diff | Time of Day |
|----------------------------|---------------|--------|--------------|
| (106) Terje Joensen | | | |
| 1 | 1:02.166 | +4.618 | 14:18:11.998 |
| 2 | 57.889 | +0.341 | 14:19:09.887 |
| 3 | 57.649 | +0.101 | 14:20:07.536 |
| 4 | 57.548 | | 14:21:05.084 |
| 5 | 57.609 | +0.061 | 14:22:02.693 |
| 6 | 58.449 | +0.901 | 14:23:01.142 |
| 7 | 57.670 | +0.122 | 14:23:58.812 |
| 8 | 58.633 | +1.085 | 14:24:57.445 |

| Lap | Lap Tm | Diff | Time of Day |
|---------------------------|---------------|--------|--------------|
| (241) Andy Sellars | | | |
| 1 | 1:05.633 | +7.516 | 14:18:15.389 |
| 2 | 59.281 | +1.164 | 14:19:14.670 |
| 3 | 58.876 | +0.759 | 14:20:13.546 |
| 4 | 58.616 | +0.499 | 14:21:12.162 |
| 5 | 59.107 | +0.990 | 14:22:11.269 |
| 6 | 59.828 | +1.711 | 14:23:11.097 |
| 7 | 58.489 | +0.372 | 14:24:09.586 |
| 8 | 58.117 | | 14:25:07.703 |

| Lap | Lap Tm | Diff | Time of Day |
|----------------------------|---------------|--------|--------------|
| (2) Anthony Kellett | | | |
| 1 | 1:03.363 | +4.449 | 14:18:12.794 |
| 2 | 59.555 | +0.641 | 14:19:12.349 |
| 3 | 59.307 | +0.393 | 14:20:11.656 |
| 4 | 1:00.090 | +1.176 | 14:21:11.746 |
| 5 | 1:00.213 | +1.299 | 14:22:11.959 |
| 6 | 59.327 | +0.413 | 14:23:11.286 |
| 7 | 58.914 | | 14:24:10.200 |
| 8 | 59.602 | +0.688 | 14:25:09.802 |

| Lap | Lap Tm | Diff | Time of Day |
|------------------------------|---------------|--------|--------------|
| (35) Jonathan Anthony | | | |
| 1 | 1:05.461 | +6.209 | 14:18:16.664 |
| 2 | 1:01.139 | +1.887 | 14:19:17.803 |
| 3 | 1:00.032 | +0.780 | 14:20:17.835 |
| 4 | 1:00.353 | +1.101 | 14:21:18.188 |
| 5 | 59.252 | | 14:22:17.440 |
| 6 | 59.633 | +0.381 | 14:23:17.073 |
| 7 | 1:00.032 | +0.780 | 14:24:17.105 |
| 8 | 1:00.944 | +1.692 | 14:25:18.049 |

| Lap | Lap Tm | Diff | Time of Day |
|----------------------------|-----------------|--------|--------------|
| (43) Stephen Degnan | | | |
| 1 | 1:05.697 | +5.516 | 14:18:15.738 |
| 2 | 1:01.652 | +1.471 | 14:19:17.390 |
| 3 | 1:00.181 | | 14:20:17.571 |
| 4 | 1:00.369 | +0.188 | 14:21:17.940 |
| 5 | 1:00.719 | +0.538 | 14:22:18.659 |
| 6 | 1:00.240 | +0.059 | 14:23:18.899 |
| 7 | 1:02.060 | +1.879 | 14:24:20.959 |
| 8 | 1:00.656 | +0.475 | 14:25:21.615 |

(83) Steven Beale

| Lap | Lap Tm | Diff | Time of Day |
|-----|-----------------|--------|--------------|
| 1 | 1:05.188 | +5.081 | 14:18:16.318 |
| 2 | 1:01.939 | +1.832 | 14:19:18.257 |
| 3 | 1:01.570 | +1.463 | 14:20:19.827 |
| 4 | 1:00.107 | | 14:21:19.934 |
| 5 | 1:00.237 | +0.130 | 14:22:20.171 |
| 6 | 1:00.636 | +0.529 | 14:23:20.807 |
| 7 | 1:00.991 | +0.884 | 14:24:21.798 |
| 8 | 1:00.173 | +0.066 | 14:25:21.971 |

| Lap | Lap Tm | Diff | Time of Day |
|-------------------------|-----------------|--------|--------------|
| (101) Eddie Venn | | | |
| 1 | 1:05.428 | +5.194 | 14:18:16.898 |
| 2 | 1:01.670 | +1.436 | 14:19:18.568 |
| 3 | 1:01.653 | +1.419 | 14:20:20.221 |
| 4 | 1:00.342 | +0.108 | 14:21:20.563 |
| 5 | 1:00.280 | +0.046 | 14:22:20.843 |
| 6 | 1:00.234 | | 14:23:21.077 |
| 7 | 1:00.324 | +0.090 | 14:24:21.401 |
| 8 | 1:01.062 | +0.828 | 14:25:22.463 |

| Lap | Lap Tm | Diff | Time of Day |
|----------------------------|-----------------|--------|--------------|
| (321) Dean Calloway | | | |
| 1 | 1:06.347 | +5.993 | 14:18:17.941 |
| 2 | 1:01.775 | +1.421 | 14:19:19.716 |
| 3 | 1:01.006 | +0.652 | 14:20:20.722 |
| 4 | 1:00.818 | +0.464 | 14:21:21.540 |
| 5 | 1:00.354 | | 14:22:21.894 |
| 6 | 1:01.578 | +1.224 | 14:23:23.472 |
| 7 | 1:03.190 | +2.836 | 14:24:26.662 |
| 8 | 1:07.343 | +6.989 | 14:25:34.005 |

| Lap | Lap Tm | Diff | Time of Day |
|--------------------------|-----------------|--------|--------------|
| (69) Bradley Hill | | | |
| 1 | 1:08.174 | +6.506 | 14:18:19.684 |
| 2 | 1:02.772 | +1.104 | 14:19:22.456 |
| 3 | 1:02.313 | +0.645 | 14:20:24.769 |
| 4 | 1:01.844 | +0.176 | 14:21:26.613 |
| 5 | 1:02.015 | +0.347 | 14:22:28.628 |
| 6 | 1:01.668 | | 14:23:30.296 |
| 7 | 1:01.694 | +0.026 | 14:24:31.990 |
| 8 | 1:02.254 | +0.586 | 14:25:34.244 |

| Lap | Lap Tm | Diff | Time of Day |
|------------------------|-----------------|--------|--------------|
| (20) Tim Watson | | | |
| 1 | 1:08.851 | +7.222 | 14:18:19.478 |
| 2 | 1:02.690 | +1.061 | 14:19:22.168 |
| 3 | 1:02.905 | +1.276 | 14:20:25.073 |
| 4 | 1:02.200 | +0.571 | 14:21:27.273 |
| 5 | 1:01.629 | | 14:22:28.902 |
| 6 | 1:02.438 | +0.809 | 14:23:31.340 |
| 7 | 1:02.230 | +0.601 | 14:24:33.570 |
| 8 | 1:02.466 | +0.837 | 14:25:36.036 |

| Lap | Lap Tm | Diff | Time of Day |
|-------------------------|-----------------|--------|--------------|
| (85) Adam Walker | | | |
| 1 | 1:10.482 | +6.070 | 14:18:22.804 |
| 2 | 1:05.879 | +1.467 | 14:19:28.683 |
| 3 | 1:05.579 | +1.167 | 14:20:34.262 |
| 4 | 1:04.412 | | 14:21:38.674 |
| 5 | 1:05.483 | +1.071 | 14:22:44.157 |
| 6 | 1:07.248 | +2.836 | 14:23:51.405 |
| 7 | 1:05.821 | +1.409 | 14:24:57.226 |

| Lap | Lap Tm | Diff | Time of Day |
|--------------------------|-----------------|--------|--------------|
| (303) Stuart Bell | | | |
| 1 | 1:13.508 | +1.503 | 14:18:25.749 |
| 2 | 1:12.005 | | 14:19:37.754 |

Timekeeper:

Clerk Of Course:

Weather / Track : Cloudy / Dry

Results : www.sportstimingservices.com



Auto 66 Road Race Championships

Northern Senior & Rookies

Mallory Park 1.390 Miles

Race 9

20/05/2012 14:17

Race started at 14:17:08

| Lap | Lap Tm | Diff | Time of Day |
|-----|----------|--------|--------------|
| 3 | 1:12.161 | +0.156 | 14:20:49.915 |
| 4 | 1:12.108 | +0.103 | 14:22:02.023 |
| 5 | 1:14.933 | +2.928 | 14:23:16.956 |
| 6 | 1:12.881 | +0.876 | 14:24:29.837 |
| 7 | 1:15.092 | +3.087 | 14:25:44.929 |

| Lap | Lap Tm | Diff | Time of Day |
|-----|--------|------|-------------|
|-----|--------|------|-------------|

| Lap | Lap Tm | Diff | Time of Day |
|-----|--------|------|-------------|
|-----|--------|------|-------------|

Timekeeper:

Clerk Of Course:

Weather / Track : Cloudy / Dry

Results : www.sportstimingservices.com



Auto 66 Road Race Championships

Sorted on Laps

Northern Senior & Rookies

Mallory Park 1.390 Miles

Race 17

20/05/2012 16:03

Race started at 16:03:23

| Pos | No. | Name | Bike | cc | Laps | Total Tm | Diff | Best Tm | Avg. Speed | Best Speed |
|----------------|-----|-----------------------|----------|--------------|------|-----------|--------|----------|------------|------------|
| 3 | | | | | | | | | | |
| 1 | 64 | Christopher Hellewell | Yamaha | R6 600 | 10 | 9:48.761 | | 57.327 | 84.992 | 87.289 |
| 2 | 35 | Jonathan Anthony | Suzuki | GSXR 600 | 10 | 10:07.564 | 18.803 | 59.369 | 82.362 | 84.286 |
| 3 | 69 | Bradley Hill | Honda | CBR 600 | 10 | 10:08.450 | 19.689 | 58.845 | 82.242 | 85.037 |
| 4 | 83 | Steven Beale | Honda | CBR 600 | 10 | 10:08.613 | 19.852 | 58.997 | 82.220 | 84.818 |
| 5 | 101 | Eddie Venn | Honda | CBR 600 | 10 | 10:14.237 | 25.476 | 59.741 | 81.467 | 83.762 |
| 6 | 85 | Adam Walker | Yamaha | R6 600 | 9 | 9:52.819 | 1 Lap | 1:03.797 | 75.969 | 78.436 |
| 7 | 303 | Stuart Bell | Suzuki | GSXR 600 | 8 | 9:37.694 | 2 Laps | 1:10.009 | 69.296 | 71.477 |
| Not classified | | | | | | | | | | |
| DNF | 321 | Dean Calloway | Yamaha | R6 600 | 5 | 5:21.654 | DNF | 1:01.082 | 77.785 | 81.923 |
| 9 | | | | | | | | | | |
| 1 | 10 | Mick Goodings | Honda | CBR RR 1000 | 10 | 9:22.922 | | 55.239 | 88.893 | 90.588 |
| 2 | 183 | Keith Pringle | BMW | S1000RR 1000 | 10 | 9:24.848 | 1.926 | 55.137 | 88.590 | 90.756 |
| 3 | 21 | Richard Gibson | Yamaha | R1 1000 | 10 | 9:27.189 | 4.267 | 55.577 | 88.225 | 90.037 |
| 4 | 24 | Sonnie Ferguson | Kawasaki | ZX10 1000 | 10 | 9:34.210 | 11.288 | 56.131 | 87.146 | 89.149 |
| 5 | 911 | Adam Sheriff | Yamaha | R6 600 | 10 | 9:46.157 | 23.235 | 57.462 | 85.370 | 87.084 |
| 6 | 241 | Andy Sellars | Suzuki | GSXR 1000 | 10 | 9:46.784 | 23.862 | 57.620 | 85.278 | 86.845 |
| 7 | 106 | Terje Joensen | Honda | CBR 1000 | 10 | 9:47.293 | 24.371 | 57.130 | 85.204 | 87.590 |
| 8 | 169 | Carlo Barbaro | Kawasaki | ZX10R 1000 | 10 | 9:55.012 | 32.090 | 58.181 | 84.099 | 86.007 |
| 9 | 2 | Anthony Kellett | Yamaha | R1 1000 | 10 | 9:58.956 | 36.034 | 58.707 | 83.545 | 85.237 |
| 10 | 43 | Stephen Degnan | Suzuki | GSXR 1000 | 10 | 10:05.595 | 42.673 | 59.009 | 82.629 | 84.801 |
| 11 | 20 | Tim Watson | Kawasaki | ZX10 1000 | 9 | 9:33.555 | 1 Lap | 1:01.650 | 78.521 | 81.168 |

| Margin of Victory | Avg. Speed | Best Lap Tm | Best Speed | Best Lap by |
|-------------------|------------|-------------|------------|---------------------|
| 1.926 | 88.893 | 55.137 | 90.756 | 183 - Keith Pringle |

Timekeeper:

Clerk Of Course:

Weather / Track : Cloudy / Dry

Results : www.sportstimingservices.com

Printed: 20/05/2012 16:14:16



Auto 66 Road Race Championships

Lapchart

Northern Senior & Rookies

Mallory Park 1.390 Miles

Race 17

20/05/2012 16:03

Race started at 16:03:23

| Competitors | Laps | | | | | | | | | | | |
|----------------------------|------|-----|-----|-----|-----|-----|-----|-----|-----|-----|-----|-----|
| | 0 | 1 | 2 | 3 | 4 | 5 | 6 | 7 | 8 | 9 | 10 | |
| Keith Pringle (183) | 1 | 183 | 10 | 21 | 21 | 10 | 10 | 10 | 10 | 10 | 10 | 10 |
| Richard Gibson (21) | 2 | 21 | 21 | 10 | 10 | 21 | 21 | 21 | 183 | 183 | 183 | 183 |
| Mick Goodings (10) | 3 | 10 | 911 | 183 | 183 | 183 | 183 | 183 | 21 | 21 | 21 | 21 |
| Sonnie Ferguson (24) | 4 | 24 | 24 | 24 | 24 | 24 | 24 | 24 | 24 | 24 | 24 | 24 |
| Adam Sheriff (911) | 5 | 911 | 183 | 911 | 911 | 911 | 911 | 911 | 911 | 911 | 911 | 911 |
| Terje Joensen (106) | 6 | 106 | 241 | 241 | 241 | 241 | 241 | 241 | 241 | 241 | 241 | 241 |
| Andy Sellars (241) | 7 | 241 | 169 | 169 | 106 | 106 | 106 | 106 | 106 | 106 | 106 | 106 |
| Carlo Barbaro (169) | 8 | 169 | 106 | 106 | 169 | 169 | 169 | 64 | 64 | 64 | 64 | 64 |
| Anthony Kellett (2) | 9 | 2 | 2 | 64 | 64 | 64 | 64 | 169 | 169 | 169 | 169 | 169 |
| Stephen Degnan (43) | 10 | 43 | 64 | 2 | 2 | 2 | 2 | 2 | 2 | 2 | 2 | 2 |
| Tim Watson (20) | 11 | 20 | 35 | 35 | 35 | 35 | 35 | 43 | 43 | 43 | 43 | 43 |
| Jonathan Anthony (35) | 12 | 35 | 43 | 43 | 43 | 43 | 43 | 35 | 35 | 35 | 35 | 35 |
| Steven Beale (83) | 13 | 83 | 69 | 69 | 83 | 83 | 83 | 83 | 83 | 83 | 83 | 69 |
| Christopher Hellewell (64) | 14 | 64 | 83 | 83 | 69 | 69 | 69 | 69 | 69 | 69 | 69 | 83 |
| Eddie Venn (101) | 15 | 101 | 101 | 101 | 101 | 101 | 101 | 101 | 101 | 101 | 101 | 101 |
| Dean Calloway (321) | 16 | 321 | 321 | 321 | 321 | 321 | 321 | 20 | 20 | 20 | 20 | 20 |
| Bradley Hill (69) | 17 | 69 | 20 | 20 | 20 | 20 | 20 | 85 | 85 | 85 | 85 | 85 |
| Adam Walker (85) | 18 | 85 | 85 | 85 | 85 | 85 | 85 | 303 | 303 | 303 | 303 | 303 |
| Stuart Bell (303) | 19 | 303 | 303 | 303 | 303 | 303 | 303 | 303 | 303 | 303 | 303 | 303 |

Timekeeper:

Clerk Of Course:

Weather / Track : Cloudy / Dry

Results : www.sportstimingservices.com



Auto 66 Road Race Championships

Northern Senior & Rookies

Mallory Park 1.390 Miles

Race 17

20/05/2012 16:03

Race started at 16:03:23

| Lap | Lap Tm | Diff | Time of Day |
|---------------------------|---------------|--------|--------------|
| (10) Mick Goodings | | | |
| 1 | 1:01.705 | +6.466 | 16:04:25.044 |
| 2 | 55.977 | +0.738 | 16:05:21.021 |
| 3 | 55.585 | +0.346 | 16:06:16.606 |
| 4 | 55.239 | | 16:07:11.845 |
| 5 | 55.720 | +0.481 | 16:08:07.565 |
| 6 | 55.352 | +0.113 | 16:09:02.917 |
| 7 | 55.731 | +0.492 | 16:09:58.648 |
| 8 | 55.864 | +0.625 | 16:10:54.512 |
| 9 | 55.926 | +0.687 | 16:11:50.438 |
| 10 | 55.717 | +0.478 | 16:12:46.155 |

| Lap | Lap Tm | Diff | Time of Day |
|----------------------------|---------------|--------|--------------|
| (183) Keith Pringle | | | |
| 1 | 1:04.554 | +9.417 | 16:04:27.787 |
| 2 | 56.759 | +1.622 | 16:05:24.546 |
| 3 | 55.326 | +0.189 | 16:06:19.872 |
| 4 | 55.644 | +0.507 | 16:07:15.516 |
| 5 | 55.389 | +0.252 | 16:08:10.905 |
| 6 | 55.249 | +0.112 | 16:09:06.154 |
| 7 | 55.504 | +0.367 | 16:10:01.658 |
| 8 | 55.137 | | 16:10:56.795 |
| 9 | 55.296 | +0.159 | 16:11:52.091 |
| 10 | 55.990 | +0.853 | 16:12:48.081 |

| Lap | Lap Tm | Diff | Time of Day |
|----------------------------|---------------|--------|--------------|
| (21) Richard Gibson | | | |
| 1 | 1:01.729 | +6.152 | 16:04:25.056 |
| 2 | 55.844 | +0.267 | 16:05:20.900 |
| 3 | 55.577 | | 16:06:16.477 |
| 4 | 55.943 | +0.366 | 16:07:12.420 |
| 5 | 56.929 | +1.352 | 16:08:09.349 |
| 6 | 55.926 | +0.349 | 16:09:05.275 |
| 7 | 56.461 | +0.884 | 16:10:01.736 |
| 8 | 55.941 | +0.364 | 16:10:57.677 |
| 9 | 56.050 | +0.473 | 16:11:53.727 |
| 10 | 56.695 | +1.118 | 16:12:50.422 |

| Lap | Lap Tm | Diff | Time of Day |
|-----------------------------|---------------|--------|--------------|
| (24) Sonnie Ferguson | | | |
| 1 | 1:04.181 | +8.050 | 16:04:27.574 |
| 2 | 57.114 | +0.983 | 16:05:24.688 |
| 3 | 56.131 | | 16:06:20.819 |
| 4 | 56.247 | +0.116 | 16:07:17.066 |
| 5 | 56.720 | +0.589 | 16:08:13.786 |
| 6 | 56.720 | +0.589 | 16:09:10.506 |
| 7 | 56.476 | +0.345 | 16:10:06.982 |
| 8 | 56.815 | +0.684 | 16:11:03.797 |
| 9 | 56.453 | +0.322 | 16:12:00.250 |
| 10 | 57.193 | +1.062 | 16:12:57.443 |

| Lap | Lap Tm | Diff | Time of Day |
|---------------------------|---------------|--------|--------------|
| (911) Adam Sheriff | | | |
| 1 | 1:01.176 | +3.714 | 16:04:27.521 |
| 2 | 58.032 | +0.570 | 16:05:25.553 |
| 3 | 57.462 | | 16:06:23.015 |
| 4 | 58.091 | +0.629 | 16:07:21.106 |
| 5 | 58.444 | +0.982 | 16:08:19.550 |
| 6 | 58.355 | +0.893 | 16:09:17.905 |
| 7 | 58.231 | +0.769 | 16:10:16.136 |
| 8 | 57.721 | +0.259 | 16:11:13.857 |
| 9 | 57.915 | +0.453 | 16:12:11.772 |
| 10 | 57.618 | +0.156 | 16:13:09.390 |

| Lap | Lap Tm | Diff | Time of Day |
|---------------------------|---------------|--------|--------------|
| (241) Andy Sellars | | | |
| 1 | 1:02.139 | +4.519 | 16:04:28.530 |
| 2 | 57.758 | +0.138 | 16:05:26.288 |
| 3 | 57.722 | +0.102 | 16:06:24.010 |
| 4 | 58.190 | +0.570 | 16:07:22.200 |
| 5 | 58.035 | +0.415 | 16:08:20.235 |
| 6 | 57.922 | +0.302 | 16:09:18.157 |
| 7 | 58.513 | +0.893 | 16:10:16.670 |
| 8 | 57.620 | | 16:11:14.290 |
| 9 | 57.922 | +0.302 | 16:12:12.212 |
| 10 | 57.805 | +0.185 | 16:13:10.017 |

| Lap | Lap Tm | Diff | Time of Day |
|----------------------------|---------------|--------|--------------|
| (106) Terje Joensen | | | |
| 1 | 1:03.060 | +5.930 | 16:04:29.432 |
| 2 | 58.503 | +1.373 | 16:05:27.935 |
| 3 | 58.184 | +1.054 | 16:06:26.119 |
| 4 | 57.375 | +0.245 | 16:07:23.494 |
| 5 | 57.399 | +0.269 | 16:08:20.893 |
| 6 | 57.900 | +0.770 | 16:09:18.793 |
| 7 | 58.673 | +1.543 | 16:10:17.466 |
| 8 | 57.130 | | 16:11:14.596 |
| 9 | 57.913 | +0.783 | 16:12:12.509 |
| 10 | 58.017 | +0.887 | 16:13:10.526 |

| Lap | Lap Tm | Diff | Time of Day |
|-----------------------------------|---------------|--------|--------------|
| (64) Christopher Hellewell | | | |
| 1 | 1:03.353 | +6.026 | 16:04:30.977 |
| 2 | 58.468 | +1.141 | 16:05:29.445 |
| 3 | 58.006 | +0.679 | 16:06:27.451 |
| 4 | 57.922 | +0.595 | 16:07:25.373 |
| 5 | 58.685 | +1.358 | 16:08:24.058 |
| 6 | 57.862 | +0.535 | 16:09:21.920 |
| 7 | 57.327 | | 16:10:19.247 |
| 8 | 57.396 | +0.069 | 16:11:16.643 |
| 9 | 57.532 | +0.205 | 16:12:14.175 |
| 10 | 57.819 | +0.492 | 16:13:11.994 |

| Lap | Lap Tm | Diff | Time of Day |
|----------------------------|---------------|--------|--------------|
| (169) Carlo Barbaro | | | |
| 1 | 1:02.609 | +4.428 | 16:04:29.156 |
| 2 | 58.492 | +0.311 | 16:05:27.648 |
| 3 | 59.300 | +1.119 | 16:06:26.948 |
| 4 | 58.181 | | 16:07:25.129 |
| 5 | 58.631 | +0.450 | 16:08:23.760 |
| 6 | 58.843 | +0.662 | 16:09:22.603 |
| 7 | 58.405 | +0.224 | 16:10:21.008 |
| 8 | 58.567 | +0.386 | 16:11:19.575 |
| 9 | 59.300 | +1.119 | 16:12:18.875 |
| 10 | 59.370 | +1.189 | 16:13:18.245 |

| Lap | Lap Tm | Diff | Time of Day |
|----------------------------|---------------|--------|--------------|
| (2) Anthony Kellett | | | |
| 1 | 1:03.641 | +4.934 | 16:04:30.467 |
| 2 | 59.883 | +1.176 | 16:05:30.350 |
| 3 | 58.707 | | 16:06:29.057 |
| 4 | 59.451 | +0.744 | 16:07:28.508 |
| 5 | 58.752 | +0.045 | 16:08:27.260 |
| 6 | 58.911 | +0.204 | 16:09:26.171 |
| 7 | 59.176 | +0.469 | 16:10:25.347 |
| 8 | 58.814 | +0.107 | 16:11:24.161 |
| 9 | 58.881 | +0.174 | 16:12:23.042 |
| 10 | 59.147 | +0.440 | 16:13:22.189 |

| Lap | Lap Tm | Diff | Time of Day |
|----------------------------|--------|------|-------------|
| (43) Stephen Degnan | | | |

| Lap | Lap Tm | Diff | Time of Day |
|------------------------------|---------------|--------|--------------|
| (35) Jonathan Anthony | | | |
| 1 | 1:05.170 | +6.161 | 16:04:32.307 |
| 2 | 59.494 | +0.485 | 16:05:31.801 |
| 3 | 59.983 | +0.974 | 16:06:31.784 |
| 4 | 59.533 | +0.524 | 16:07:31.317 |
| 5 | 59.372 | +0.363 | 16:08:30.689 |
| 6 | 59.628 | +0.619 | 16:09:30.317 |
| 7 | 59.938 | +0.929 | 16:10:30.255 |
| 8 | 59.715 | +0.706 | 16:11:29.970 |
| 9 | 59.009 | | 16:12:28.979 |
| 10 | 59.849 | +0.840 | 16:13:28.828 |

| Lap | Lap Tm | Diff | Time of Day |
|--------------------------|---------------|--------|--------------|
| (69) Bradley Hill | | | |
| 1 | 1:04.229 | +4.860 | 16:04:31.682 |
| 2 | 59.932 | +0.563 | 16:05:31.614 |
| 3 | 59.469 | +0.100 | 16:06:31.083 |
| 4 | 59.716 | +0.347 | 16:07:30.799 |
| 5 | 59.687 | +0.318 | 16:08:30.486 |
| 6 | 1:00.603 | +1.234 | 16:09:31.089 |
| 7 | 1:01.130 | +1.761 | 16:10:32.219 |
| 8 | 59.804 | +0.435 | 16:11:32.023 |
| 9 | 59.405 | +0.036 | 16:12:31.428 |
| 10 | 59.369 | | 16:13:30.797 |

| Lap | Lap Tm | Diff | Time of Day |
|--------------------------|---------------|--------|--------------|
| (83) Steven Beale | | | |
| 1 | 1:04.995 | +6.150 | 16:04:32.939 |
| 2 | 1:00.240 | +1.395 | 16:05:33.179 |
| 3 | 1:00.514 | +1.669 | 16:06:33.693 |
| 4 | 1:00.114 | +1.269 | 16:07:33.807 |
| 5 | 1:00.778 | +1.933 | 16:08:34.585 |
| 6 | 59.434 | +0.589 | 16:09:34.019 |
| 7 | 1:00.100 | +1.255 | 16:10:34.119 |
| 8 | 59.450 | +0.605 | 16:11:33.569 |
| 9 | 58.845 | | 16:12:32.414 |
| 10 | 59.269 | +0.424 | 16:13:31.683 |

| Lap | Lap Tm | Diff | Time of Day |
|-------------------------|---------------|--------|--------------|
| (101) Eddie Venn | | | |
| 1 | 1:06.279 | +7.292 | 16:04:33.862 |
| 2 | 1:00.070 | +1.073 | 16:05:33.932 |
| 3 | 58.997 | | 16:06:32.929 |
| 4 | 59.477 | +0.480 | 16:07:32.406 |
| 5 | 59.973 | +0.976 | 16:08:32.379 |
| 6 | 1:00.051 | +1.054 | 16:09:32.430 |
| 7 | 1:00.634 | +1.637 | 16:10:33.064 |
| 8 | 59.500 | +0.503 | 16:11:32.564 |
| 9 | 59.456 | +0.459 | 16:12:32.020 |
| 10 | 59.826 | +0.829 | 16:13:31.846 |

| Lap | Lap Tm | Diff | Time of Day |
|------------------------|---------------|--------|--------------|
| (20) Tim Watson | | | |
| 1 | 1:06.672 | +6.931 | 16:04:34.340 |
| 2 | 1:00.174 | +0.433 | 16:05:34.514 |
| 3 | 59.893 | +0.152 | 16:06:34.407 |
| 4 | 1:00.037 | +0.296 | 16:07:34.444 |
| 5 | 1:01.201 | +1.460 | 16:08:35.645 |
| 6 | 1:00.110 | +0.369 | 16:09:35.755 |
| 7 | 1:01.157 | +1.416 | 16:10:36.912 |
| 8 | 59.741 | | 16:11:36.653 |
| 9 | 1:00.138 | +0.397 | 16:12:36.791 |
| 10 | 1:00.679 | +0.938 | 16:13:37.470 |

Timekeeper:

Clerk Of Course:

Weather / Track : Cloudy / Dry

Results : www.sportstimingservices.com



Auto 66 Road Race Championships

Northern Senior & Rookies

Mallory Park 1.390 Miles

Race 17

20/05/2012 16:03

Race started at 16:03:23

| Lap | Lap Tm | Diff | Time of Day |
|-----|-----------------|--------|--------------|
| 2 | 1:02.927 | +1.277 | 16:05:38.816 |
| 3 | 1:02.637 | +0.987 | 16:06:41.453 |
| 4 | 1:01.650 | | 16:07:43.103 |
| 5 | 1:02.430 | +0.780 | 16:08:45.533 |
| 6 | 1:02.386 | +0.736 | 16:09:47.919 |
| 7 | 1:01.961 | +0.311 | 16:10:49.880 |
| 8 | 1:03.118 | +1.468 | 16:11:52.998 |
| 9 | 1:03.790 | +2.140 | 16:12:56.788 |

(85) Adam Walker

| | | | |
|---|-----------------|--------|--------------|
| 1 | 1:09.806 | +6.009 | 16:04:38.077 |
| 2 | 1:04.730 | +0.933 | 16:05:42.807 |
| 3 | 1:05.093 | +1.296 | 16:06:47.900 |
| 4 | 1:04.404 | +0.607 | 16:07:52.304 |
| 5 | 1:05.514 | +1.717 | 16:08:57.818 |
| 6 | 1:04.650 | +0.853 | 16:10:02.468 |
| 7 | 1:04.011 | +0.214 | 16:11:06.479 |
| 8 | 1:03.797 | | 16:12:10.276 |
| 9 | 1:05.776 | +1.979 | 16:13:16.052 |

(303) Stuart Bell

| | | | |
|---|-----------------|--------|--------------|
| 1 | 1:13.592 | +3.583 | 16:04:42.049 |
| 2 | 1:10.763 | +0.754 | 16:05:52.812 |
| 3 | 1:10.522 | +0.513 | 16:07:03.334 |
| 4 | 1:11.039 | +1.030 | 16:08:14.373 |
| 5 | 1:15.956 | +5.947 | 16:09:30.329 |
| 6 | 1:10.217 | +0.208 | 16:10:40.546 |
| 7 | 1:10.372 | +0.363 | 16:11:50.918 |
| 8 | 1:10.009 | | 16:13:00.927 |

(321) Dean Calloway

| | | | |
|---|-----------------|--------|--------------|
| 1 | 1:07.338 | +6.256 | 16:04:35.178 |
| 2 | 1:02.965 | +1.883 | 16:05:38.143 |
| 3 | 1:02.971 | +1.889 | 16:06:41.114 |
| 4 | 1:01.082 | | 16:07:42.196 |
| 5 | 1:02.691 | +1.609 | 16:08:44.887 |

| Lap | Lap Tm | Diff | Time of Day |
|-----|--------|------|-------------|
|-----|--------|------|-------------|

| Lap | Lap Tm | Diff | Time of Day |
|-----|--------|------|-------------|
|-----|--------|------|-------------|

Timekeeper:

Clerk Of Course:

Weather / Track : Cloudy / Dry

Results : www.sportstimingservices.com



Auto 66 Road Race Championships

Sorted on Laps

Northern Sidecar F600 & Open

Mallory Park 1.390 Miles

Race 3

20/05/2012 12:03

Race started at 12:03:15

| Pos | No. | Name | Bike | cc | Laps | Total Tm | Diff | Best Tm | Avg. Speed | Best Speed |
|-----|-----|-----------------------|------------|-------------|------|----------|----------|----------|------------|------------|
| 11 | | | | | | | | | | |
| 1 | 16 | Gibson / Hyde | Zircon | Suzuki 600 | 8 | 8:10.551 | | 59.083 | 81.606 | 84.694 |
| 2 | 5 | Coates / Gibson | Zircon | Suzuki 600 | 8 | 8:18.614 | 8.063 | 1:00.181 | 80.287 | 83.149 |
| 3 | 7 | Paylor / Paylor | Shelbourne | Honda 600 | 8 | 8:19.060 | 8.509 | 1:00.214 | 80.215 | 83.104 |
| 4 | 4 | Chandler / Schofield | Shelbourne | Yamaha 600 | 8 | 8:31.428 | 20.877 | 1:01.654 | 78.275 | 81.163 |
| 5 | 25 | Lowther / Lowther | Shelbourne | Honda 600 | 8 | 9:18.612 | 1:08.061 | 1:07.811 | 71.663 | 73.793 |
| 14 | | | | | | | | | | |
| 1 | 14 | Jones / Jones | Yamaha | TZ 350 | 8 | 8:50.441 | | 1:04.650 | 75.469 | 77.401 |
| 2 | 8 | Longshaw / Longbottom | Ireson | Banshee 350 | 8 | 8:58.442 | 8.001 | 1:03.966 | 74.348 | 78.229 |
| 3 | 29 | Noble / Hughes | Ham Yam | TZ 350 | 8 | 9:19.028 | 28.587 | 1:07.586 | 71.610 | 74.039 |
| 4 | 12 | Pearson / Pearson | Windle | Yamaha 350 | 7 | 8:26.450 | 1 Lap | 1:09.226 | 69.164 | 72.285 |
| 5 | 28 | Taylor / Taylor | Windle | TZ 350 | 7 | 9:42.782 | 1 Lap | 1:16.867 | 60.105 | 65.099 |
| 15 | | | | | | | | | | |
| 1 | 11 | Gallagher / Rooney | Derbyshire | Suzuki 1230 | 8 | 8:49.501 | | 1:04.068 | 75.603 | 78.105 |
| 2 | 181 | Tibbles / Alexander | Kawasaki | Z900 900 | 8 | 9:16.945 | 27.444 | 1:07.207 | 71.878 | 74.457 |
| 3 | 55 | Taylor / Breakell | Suzuki | GSX 1100 | 8 | 9:16.954 | 27.453 | 1:07.469 | 71.877 | 74.167 |

| Margin of Victory | Avg. Speed | Best Lap Tm | Best Speed | Best Lap by |
|-------------------|------------|-------------|------------|--------------------|
| 8.063 | 81.606 | 59.083 | 84.694 | 16 - Gibson / Hyde |

Timekeeper:

Clerk Of Course:

Weather / Track : Cloudy / Dry

Results : www.sportstimingservices.com

Printed: 20/05/2012 12:13:10



Auto 66 Road Race Championships

Lapchart

Northern Sidecar F600 & Open

Mallory Park 1.390 Miles

Race 3

20/05/2012 12:03

Race started at 12:03:15

Competitors

Laps

| | 0 | 1 | 2 | 3 | 4 | 5 | 6 | 7 | 8 |
|---------------------------|----|-----|-----|-----|-----|-----|-----|-----|-----|
| Coates / Gibson (5) | 1 | 5 | 16 | 16 | 16 | 16 | 16 | 16 | 16 |
| Gibson / Hyde (16) | 2 | 16 | 5 | 7 | 7 | 7 | 7 | 7 | 5 |
| Lowther / Lowther (25) | 3 | 25 | 7 | 5 | 5 | 5 | 5 | 5 | 7 |
| Paylor / Paylor (7) | 4 | 7 | 4 | 4 | 4 | 4 | 4 | 4 | 4 |
| Chandler / Schofield (4) | 5 | 4 | 11 | 11 | 11 | 11 | 11 | 11 | 14 |
| Gallagher / Rooney (11) | 6 | 11 | 25 | 14 | 14 | 14 | 14 | 14 | 11 |
| Tibbles / Alexander (181) | 7 | 181 | 14 | 55 | 55 | 55 | 8 | 8 | 8 |
| Taylor / Breakell (55) | 8 | 55 | 55 | 25 | 25 | 8 | 55 | 55 | 181 |
| Noble / Hughes (29) | 9 | 29 | 29 | 29 | 29 | 25 | 25 | 25 | 181 |
| Longshaw / Longbottom (8) | 10 | 8 | 8 | 181 | 181 | 29 | 29 | 29 | 25 |
| Jones / Jones (14) | 11 | 14 | 181 | 8 | 8 | 181 | 181 | 181 | 29 |
| Taylor / Taylor (28) | 12 | 28 | 12 | 12 | 12 | 12 | 12 | 12 | 12 |
| Pearson / Pearson (12) | 13 | 12 | 28 | 28 | 28 | 28 | 28 | 28 | 28 |

Timekeeper:

Clerk Of Course:

Weather / Track : Cloudy / Dry

Results : www.sportstimingservices.com



Auto 66 Road Race Championships

Northern Sidecar F600 & Open

Mallory Park 1.390 Miles

Race 3

20/05/2012 12:03

Race started at 12:03:15

| Lap | Lap Tm | Diff | Time of Day |
|---------------------------|---------------|--------|--------------|
| (16) Gibson / Hyde | | | |
| 1 | 1:06.148 | +7.065 | 12:04:21.187 |
| 2 | 59.130 | +0.047 | 12:05:20.317 |
| 3 | 59.110 | +0.027 | 12:06:19.427 |
| 4 | 59.083 | | 12:07:18.510 |
| 5 | 59.919 | +0.836 | 12:08:18.429 |
| 6 | 1:00.280 | +1.197 | 12:09:18.709 |
| 7 | 59.143 | +0.060 | 12:10:17.852 |
| 8 | 1:07.737 | +8.654 | 12:11:25.589 |

| Lap | Lap Tm | Diff | Time of Day |
|----------------------------|-----------------|--------|--------------|
| (5) Coates / Gibson | | | |
| 1 | 1:09.149 | +8.968 | 12:04:24.187 |
| 2 | 1:02.891 | +2.710 | 12:05:27.078 |
| 3 | 1:01.789 | +1.608 | 12:06:28.867 |
| 4 | 1:02.395 | +2.214 | 12:07:31.262 |
| 5 | 1:01.157 | +0.976 | 12:08:32.419 |
| 6 | 1:00.424 | +0.243 | 12:09:32.843 |
| 7 | 1:00.181 | | 12:10:33.024 |
| 8 | 1:00.628 | +0.447 | 12:11:33.652 |

| Lap | Lap Tm | Diff | Time of Day |
|----------------------------|-----------------|--------|--------------|
| (7) Paylor / Paylor | | | |
| 1 | 1:05.963 | +5.749 | 12:04:24.522 |
| 2 | 1:01.172 | +0.958 | 12:05:25.694 |
| 3 | 1:00.689 | +0.475 | 12:06:26.383 |
| 4 | 1:02.204 | +1.990 | 12:07:28.587 |
| 5 | 1:01.630 | +1.416 | 12:08:30.217 |
| 6 | 1:00.814 | +0.600 | 12:09:31.031 |
| 7 | 1:00.214 | | 12:10:31.245 |
| 8 | 1:02.853 | +2.639 | 12:11:34.098 |

| Lap | Lap Tm | Diff | Time of Day |
|---------------------------------|-----------------|--------|--------------|
| (4) Chandler / Schofield | | | |
| 1 | 1:06.221 | +4.567 | 12:04:25.189 |
| 2 | 1:02.275 | +0.621 | 12:05:27.464 |
| 3 | 1:01.654 | | 12:06:29.118 |
| 4 | 1:02.242 | +0.588 | 12:07:31.360 |
| 5 | 1:01.991 | +0.337 | 12:08:33.351 |
| 6 | 1:03.755 | +2.101 | 12:09:37.106 |
| 7 | 1:03.817 | +2.163 | 12:10:40.923 |
| 8 | 1:05.543 | +3.889 | 12:11:46.466 |

| Lap | Lap Tm | Diff | Time of Day |
|--------------------------------|-----------------|--------|--------------|
| (11) Gallagher / Rooney | | | |
| 1 | 1:06.559 | +2.491 | 12:04:25.940 |
| 2 | 1:04.071 | +0.003 | 12:05:30.011 |
| 3 | 1:04.444 | +0.376 | 12:06:34.455 |
| 4 | 1:05.983 | +1.915 | 12:07:40.438 |
| 5 | 1:08.068 | +4.000 | 12:08:48.506 |
| 6 | 1:06.195 | +2.127 | 12:09:54.701 |
| 7 | 1:05.770 | +1.702 | 12:11:00.471 |
| 8 | 1:04.068 | | 12:12:04.539 |

| Lap | Lap Tm | Diff | Time of Day |
|---------------------------|-----------------|--------|--------------|
| (14) Jones / Jones | | | |
| 1 | 1:08.384 | +3.734 | 12:04:29.678 |
| 2 | 1:05.764 | +1.114 | 12:05:35.442 |
| 3 | 1:04.702 | +0.052 | 12:06:40.144 |
| 4 | 1:04.951 | +0.301 | 12:07:45.095 |
| 5 | 1:04.650 | | 12:08:49.745 |
| 6 | 1:05.045 | +0.395 | 12:09:54.790 |
| 7 | 1:05.607 | +0.957 | 12:11:00.397 |
| 8 | 1:05.082 | +0.432 | 12:12:05.479 |

| Lap | Lap Tm | Diff | Time of Day |
|----------------------------------|-----------------|--------|--------------|
| (8) Longshaw / Longbottom | | | |
| 1 | 1:10.859 | +6.893 | 12:04:31.960 |
| 2 | 1:09.726 | +5.760 | 12:05:41.686 |
| 3 | 1:08.678 | +4.712 | 12:06:50.364 |
| 4 | 1:05.133 | +1.167 | 12:07:55.497 |
| 5 | 1:04.596 | +0.630 | 12:09:00.093 |
| 6 | 1:03.966 | | 12:10:04.059 |
| 7 | 1:04.071 | +0.105 | 12:11:08.130 |
| 8 | 1:05.350 | +1.384 | 12:12:13.480 |

| Lap | Lap Tm | Diff | Time of Day |
|----------------------------------|-----------------|--------|--------------|
| (181) Tibbles / Alexander | | | |
| 1 | 1:11.893 | +4.686 | 12:04:32.072 |
| 2 | 1:09.456 | +2.249 | 12:05:41.528 |
| 3 | 1:08.654 | +1.447 | 12:06:50.182 |
| 4 | 1:09.394 | +2.187 | 12:07:59.576 |
| 5 | 1:08.053 | +0.846 | 12:09:07.629 |
| 6 | 1:08.328 | +1.121 | 12:10:15.957 |
| 7 | 1:07.207 | | 12:11:23.164 |
| 8 | 1:08.819 | +1.612 | 12:12:31.983 |

| Lap | Lap Tm | Diff | Time of Day |
|-------------------------------|-----------------|--------|--------------|
| (55) Taylor / Breakell | | | |
| 1 | 1:09.707 | +2.238 | 12:04:29.888 |
| 2 | 1:09.463 | +1.994 | 12:05:39.351 |
| 3 | 1:07.778 | +0.309 | 12:06:47.129 |
| 4 | 1:08.051 | +0.582 | 12:07:55.180 |
| 5 | 1:07.469 | | 12:09:02.649 |
| 6 | 1:08.781 | +1.312 | 12:10:11.430 |
| 7 | 1:09.721 | +2.252 | 12:11:21.151 |
| 8 | 1:10.841 | +3.372 | 12:12:31.992 |

| Lap | Lap Tm | Diff | Time of Day |
|-------------------------------|-----------------|--------|--------------|
| (25) Lowther / Lowther | | | |
| 1 | 1:10.498 | +2.687 | 12:04:28.800 |
| 2 | 1:11.110 | +3.299 | 12:05:39.910 |
| 3 | 1:09.066 | +1.255 | 12:06:48.976 |
| 4 | 1:09.332 | +1.521 | 12:07:58.308 |
| 5 | 1:07.811 | | 12:09:06.119 |
| 6 | 1:08.152 | +0.341 | 12:10:14.271 |
| 7 | 1:10.216 | +2.405 | 12:11:24.487 |
| 8 | 1:09.163 | +1.352 | 12:12:33.650 |

| Lap | Lap Tm | Diff | Time of Day |
|----------------------------|-----------------|--------|--------------|
| (29) Noble / Hughes | | | |
| 1 | 1:09.915 | +2.329 | 12:04:30.887 |
| 2 | 1:10.349 | +2.763 | 12:05:41.236 |
| 3 | 1:08.435 | +0.849 | 12:06:49.671 |
| 4 | 1:09.651 | +2.065 | 12:07:59.322 |
| 5 | 1:07.586 | | 12:09:06.908 |
| 6 | 1:07.931 | +0.345 | 12:10:14.839 |
| 7 | 1:10.398 | +2.812 | 12:11:25.237 |
| 8 | 1:08.829 | +1.243 | 12:12:34.066 |

| Lap | Lap Tm | Diff | Time of Day |
|-------------------------------|-----------------|--------|--------------|
| (12) Pearson / Pearson | | | |
| 1 | 1:16.317 | +7.091 | 12:04:38.401 |
| 2 | 1:11.387 | +2.161 | 12:05:49.788 |
| 3 | 1:11.845 | +2.619 | 12:07:01.633 |
| 4 | 1:09.718 | +0.492 | 12:08:11.351 |
| 5 | 1:09.226 | | 12:09:20.577 |
| 6 | 1:09.582 | +0.356 | 12:10:30.159 |
| 7 | 1:11.329 | +2.103 | 12:11:41.488 |

| Lap | Lap Tm | Diff | Time of Day |
|-----------------------------|----------|--------|--------------|
| (28) Taylor / Taylor | | | |
| 1 | 1:18.284 | +1.417 | 12:04:39.936 |

Timekeeper:

Clerk Of Course:

Weather / Track : Cloudy / Dry

Results : www.sportstimingservices.com



Auto 66 Road Race Championships

Sorted on Laps

Northern Sidecar F600 & Open

Mallory Park 1.390 Miles

Race 10

20/05/2012 14:31

Race started at 14:31:42

| Pos | No. | Name | Bike | cc | Laps | Total Tm | Diff | Best Tm | Avg. Speed | Best Speed |
|----------------|-----|-----------------------|------------|-------------|------|----------|----------|----------|------------|------------|
| 11 | | | | | | | | | | |
| 1 | 16 | Gibson / Hyde | Zircon | Suzuki 600 | 8 | 8:11.856 | | 58.834 | 81.390 | 85.053 |
| 2 | 7 | Paylor / Paylor | Shelbourne | Honda 600 | 8 | 8:14.045 | 2.189 | 1:00.071 | 81.029 | 83.301 |
| 3 | 5 | Coates / Gibson | Zircon | Suzuki 600 | 8 | 8:14.677 | 2.821 | 1:00.010 | 80.926 | 83.386 |
| 4 | 4 | Chandler / Schofield | Shelbourne | Yamaha 600 | 8 | 8:32.934 | 21.078 | 1:00.921 | 78.045 | 82.139 |
| 5 | 25 | Lowther / Lowther | Shelbourne | Honda 600 | 8 | 9:15.686 | 1:03.830 | 1:07.959 | 72.041 | 73.633 |
| 14 | | | | | | | | | | |
| 1 | 14 | Jones / Jones | Yamaha | TZ 350 | 8 | 8:40.019 | | 1:02.722 | 76.982 | 79.781 |
| 2 | 6 | Heys / Garnish | Windle | Banshee 350 | 8 | 8:40.784 | 0.765 | 1:03.265 | 76.869 | 79.096 |
| 3 | 8 | Longshaw / Longbottom | Ireson | Banshee 350 | 8 | 8:48.893 | 8.874 | 1:03.939 | 75.690 | 78.262 |
| 4 | 29 | Noble / Hughes | Ham Yam | TZ 350 | 8 | 9:11.567 | 31.548 | 1:06.872 | 72.579 | 74.830 |
| 5 | 12 | Pearson / Pearson | Windle | Yamaha 350 | 8 | 9:20.406 | 40.387 | 1:08.046 | 71.434 | 73.538 |
| Not classified | | | | | | | | | | |
| DNF | 28 | Taylor / Taylor | Windle | TZ 350 | 2 | 2:36.261 | DNF | 1:13.789 | 64.047 | 67.815 |
| 15 | | | | | | | | | | |
| 1 | 55 | Taylor / Breakell | Suzuki | GSX 1100 | 8 | 9:10.473 | | 1:06.320 | 72.723 | 75.452 |
| 2 | 181 | Tibbles / Alexander | Kawasaki | Z900 900 | 8 | 9:16.789 | 6.316 | 1:07.788 | 71.898 | 73.818 |
| Not classified | | | | | | | | | | |
| DNF | 11 | Gallagher / Rooney | Derbyshire | Suzuki 1230 | 7 | 7:51.604 | DNF | 1:05.472 | 74.274 | 76.430 |

| Margin of Victory | Avg. Speed | Best Lap Tm | Best Speed | Best Lap by |
|-------------------|------------|-------------|------------|--------------------|
| 2.189 | 81.390 | 58.834 | 85.053 | 16 - Gibson / Hyde |

Timekeeper:

Clerk Of Course:

Weather / Track : Cloudy / Dry

Results : www.sportstimingservices.com

Printed: 20/05/2012 14:41:51



Auto 66 Road Race Championships

Lapchart

Northern Sidecar F600 & Open

Mallory Park 1.390 Miles

Race 10

20/05/2012 14:31

Race started at 14:31:42

Competitors

Laps

| | <u>0</u> | <u>1</u> | <u>2</u> | <u>3</u> | <u>4</u> | <u>5</u> | <u>6</u> | <u>7</u> | <u>8</u> |
|---------------------------|-----------|------------|------------|------------|------------|------------|------------|------------|------------|
| Coates / Gibson (5) | 1 | 5 | 5 | 5 | 5 | 16 | 16 | 16 | 16 |
| Gibson / Hyde (16) | 2 | 16 | 16 | 16 | 16 | 7 | 7 | 7 | 7 |
| Chandler / Schofield (4) | 3 | 4 | 7 | 4 | 4 | 7 | 5 | 5 | 5 |
| Paylor / Paylor (7) | 4 | 7 | 4 | 7 | 7 | 4 | 4 | 4 | 4 |
| Lowther / Lowther (25) | 5 | 25 | 14 | 14 | 14 | 14 | 14 | 14 | 14 |
| Longshaw / Longbottom (8) | 6 | 8 | 25 | 11 | 6 | 6 | 6 | 6 | 6 |
| Jones / Jones (14) | 7 | 14 | 11 | 6 | 11 | 11 | 11 | 8 | 8 |
| Noble / Hughes (29) | 8 | 29 | 6 | 25 | 8 | 8 | 8 | 11 | 11 |
| Gallagher / Rooney (11) | 9 | 11 | 29 | 8 | 25 | 55 | 55 | 55 | 29 |
| Heys / Garnish (6) | 10 | 6 | 8 | 29 | 55 | 25 | 29 | 29 | 25 |
| Pearson / Pearson (12) | 11 | 12 | 55 | 55 | 29 | 29 | 25 | 25 | 181 |
| Taylor / Taylor (28) | 12 | 28 | 181 | 181 | 181 | 181 | 181 | 181 | 12 |
| Taylor / Breakell (55) | 13 | 55 | 12 | 12 | 12 | 12 | 12 | 12 | 12 |
| Tibbles / Alexander (181) | 14 | 181 | 28 | 28 | | | | | |

Timekeeper:

Clerk Of Course:

Weather / Track : Cloudy / Dry

Results : www.sportstimingservices.com



Auto 66 Road Race Championships

Northern Sidecar F600 & Open

Mallory Park 1.390 Miles

Race 10

20/05/2012 14:31

Race started at 14:31:42

| Lap | Lap Tm | Diff | Time of Day |
|---------------------------|---------------|--------|--------------|
| (16) Gibson / Hyde | | | |
| 1 | 1:06.620 | +7.786 | 14:32:48.889 |
| 2 | 1:01.841 | +3.007 | 14:33:50.730 |
| 3 | 1:01.577 | +2.743 | 14:34:52.307 |
| 4 | 1:01.519 | +2.685 | 14:35:53.826 |
| 5 | 59.803 | +0.969 | 14:36:53.629 |
| 6 | 58.834 | | 14:37:52.463 |
| 7 | 59.525 | +0.691 | 14:38:51.988 |
| 8 | 1:02.106 | +3.272 | 14:39:54.094 |

| Lap | Lap Tm | Diff | Time of Day |
|----------------------------|-----------------|--------|--------------|
| (7) Paylor / Paylor | | | |
| 1 | 1:05.303 | +5.232 | 14:32:49.558 |
| 2 | 1:02.362 | +2.291 | 14:33:51.920 |
| 3 | 1:01.199 | +1.128 | 14:34:53.119 |
| 4 | 1:01.191 | +1.120 | 14:35:54.310 |
| 5 | 1:01.053 | +0.982 | 14:36:55.363 |
| 6 | 1:00.270 | +0.199 | 14:37:55.633 |
| 7 | 1:00.579 | +0.508 | 14:38:56.212 |
| 8 | 1:00.071 | | 14:39:56.283 |

| Lap | Lap Tm | Diff | Time of Day |
|----------------------------|-----------------|--------|--------------|
| (5) Coates / Gibson | | | |
| 1 | 1:06.527 | +6.517 | 14:32:48.765 |
| 2 | 1:01.838 | +1.828 | 14:33:50.603 |
| 3 | 1:01.585 | +1.575 | 14:34:52.188 |
| 4 | 1:01.415 | +1.405 | 14:35:53.603 |
| 5 | 1:02.306 | +2.296 | 14:36:55.909 |
| 6 | 1:00.648 | +0.638 | 14:37:56.557 |
| 7 | 1:00.348 | +0.338 | 14:38:56.905 |
| 8 | 1:00.010 | | 14:39:56.915 |

| Lap | Lap Tm | Diff | Time of Day |
|---------------------------------|-----------------|--------|--------------|
| (4) Chandler / Schofield | | | |
| 1 | 1:06.586 | +5.665 | 14:32:50.802 |
| 2 | 1:00.921 | | 14:33:51.723 |
| 3 | 1:01.334 | +0.413 | 14:34:53.057 |
| 4 | 1:02.838 | +1.917 | 14:35:55.895 |
| 5 | 1:03.002 | +2.081 | 14:36:58.897 |
| 6 | 1:03.580 | +2.659 | 14:38:02.477 |
| 7 | 1:06.420 | +5.499 | 14:39:08.897 |
| 8 | 1:06.275 | +5.354 | 14:40:15.172 |

| Lap | Lap Tm | Diff | Time of Day |
|---------------------------|-----------------|--------|--------------|
| (14) Jones / Jones | | | |
| 1 | 1:07.516 | +4.794 | 14:32:53.229 |
| 2 | 1:02.722 | | 14:33:55.951 |
| 3 | 1:04.238 | +1.516 | 14:35:00.189 |
| 4 | 1:04.687 | +1.965 | 14:36:04.876 |
| 5 | 1:04.746 | +2.024 | 14:37:09.622 |
| 6 | 1:03.893 | +1.171 | 14:38:13.515 |
| 7 | 1:04.402 | +1.680 | 14:39:17.917 |
| 8 | 1:04.340 | +1.618 | 14:40:22.257 |

| Lap | Lap Tm | Diff | Time of Day |
|---------------------------|-----------------|--------|--------------|
| (6) Heys / Garnish | | | |
| 1 | 1:08.624 | +5.359 | 14:32:55.055 |
| 2 | 1:05.457 | +2.192 | 14:34:00.512 |
| 3 | 1:04.607 | +1.342 | 14:35:05.119 |
| 4 | 1:03.763 | +0.498 | 14:36:08.882 |
| 5 | 1:03.957 | +0.692 | 14:37:12.839 |
| 6 | 1:03.265 | | 14:38:16.104 |
| 7 | 1:03.577 | +0.312 | 14:39:19.681 |
| 8 | 1:03.341 | +0.076 | 14:40:23.022 |

| Lap | Lap Tm | Diff | Time of Day |
|----------------------------------|-----------------|--------|--------------|
| (8) Longshaw / Longbottom | | | |
| 1 | 1:11.372 | +7.433 | 14:32:57.081 |
| 2 | 1:06.328 | +2.389 | 14:34:03.409 |
| 3 | 1:04.983 | +1.044 | 14:35:08.392 |
| 4 | 1:04.911 | +0.972 | 14:36:13.303 |
| 5 | 1:05.112 | +1.173 | 14:37:18.415 |
| 6 | 1:04.468 | +0.529 | 14:38:22.883 |
| 7 | 1:03.939 | | 14:39:26.822 |
| 8 | 1:04.309 | +0.370 | 14:40:31.131 |

| Lap | Lap Tm | Diff | Time of Day |
|-------------------------------|-----------------|--------|--------------|
| (55) Taylor / Breakell | | | |
| 1 | 1:11.368 | +5.048 | 14:32:58.502 |
| 2 | 1:06.320 | | 14:34:04.822 |
| 3 | 1:08.456 | +2.136 | 14:35:13.278 |
| 4 | 1:07.662 | +1.342 | 14:36:20.940 |
| 5 | 1:07.448 | +1.128 | 14:37:28.388 |
| 6 | 1:07.052 | +0.732 | 14:38:35.440 |
| 7 | 1:07.645 | +1.325 | 14:39:43.085 |
| 8 | 1:09.626 | +3.306 | 14:40:52.711 |


| Lap | Lap Tm | Diff | Time of Day |
|----------------------------|-----------------|--------|--------------|
| (29) Noble / Hughes | | | |
| 1 | 1:11.080 | +4.208 | 14:32:56.946 |
| 2 | 1:06.965 | +0.093 | 14:34:03.911 |
| 3 | 1:09.668 | +2.796 | 14:35:13.579 |
| 4 | 1:09.075 | +2.203 | 14:36:22.654 |
| 5 | 1:07.969 | +1.097 | 14:37:30.623 |
| 6 | 1:06.872 | | 14:38:37.495 |
| 7 | 1:07.830 | +0.958 | 14:39:45.325 |
| 8 | 1:08.480 | +1.608 | 14:40:53.805 |

| Lap | Lap Tm | Diff | Time of Day |
|-------------------------------|-----------------|--------|--------------|
| (25) Lowther / Lowther | | | |
| 1 | 1:09.767 | +1.808 | 14:32:54.530 |
| 2 | 1:08.293 | +0.334 | 14:34:02.823 |
| 3 | 1:09.712 | +1.753 | 14:35:12.535 |
| 4 | 1:09.441 | +1.482 | 14:36:21.976 |
| 5 | 1:09.950 | +1.991 | 14:37:31.926 |
| 6 | 1:09.012 | +1.053 | 14:38:40.938 |
| 7 | 1:07.959 | | 14:39:48.897 |
| 8 | 1:09.027 | +1.068 | 14:40:57.924 |

| Lap | Lap Tm | Diff | Time of Day |
|----------------------------------|-----------------|--------|--------------|
| (181) Tibbles / Alexander | | | |
| 1 | 1:12.239 | +4.451 | 14:32:59.589 |
| 2 | 1:07.788 | | 14:34:07.377 |
| 3 | 1:07.951 | +0.163 | 14:35:15.328 |
| 4 | 1:08.052 | +0.264 | 14:36:23.380 |
| 5 | 1:09.285 | +1.497 | 14:37:32.665 |
| 6 | 1:09.088 | +1.300 | 14:38:41.753 |
| 7 | 1:08.265 | +0.477 | 14:39:50.018 |
| 8 | 1:09.009 | +1.221 | 14:40:59.027 |

| Lap | Lap Tm | Diff | Time of Day |
|-------------------------------|-----------------|--------|--------------|
| (12) Pearson / Pearson | | | |
| 1 | 1:14.986 | +6.940 | 14:33:01.608 |
| 2 | 1:08.080 | +0.034 | 14:34:09.688 |
| 3 | 1:08.525 | +0.479 | 14:35:18.213 |
| 4 | 1:08.046 | | 14:36:26.259 |
| 5 | 1:09.373 | +1.327 | 14:37:35.632 |
| 6 | 1:09.507 | +1.461 | 14:38:45.139 |
| 7 | 1:08.631 | +0.585 | 14:39:53.770 |
| 8 | 1:08.874 | +0.828 | 14:41:02.644 |

| Lap | Lap Tm | Diff | Time of Day |
|--------------------------------|--------|------|-------------|
| (11) Gallagher / Rooney | | | |



Timekeeper:

Clerk Of Course:

Weather / Track : Cloudy / Dry

Results : www.sportstimingservices.com



Auto 66 Road Race Championships

Sorted on Laps

Northern Sidecar F600 & Open

Mallory Park 1.390 Miles

Race 18

20/05/2012 16:18

Race started at 16:18:58

| Pos | No. | Name | Bike | cc | Laps | Total Tm | Diff | Best Tm | Avg. Speed | Best Speed |
|----------------|-----|-----------------------|------------|-------------|------|-----------|--------|----------|------------|------------|
| 11 | | | | | | | | | | |
| 1 | 16 | Gibson / Hyde | Zircon | Suzuki 600 | 10 | 10:07.277 | | 58.887 | 82.401 | 84.976 |
| 2 | 5 | Coates / Gibson | Zircon | Suzuki 600 | 10 | 10:14.742 | 7.465 | 1:00.328 | 81.400 | 82.947 |
| 3 | 7 | Paylor / Paylor | Shelbourne | Honda 600 | 10 | 10:19.151 | 11.874 | 1:00.496 | 80.820 | 82.716 |
| 4 | 25 | Lowther / Lowther | Shelbourne | Honda 600 | 9 | 10:13.411 | 1 Lap | 1:06.528 | 73.419 | 75.216 |
| Not classified | | | | | | | | | | |
| DNF | 4 | Chandler / Schofield | Shelbourne | Yamaha 600 | 4 | 4:19.215 | DNF | 1:02.168 | 77.218 | 80.492 |
| 14 | | | | | | | | | | |
| 1 | 14 | Jones / Jones | Yamaha | TZ 350 | 10 | 10:46.132 | | 1:03.241 | 77.445 | 79.126 |
| 2 | 6 | Heys / Garnish | Windle | Banshee 350 | 10 | 10:46.268 | 0.136 | 1:03.313 | 77.429 | 79.036 |
| 3 | 8 | Longshaw / Longbottom | Ireson | Banshee 350 | 10 | 11:04.253 | 18.121 | 1:04.999 | 75.333 | 76.986 |
| 4 | 29 | Noble / Hughes | Ham Yam | TZ 350 | 9 | 10:14.701 | 1 Lap | 1:07.106 | 73.265 | 74.569 |
| 5 | 28 | Taylor / Taylor | Windle | TZ 350 | 9 | 11:21.203 | 1 Lap | 1:12.294 | 66.112 | 69.217 |
| Not classified | | | | | | | | | | |
| DNF | 12 | Pearson / Pearson | Windle | Yamaha 350 | 1 | 1:23.303 | DNF | 1:16.872 | 60.070 | 65.095 |
| 15 | | | | | | | | | | |
| 1 | 55 | Taylor / Breakell | Suzuki | GSX 1100 | 9 | 10:19.797 | | 1:06.997 | 72.663 | 74.690 |
| 2 | 181 | Tibbles / Alexander | Kawasaki | Z900 900 | 9 | 10:21.966 | 2.169 | 1:07.389 | 72.409 | 74.255 |

| Margin of Victory | Avg. Speed | Best Lap Tm | Best Speed | Best Lap by |
|-------------------|------------|-------------|------------|--------------------|
| 7.465 | 82.401 | 58.887 | 84.976 | 16 - Gibson / Hyde |

Timekeeper:

Clerk Of Course:

Weather / Track : Cloudy / Dry

Results : www.sportstiming.com



Auto 66 Road Race Championships

Lapchart

Northern Sidecar F600 & Open

Mallory Park 1.390 Miles

Race 18

20/05/2012 16:18

Race started at 16:18:58

Competitors

| | Laps | | | | | | | | | | |
|---------------------------|------|-----|-----|-----|-----|-----|-----|-----|-----|-----|-----|
| | 0 | 1 | 2 | 3 | 4 | 5 | 6 | 7 | 8 | 9 | 10 |
| Paylor / Paylor (7) | 1 | 7 | 16 | 16 | 16 | 16 | 16 | 16 | 16 | 16 | 16 |
| Gibson / Hyde (16) | 2 | 16 | 5 | 5 | 5 | 5 | 5 | 5 | 5 | 5 | 5 |
| Coates / Gibson (5) | 3 | 5 | 4 | 7 | 7 | 7 | 7 | 7 | 7 | 7 | 7 |
| Chandler / Schofield (4) | 4 | 4 | 7 | 6 | 4 | 4 | 6 | 6 | 6 | 6 | 14 |
| Lowther / Lowther (25) | 5 | 25 | 6 | 4 | 6 | 6 | 14 | 14 | 14 | 14 | 6 |
| Heys / Garnish (6) | 6 | 6 | 14 | 14 | 14 | 14 | 8 | 8 | 8 | 8 | 8 |
| Jones / Jones (14) | 7 | 14 | 25 | 25 | 8 | 8 | 25 | 25 | 25 | 25 | 25 |
| Noble / Hughes (29) | 8 | 29 | 29 | 8 | 25 | 25 | 29 | 29 | 29 | 29 | 29 |
| Longshaw / Longbottom (8) | 9 | 8 | 8 | 29 | 29 | 29 | 55 | 55 | 55 | 55 | 55 |
| Taylor / Breakell (55) | 10 | 55 | 181 | 181 | 55 | 55 | 181 | 181 | 181 | 181 | 181 |
| Tibbles / Alexander (181) | 11 | 181 | 55 | 55 | 181 | 181 | 28 | 28 | 28 | 28 | 28 |
| Taylor / Taylor (28) | 12 | 28 | 28 | 28 | 28 | 28 | | | | | |
| Pearson / Pearson (12) | 13 | 12 | 12 | | | | | | | | |

Timekeeper:

Clerk Of Course:

Weather / Track : Cloudy / Dry

Results : www.sportstimingservices.com



Auto 66 Road Race Championships

Northern Sidecar F600 & Open

Mallory Park 1.390 Miles

Race 18

20/05/2012 16:18

Race started at 16:18:58

| Lap | Lap Tm | Diff | Time of Day |
|---------------------------|---------------|--------|--------------|
| (16) Gibson / Hyde | | | |
| 1 | 1:04.679 | +5.792 | 16:20:02.963 |
| 2 | 59.443 | +0.556 | 16:21:02.406 |
| 3 | 58.949 | +0.062 | 16:22:01.355 |
| 4 | 58.887 | | 16:23:00.242 |
| 5 | 59.699 | +0.812 | 16:23:59.941 |
| 6 | 59.893 | +1.006 | 16:24:59.834 |
| 7 | 1:00.562 | +1.675 | 16:26:00.396 |
| 8 | 1:02.482 | +3.595 | 16:27:02.878 |
| 9 | 1:01.468 | +2.581 | 16:28:04.346 |
| 10 | 1:01.199 | +2.312 | 16:29:05.545 |

| | | | |
|----------------------------|-----------------|--------|--------------|
| (5) Coates / Gibson | | | |
| 1 | 1:04.844 | +4.516 | 16:20:04.488 |
| 2 | 1:00.515 | +0.187 | 16:21:05.003 |
| 3 | 1:00.487 | +0.159 | 16:22:05.490 |
| 4 | 1:00.328 | | 16:23:05.818 |
| 5 | 1:00.836 | +0.508 | 16:24:06.654 |
| 6 | 1:00.976 | +0.648 | 16:25:07.630 |
| 7 | 1:01.199 | +0.871 | 16:26:08.829 |
| 8 | 1:01.458 | +1.130 | 16:27:10.287 |
| 9 | 1:01.206 | +0.878 | 16:28:11.493 |
| 10 | 1:01.517 | +1.189 | 16:29:13.010 |

| | | | |
|----------------------------|-----------------|--------|--------------|
| (7) Paylor / Paylor | | | |
| 1 | 1:07.201 | +6.705 | 16:20:05.469 |
| 2 | 1:01.596 | +1.100 | 16:21:07.065 |
| 3 | 1:02.442 | +1.946 | 16:22:09.507 |
| 4 | 1:01.374 | +0.878 | 16:23:10.881 |
| 5 | 1:01.351 | +0.855 | 16:24:12.232 |
| 6 | 1:01.614 | +1.118 | 16:25:13.846 |
| 7 | 1:01.123 | +0.627 | 16:26:14.969 |
| 8 | 1:00.496 | | 16:27:15.465 |
| 9 | 1:00.797 | +0.301 | 16:28:16.262 |
| 10 | 1:01.157 | +0.661 | 16:29:17.419 |

| | | | |
|---------------------------|-----------------|--------|--------------|
| (14) Jones / Jones | | | |
| 1 | 1:07.428 | +4.187 | 16:20:08.810 |
| 2 | 1:04.173 | +0.932 | 16:21:12.983 |
| 3 | 1:03.596 | +0.355 | 16:22:16.579 |
| 4 | 1:03.241 | | 16:23:19.820 |
| 5 | 1:04.231 | +0.990 | 16:24:24.051 |
| 6 | 1:03.502 | +0.261 | 16:25:27.553 |
| 7 | 1:03.966 | +0.725 | 16:26:31.519 |
| 8 | 1:03.846 | +0.605 | 16:27:35.365 |
| 9 | 1:04.405 | +1.164 | 16:28:39.770 |
| 10 | 1:04.630 | +1.389 | 16:29:44.400 |

| | | | |
|---------------------------|-----------------|--------|--------------|
| (6) Heys / Garnish | | | |
| 1 | 1:06.232 | +2.919 | 16:20:07.416 |
| 2 | 1:03.313 | | 16:21:10.729 |
| 3 | 1:04.598 | +1.285 | 16:22:15.327 |
| 4 | 1:04.207 | +0.894 | 16:23:19.534 |
| 5 | 1:03.932 | +0.619 | 16:24:23.466 |
| 6 | 1:03.727 | +0.414 | 16:25:27.193 |
| 7 | 1:03.682 | +0.369 | 16:26:30.875 |
| 8 | 1:04.064 | +0.751 | 16:27:34.939 |
| 9 | 1:04.081 | +0.768 | 16:28:39.020 |
| 10 | 1:05.516 | +2.203 | 16:29:44.536 |

| | | | |
|----------------------------------|-----------------|--------|--------------|
| (8) Longshaw / Longbottom | | | |
| 1 | 1:11.290 | +6.291 | 16:20:13.137 |
| 2 | 1:05.796 | +0.797 | 16:21:18.933 |
| 3 | 1:05.683 | +0.684 | 16:22:24.616 |
| 4 | 1:05.072 | +0.073 | 16:23:29.688 |
| 5 | 1:05.689 | +0.690 | 16:24:35.377 |
| 6 | 1:04.999 | | 16:25:40.376 |
| 7 | 1:05.441 | +0.442 | 16:26:45.817 |
| 8 | 1:05.197 | +0.198 | 16:27:51.014 |
| 9 | 1:05.731 | +0.732 | 16:28:56.745 |
| 10 | 1:05.776 | +0.777 | 16:30:02.521 |

| | | | |
|-------------------------------|-----------------|--------|--------------|
| (25) Lowther / Lowther | | | |
| 1 | 1:10.699 | +4.171 | 16:20:11.037 |
| 2 | 1:07.346 | +0.818 | 16:21:18.383 |
| 3 | 1:07.502 | +0.974 | 16:22:25.885 |
| 4 | 1:06.528 | | 16:23:32.413 |
| 5 | 1:06.909 | +0.381 | 16:24:39.322 |
| 6 | 1:07.374 | +0.846 | 16:25:46.696 |
| 7 | 1:07.069 | +0.541 | 16:26:53.765 |
| 8 | 1:09.303 | +2.775 | 16:28:03.068 |
| 9 | 1:08.611 | +2.083 | 16:29:11.679 |

| | | | |
|----------------------------|-----------------|--------|--------------|
| (29) Noble / Hughes | | | |
| 1 | 1:10.828 | +3.722 | 16:20:12.478 |
| 2 | 1:07.788 | +0.682 | 16:21:20.266 |
| 3 | 1:07.347 | +0.241 | 16:22:27.613 |
| 4 | 1:07.308 | +0.202 | 16:23:34.921 |
| 5 | 1:08.281 | +1.175 | 16:24:43.202 |
| 6 | 1:07.182 | +0.076 | 16:25:50.384 |
| 7 | 1:07.106 | | 16:26:57.490 |
| 8 | 1:07.370 | +0.264 | 16:28:04.860 |
| 9 | 1:08.109 | +1.003 | 16:29:12.969 |

| | | | |
|-------------------------------|-----------------|--------|--------------|
| (55) Taylor / Breakell | | | |
| 1 | 1:12.298 | +5.301 | 16:20:14.375 |
| 2 | 1:06.997 | | 16:21:21.372 |
| 3 | 1:07.952 | +0.955 | 16:22:29.324 |
| 4 | 1:07.700 | +0.703 | 16:23:37.024 |
| 5 | 1:07.343 | +0.346 | 16:24:44.367 |
| 6 | 1:07.414 | +0.417 | 16:25:51.781 |
| 7 | 1:08.532 | +1.535 | 16:27:00.313 |
| 8 | 1:08.672 | +1.675 | 16:28:08.985 |
| 9 | 1:09.080 | +2.083 | 16:29:18.065 |

| | | | |
|----------------------------------|-----------------|--------|--------------|
| (181) Tibbles / Alexander | | | |
| 1 | 1:11.295 | +3.906 | 16:20:13.580 |
| 2 | 1:07.389 | | 16:21:20.969 |
| 3 | 1:09.367 | +1.978 | 16:22:30.336 |
| 4 | 1:08.729 | +1.340 | 16:23:39.065 |
| 5 | 1:08.406 | +1.017 | 16:24:47.471 |
| 6 | 1:07.964 | +0.575 | 16:25:55.435 |
| 7 | 1:08.118 | +0.729 | 16:27:03.553 |
| 8 | 1:07.956 | +0.567 | 16:28:11.509 |
| 9 | 1:08.725 | +1.336 | 16:29:20.234 |

| | | | |
|-----------------------------|-----------------|--------|--------------|
| (28) Taylor / Taylor | | | |
| 1 | 1:14.997 | +2.703 | 16:20:17.581 |
| 2 | 1:12.294 | | 16:21:29.875 |
| 3 | 1:14.057 | +1.763 | 16:22:43.932 |
| 4 | 1:18.059 | +5.765 | 16:24:01.991 |

| | | | |
|-----|----------|--------|--------------|
| Lap | Lap Tm | Diff | Time of Day |
| 5 | 1:17.321 | +5.027 | 16:25:19.312 |
| 6 | 1:14.830 | +2.536 | 16:26:34.142 |
| 7 | 1:15.248 | +2.954 | 16:27:49.390 |
| 8 | 1:14.750 | +2.456 | 16:29:04.140 |
| 9 | 1:15.331 | +3.037 | 16:30:19.471 |

| | | | |
|---------------------------------|-----------------|--------|--------------|
| (4) Chandler / Schofield | | | |
| 1 | 1:05.731 | +3.563 | 16:20:05.437 |
| 2 | 1:06.915 | +4.747 | 16:21:12.352 |
| 3 | 1:02.168 | | 16:22:14.520 |
| 4 | 1:02.963 | +0.795 | 16:23:17.483 |

| | | | |
|-------------------------------|-----------------|--|--------------|
| (12) Pearson / Pearson | | | |
| 1 | 1:16.872 | | 16:20:21.571 |

Timekeeper:

Clerk Of Course:

Weather / Track : Cloudy / Dry

Results : www.sportstimingservices.com



Auto 66 Road Race Championships

Sorted on Best Lap time

Practice

Mallory Park 1.390 Miles

125, 250 / 400

20/05/2012 09:59

Practice started at 9:59:54

| Pos | No. | Name | Bike | cc | Best Tm | Diff | Best Speed | In Lap | Avg. Speed |
|-----|-----|-----------------|----------|-------------|----------|--------|------------|--------|------------|
| 1 | 9 | Gavin Lupton | Honda | CBR 400 | 1:01.087 | | 81.916 | 2 | 60.576 |
| 2 | 66 | Paul Rogers | Kawasaki | ZXR 400 | 1:03.496 | 2.409 | 78.808 | 7 | 61.350 |
| 3 | 300 | Bob Farrington | Kawasaki | ZXR 400 | 1:04.168 | 3.081 | 77.983 | 9 | 67.906 |
| 4 | 97 | Daniel Booth | Suzuki | SV 650 | 1:04.354 | 3.267 | 77.757 | 8 | 60.027 |
| 5 | 3 | Sarah Boyes | Honda | RS 125 | 1:05.525 | 4.438 | 76.368 | 2 | 66.729 |
| 6 | 89 | Rob Miles | Suzuki | SV 650 | 1:06.093 | 5.006 | 75.711 | 8 | 66.803 |
| 7 | 183 | Keith Pringle | Ducati | F1R 804 | 1:06.930 | 5.843 | 74.765 | 3 | 66.107 |
| 8 | 32 | Jordan Papworth | Suzuki | SV 650 | 1:07.029 | 5.942 | 74.654 | 7 | 59.464 |
| 9 | 62 | Martin Atkinson | Triumph | Daytona 675 | 1:07.071 | 5.984 | 74.608 | 7 | 52.291 |
| 10 | 76 | Ali Foster | Kawasaki | ER 650 | 1:07.523 | 6.436 | 74.108 | 9 | 67.112 |
| 11 | 38 | Ian King | Yamaha | TZR 250 | 1:07.666 | 6.579 | 73.951 | 8 | 59.947 |
| 12 | 104 | John Cooke | Honda | RS 125 | 1:07.721 | 6.634 | 73.891 | 2 | 52.672 |
| 13 | 96 | Chris Smith | Honda | CB 500 | 1:07.933 | 6.846 | 73.661 | 9 | 66.943 |
| 14 | 65 | James Labdon | Honda | NC30 400 | 1:08.261 | 7.174 | 73.307 | 9 | 67.306 |
| 15 | 74 | Joe Thompson | Honda | RS 125 | 1:08.344 | 7.257 | 73.218 | 8 | 58.746 |
| 16 | 67 | Ken Dobson | Suzuki | SV 650 | 1:09.104 | 8.017 | 72.413 | 8 | 59.417 |
| 17 | 102 | Andrew Carling | Honda | CBR 600 | 1:15.575 | 14.488 | 66.212 | 6 | 46.169 |
| 18 | 39 | Chris Smith | Kawasaki | ZXR 400 | 1:15.771 | 14.684 | 66.041 | 2 | 38.588 |
| 19 | 103 | Jordan Carling | Suzuki | SV 650 | 1:23.447 | 22.360 | 59.966 | 1 | 27.430 |

Announcements

No. 46 - PLEASE PUT TRANSPONDER ON

Timekeeper:

Clerk Of Course:

Weather / Track : Cloudy / Dry

Results : www.sportstimingservices.com

Printed: 20/05/2012 10:17:28



Auto 66 Road Race Championships

Sorted on Best Lap time

Practice

Mallory Park 1.390 Miles

Over 600

20/05/2012 10:25

Practice started at 10:25:42

| Pos | No. | Name | Bike | cc | Best Tm | Diff | Best Speed | In Lap | Avg. Speed |
|-----|-----|-----------------------|----------|-------------|----------|--------|------------|--------|------------|
| 1 | 183 | Keith Pringle | BMW | S1000RR | 57.535 | | 86.973 | 9 | 71.277 |
| 2 | 10 | Mick Goodings | Honda | CBR RR 1000 | 57.867 | 0.332 | 86.474 | 3 | 73.999 |
| 3 | 212 | Pete Weston | Kawasaki | ZXR 600 | 58.213 | 0.678 | 85.960 | 3 | 74.284 |
| 4 | 57 | Robert Wilson | Kawasaki | ZX7R 750 | 58.696 | 1.161 | 85.253 | 6 | 72.151 |
| 5 | 24 | Sonnie Ferguson | Kawasaki | ZX10 1000 | 58.756 | 1.221 | 85.166 | 4 | 70.951 |
| 6 | 52 | James Cowton | Honda | CBR 600 | 59.049 | 1.514 | 84.743 | 8 | 70.067 |
| 7 | 64 | Christopher Hellewell | Yamaha | R6 600 | 59.190 | 1.655 | 84.541 | 8 | 71.708 |
| 8 | 21 | Richard Gibson | Yamaha | R1 1000 | 59.507 | 1.972 | 84.091 | 7 | 66.665 |
| 9 | 911 | Adam Sheriff | Yamaha | R6 600 | 1:00.080 | 2.545 | 83.289 | 5 | 70.788 |
| 10 | 27 | Adrian Harrison | Yamaha | R6 600 | 1:00.488 | 2.953 | 82.727 | 6 | 69.610 |
| 11 | 355 | Mark Ess | Yamaha | FZR 750 | 1:00.520 | 2.985 | 82.683 | 5 | 46.614 |
| 12 | 91 | James Neesom | Suzuki | GSXR 600 | 1:00.993 | 3.458 | 82.042 | 6 | 69.016 |
| 13 | 169 | Carlo Barbaro | Kawasaki | ZX10R 1000 | 1:01.000 | 3.465 | 82.033 | 8 | 70.096 |
| 14 | 83 | Steven Beale | Honda | CBR 600 | 1:01.176 | 3.641 | 81.797 | 9 | 69.129 |
| 15 | 106 | Terje Joensen | Honda | CBR 1000 | 1:01.278 | 3.743 | 81.661 | 8 | 64.640 |
| 16 | 14 | Stephen Cobbold | Yamaha | R6 600 | 1:01.409 | 3.874 | 81.486 | 9 | 69.048 |
| 17 | 241 | Andy Sellars | Suzuki | GSXR 1000 | 1:01.800 | 4.265 | 80.971 | 7 | 66.393 |
| 18 | 70 | Warwick French | Yamaha | R1 1000 | 1:02.034 | 4.499 | 80.665 | 6 | 65.166 |
| 19 | 51 | Rad Hughes | Yamaha | R6 599 | 1:02.162 | 4.627 | 80.499 | 8 | 64.115 |
| 20 | 107 | Duane Bliss | Triumph | Daytona 675 | 1:02.938 | 5.403 | 79.507 | 7 | 63.836 |
| 21 | 166 | Michael Hand | Honda | CBR 600 | 1:03.184 | 5.649 | 79.197 | 6 | 66.664 |
| 22 | 43 | Stephen Degnan | Suzuki | GSXR 1000 | 1:03.314 | 5.779 | 79.035 | 6 | 64.958 |
| 23 | 32 | Jordan Papworth | Suzuki | SV 650 | 1:03.425 | 5.890 | 78.896 | 6 | 60.726 |
| 24 | 101 | Eddie Venn | Honda | CBR 600 | 1:03.719 | 6.184 | 78.532 | 7 | 65.797 |
| 25 | 105 | Paul Wilson | Honda | CBR 600 | 1:03.914 | 6.379 | 78.293 | 8 | 62.267 |
| 26 | 69 | Bradley Hill | Honda | CBR 600 | 1:03.943 | 6.408 | 78.257 | 7 | 65.034 |
| 27 | 47 | John Tibbetts | Kawasaki | ER6 650 | 1:04.149 | 6.614 | 78.006 | 7 | 65.003 |
| 28 | 79 | James Want | Honda | CBR 600 | 1:04.327 | 6.792 | 77.790 | 7 | 63.546 |
| 29 | 8 | Rich Jennings | Kawasaki | ZX10R 1000 | 1:04.342 | 6.807 | 77.772 | 3 | 64.711 |
| 30 | 99 | Marc Coggon | Suzuki | K2 600 | 1:04.859 | 7.324 | 77.152 | 8 | 65.413 |
| 31 | 18 | Matthew Laws | Honda | CB 500 | 1:04.920 | 7.385 | 77.079 | 8 | 63.693 |
| 32 | 20 | Tim Watson | | | 1:04.946 | 7.411 | 77.049 | 8 | 62.604 |
| 33 | 85 | Adam Walker | Yamaha | R6 600 | 1:07.509 | 9.974 | 74.123 | 7 | 61.875 |
| 34 | 86 | Rick Saville | Honda | CBR 600 | 1:07.592 | 10.057 | 74.032 | 6 | 60.500 |
| 35 | 321 | Dean Galloway | | | 1:08.508 | 10.973 | 73.043 | 7 | 58.859 |
| 36 | 62 | Martin Atkinson | Triumph | Daytona 675 | 1:08.680 | 11.145 | 72.860 | 3 | 48.679 |
| 37 | 303 | Stuart Bell | Suzuki | GSXR 600 | 1:19.284 | 21.749 | 63.115 | 1 | 44.057 |

Announcements

No.35 - PLEASE PUT TRANSPONDER ON

Timekeeper:

Clerk Of Course:

Weather / Track : Cloudy / Dry

Results : www.sportstimingservices.com

Printed: 20/05/2012 10:38:27



Auto 66 Road Race Championships

Sorted on Best Lap time

Practice

Mallory Park 1.390 Miles

Over 600 prt 2

20/05/2012 10:52

Practice started at 10:52:44

| Pos | No. | Name | Bike | cc | Best Tm | Diff | Best Speed | In Lap | Avg. Speed |
|-----|-----|-----------------------|----------|-------------|----------|-------|------------|--------|------------|
| 1 | 10 | Mick Goodings | Honda | CBR RR 1000 | 55.723 | | 89.801 | 6 | 76.303 |
| 2 | 64 | Christopher Hellewell | Yamaha | R6 600 | 57.287 | 1.564 | 87.350 | 8 | 70.865 |
| 3 | 169 | Carlo Barbaro | Kawasaki | ZX10R 1000 | 57.955 | 2.232 | 86.343 | 8 | 72.545 |
| 4 | 106 | Terje Joensen | Honda | CBR 1000 | 58.215 | 2.492 | 85.957 | 9 | 73.230 |
| 5 | 911 | Adam Sheriff | Yamaha | R1 1000 | 58.498 | 2.775 | 85.541 | 7 | 72.479 |
| 6 | 91 | James Neesom | Suzuki | GSXR 600 | 59.138 | 3.415 | 84.616 | 4 | 73.367 |
| 7 | 2 | Anthony Kellett | | | 59.283 | 3.560 | 84.409 | 3 | 65.854 |
| 8 | 70 | Warwick French | Yamaha | R1 1000 | 59.593 | 3.870 | 83.970 | 4 | 68.018 |
| 9 | 241 | Andy Sellars | Suzuki | GSXR 1000 | 59.684 | 3.961 | 83.842 | 7 | 63.649 |
| 10 | 14 | Stephen Cobbold | Honda | CBR 1000 | 59.790 | 4.067 | 83.693 | 9 | 72.879 |
| 11 | 43 | Stephen Degnan | Suzuki | GSXR 1000 | 1:00.597 | 4.874 | 82.578 | 6 | 69.171 |
| 12 | 99 | Marc Coggon | Suzuki | K2 600 | 1:02.597 | 6.874 | 79.940 | 4 | 67.729 |

Timekeeper:

Clerk Of Course:

Weather / Track : Cloudy / Dry

Results : www.sportstimingservices.com

Printed: 20/05/2012 11:03:45



Auto 66 Road Race Championships

Sorted on Best Lap time

Practice

Mallory Park 1.390 Miles

Sidecar

20/05/2012 10:39

Practice started at 10:39:23

| Pos | No. | Name | Bike | cc | Best Tm | Diff | Best Speed | In Lap | Avg. Speed |
|-----|-----|-----------------------|------------|-------------|----------|--------|------------|--------|------------|
| 1 | 16 | Gibson / Hyde | Zircon | Suzuki 600 | 59.657 | | 83.880 | 8 | 69.149 |
| 2 | 5 | Coates / Gibson | Zircon | Suzuki 600 | 1:01.407 | 1.750 | 81.489 | 4 | 67.055 |
| 3 | 7 | Paylor / Paylor | Shelbourne | Honda 600 | 1:02.215 | 2.558 | 80.431 | 7 | 63.388 |
| 4 | 11 | Gallagher / Rooney | Derbyshire | Suzuki 1230 | 1:04.227 | 4.570 | 77.911 | 3 | 60.788 |
| 5 | 4 | Chandler / Schofield | Shelbourne | Yamaha 600 | 1:04.478 | 4.821 | 77.608 | 4 | 63.948 |
| 6 | 8 | Longshaw / Longbottom | Ireson | Banshee 350 | 1:05.048 | 5.391 | 76.928 | 2 | 56.722 |
| 7 | 6 | Heys / Garnish | Windle | Banshee 350 | 1:07.511 | 7.854 | 74.121 | 3 | 51.647 |
| 8 | 181 | Tibbles / Alexander | Kawasaki | Z900 900 | 1:09.708 | 10.051 | 71.785 | 5 | 56.172 |
| 9 | 25 | Lowther / Lowther | Shelbourne | Honda 600 | 1:10.637 | 10.980 | 70.841 | 5 | 58.998 |
| 10 | 29 | Noble / Hughes | Ham Yam | TZ 350 | 1:11.725 | 12.068 | 69.766 | 4 | 58.753 |
| 11 | 12 | Pearson / Pearson | Windle | Yamaha 350 | 1:14.443 | 14.786 | 67.219 | 1 | 37.120 |
| 12 | 55 | Taylor / Breakell | Suzuki | GSX 1100 | 1:15.182 | 15.525 | 66.558 | 3 | 48.371 |
| 13 | 28 | Taylor / Taylor | Windle | TZ 350 | 1:22.445 | 22.788 | 60.695 | 3 | 27.698 |

Announcements

No.14 - PLEASE PUT TRANSPONDER ON

Timekeeper:

Clerk Of Course:

Weather / Track : Cloudy / Dry

Results : www.sportstimingservices.com

Printed: 20/05/2012 10:51:28