



Barry Sheene Road Race Festival

Olivers Mount

24th June 2012





Barry Sheene Road Race Festival

Sorted on Best Lap time

350 Syd Barnett & 250 Red Rose Trophies

Olivers Mount 2.430 Miles

Free Practice

24/06/2012 09:28

Practice started at 9:28:26

Pos	No.	Name	Bike	cc	Best Tm	In Lap	Diff	Best Speed	Avg. Speed
1	6	Paul Coward	Fenna	Honda K4 350	2:31.012	4		57.929	47.675
2	60	Gary Jamison	Honda	K4 350	2:36.981	2	5.969	55.726	46.257
3	22	Grant Sellars	Manx	Norton 348	2:41.658	4	10.646	54.114	46.035
4	55	Ben Cole	Honda	K4 350	2:42.322	3	11.310	53.893	44.922
5	48	Jeff Ward	Carbutt Suzuk	T 20 249	2:46.099	3	15.087	52.667	44.423
6	20	Peter Wakefield	Suzuki	T20 250	2:46.712	4	15.700	52.474	42.410
7	84	Ted Fenwick	Ducati	250	2:57.180	4	26.168	49.374	42.058
8	59	David Hebb	Norton	Manx 348	3:02.293	2	31.281	47.989	41.369
9	57	Jack Scrivener	Greeves	Silverstone 246	3:02.391	2	31.379	47.963	39.442
10	16	Darin Mills	Suzuki	T20 249	3:02.584	4	31.572	47.912	40.503
11	4	Bill Robertson	Suzuki	T20 247	3:08.530	2	37.518	46.401	36.745
12	27	Chris Barratt	Yamaha	TZ 350	3:09.265	1	38.253	46.221	30.382
13	79	Cathal Whelan	Honda	350		0		-	-

Timekeeper:

Race Director:

Weather/Track: Rain / Wet / 12°C

Results - www.sportstimingservices.com

Printed: 24/06/2012 09:52:36



Barry Sheene Road Race Festival

Sorted on Best Lap time

350 Syd Barnett & 250 Red Rose Trophies

Olivers Mount 2.430 Miles

Timed Qualifying

24/06/2012 10:48

Practice started at 10:48:29

Pos	No.	Name	Bike	cc	Best Tm	In Lap	Diff	Best Speed	Avg. Speed
1	6	Paul Coward	Fenna	Honda K4 350	2:26.413	3		59.749	36.055
2	20	Peter Wakefield	Suzuki	T20 250	2:27.934	4	1.521	59.134	47.251
3	60	Gary Jamison	Honda	K4 350	2:28.358	4	1.945	58.965	47.513
4	27	Chris Barratt	Yamaha	TZ 350	2:29.541	3	3.128	58.499	47.316
5	55	Ben Cole	Honda	K4 350	2:31.199	3	4.786	57.858	46.224
6	4	Bill Robertson	Suzuki	T20 247	2:37.609	1	11.196	55.504	20.151
7	22	Grant Sellars	Manx	Norton 348	2:37.613	3	11.200	55.503	34.893
8	48	Jeff Ward	Carbutt Suzuk	T 20 249	2:37.725	3	11.312	55.464	34.719
9	59	David Hebb	Norton	Manx 348	2:37.733	4	11.320	55.461	46.252
10	54	Alan Davies	Honda	K4 350	2:40.539	3	14.126	54.491	33.502
11	57	Jack Scrivener	Greeves	Silverstone 246	2:41.715	3	15.302	54.095	44.697
12	84	Ted Fenwick	Ducati	250	2:45.083	2	18.670	52.992	44.685
13	16	Darin Mills	Suzuki	T20 249	2:47.569	3	21.156	52.205	44.113
14	79	Cathal Whelan	Honda	350		0		-	-

Announcements

NO Transponder - No 54 - FIT to be shown in future results

Timekeeper:

Race Director:

Weather/Track: Cloudy / Damp / 13°C

Results - www.sportstimingservices.com

Printed: 24/06/2012 11:03:06



Barry Sheene Road Race Festival

Sorted on Laps

350 Syd Barnett & 250 Red Rose Trophies

Olivers Mount 2.430 Miles

Race 1 - 1st Leg

24/06/2012 12:36

Race started at 12:36:17

Pos	No.	Name	Bike	cc	Laps	Total Tm	Diff	Best Tm	In Lap	Avg. Speed	Best Speed
1											
1	20	Peter Wakefield	Suzuki	T20 250	6	14:15.827		2:18.917	6	61.330	62.973
2	4	Bill Robertson	Suzuki	T20 247	6	14:54.920	39.093	2:25.570	6	58.651	60.095
3	48	Jeff Ward	Carbutt Suzuki	T 20 249	6	15:20.665	1:04.838	2:27.362	5	57.011	59.364
4	84	Ted Fenwick	Ducati	250	6	15:29.544	1:13.717	2:32.065	6	56.466	57.528
5	57	Jack Scrivener	Greeves	Silverstone 246	6	16:01.080	1:45.253	2:35.893	4	54.614	56.115
6	16	Darin Mills	Suzuki	T20 249	6	16:59.049	2:43.222	2:44.001	1	51.507	53.341
2											
1	60	Gary Jamison	Honda	K4 350	6	14:18.328		2:21.374	5	61.151	61.878
2	55	Ben Cole	Honda	K4 350	6	14:40.401	22.073	2:22.515	3	59.618	61.383
3	59	David Hebb	Norton	Manx 348	6	14:55.390	37.062	2:23.293	6	58.620	61.050
4	22	Grant Sellars	Manx	Norton 348	6	14:56.469	38.141	2:24.906	5	58.550	60.370
5	79	Cathal Whelan	Honda	350	6	15:28.482	1:10.154	2:32.387	6	56.531	57.406
6	54	Alan Davies	Honda	K4 350	6	15:41.769	1:23.441	2:34.442	1	55.733	56.643
Not classified											
DNF	6	Paul Coward	Fenna	Honda K4 350	1	2:18.190	DNF	2:18.190	1	63.304	63.304

Announcements

** No 54 - Fit transponder for next race or you will not be shown in results**

Margin of Victory	Avg. Speed	Best Lap Tm	Best Speed	Best Lap by
2.501	61.330	2:18.917	62.973	20 - Peter Wakefield

Timekeeper:

Orbits

Race Director:

www.amb-it.com

Weather/Track: Cloudy / Damp / 13°C

www.mylaps.com

Results - www.sportstiming.com

Licensed to: Sports Timing Services

Printed: 24/06/2012 12:57:36



Barry Sheene Road Race Festival

Lapchart


350 Syd Barnett & 250 Red Rose Trophies

Olivers Mount 2.430 Miles

Race 1 - 1st Leg

24/06/2012 12:36

Race started at 12:36:17



Competitors	Laps							
	0	1	2	3	4	5	6	
Paul Coward (6)	1	6	6	60	60	60	60	20
Gary Jamison (60)	2	60	60	55	55	20	20	60
Ben Cole (55)	3	55	55	20	20	55	55	55
David Hebb (59)	4	59	20	4	4	4	4	4
Cathal Whelan (79)	5	79	4	48	22	59	22	59
Grant Sellars (22)	6	22	54	59	59	22	59	22
Jeff Ward (48)	7	48	59	22	79	48	48	48
Peter Wakefield (20)	8	20	48	54	48	79	79	79
Alan Davies (54)	9	54	79	79	54	84	84	84
Bill Robertson (4)	10	4	22	84	84	54	54	54
Darin Mills (16)	11	16	84	57	57	57	57	57
Ted Fenwick (84)	12	84	16	16	16	16	16	16
Jack Scrivener (57)	13	57	57					

Timekeeper:

Race Director:

Weather/Track: Cloudy / Damp / 13°C

Results - www.sportstimingservices.com

Printed: 24/06/2012 13:45:26



Barry Sheene Road Race Festival

350 Syd Barnett & 250 Red Rose Trophies

Olivers Mount 2.430 Miles

Race 1 - 1st Leg

24/06/2012 12:36

Race started at 12:36:17

Lap	Time of Day	Lap Tm	S1 Tm	S2 Tm
(20) Peter Wakefield				
1	12:38:46.715	2:28.135	1:33.683	54.452
2	12:41:10.079	2:23.364	1:28.443	54.921
3	12:43:32.740	2:22.661	1:28.339	54.322
4	12:45:53.706	2:20.966	1:27.293	53.673
5	12:48:14.032	2:20.326	1:26.636	53.690
6	12:50:32.949	2:18.917	1:25.854	53.063

(60) Gary Jamison				
1	12:38:42.502	2:25.368	1:30.993	54.375
2	12:41:05.230	2:22.728	1:28.547	54.181
3	12:43:28.988	2:23.758	1:29.648	54.110
4	12:45:51.964	2:22.976	1:28.925	54.051
5	12:48:13.338	2:21.374	1:27.719	53.655
6	12:50:35.450	2:22.112	1:27.921	54.191

(55) Ben Cole				
1	12:38:44.995	2:27.788	1:32.320	55.468
2	12:41:09.045	2:24.050	1:29.158	54.892
3	12:43:31.560	2:22.515	1:28.164	54.351
4	12:45:57.579	2:26.019	1:29.735	56.284
5	12:48:27.144	2:29.565	1:31.310	58.255
6	12:50:57.523	2:30.379	1:32.317	58.062

(4) Bill Robertson				
1	12:38:52.625	2:33.784	1:36.780	57.004
2	12:41:23.036	2:30.411	1:32.919	57.492
3	12:43:50.665	2:27.629	1:31.247	56.382
4	12:46:18.312	2:27.647	1:30.884	56.763
5	12:48:46.472	2:28.160	1:32.015	56.145
6	12:51:12.042	2:25.570	1:30.282	55.288

(59) David Hebb				
1	12:38:53.835	2:36.128	1:38.268	57.860
2	12:41:26.542	2:32.707	1:35.292	57.415
3	12:43:55.824	2:29.282	1:33.663	55.619
4	12:46:23.046	2:27.222	1:31.129	56.093
5	12:48:49.219	2:26.173	1:30.930	55.243
6	12:51:12.512	2:23.293	1:29.279	54.014

(22) Grant Sellars				
1	12:38:56.974	2:38.785	1:38.619	1:00.166
2	12:41:26.997	2:30.023	1:32.705	57.318
3	12:43:55.390	2:28.393	1:32.472	55.921
4	12:46:23.544	2:28.154	1:32.095	56.059
5	12:48:48.450	2:24.906	1:29.665	55.241
6	12:51:13.591	2:25.141	1:29.548	55.593

(48) Jeff Ward				
1	12:38:54.316	2:35.907	1:38.076	57.831
2	12:41:23.453	2:29.137	1:32.473	56.664
3	12:44:04.547	2:41.094	1:43.130	57.964
4	12:46:33.201	2:28.654	1:31.563	57.091
5	12:49:00.563	2:27.362	1:31.153	56.209
6	12:51:37.787	2:37.224	1:38.827	58.397

(79) Cathal Whelan				
1	12:38:54.730	2:36.672	1:39.031	57.641
2	12:41:29.429	2:34.699	1:35.614	59.085
3	12:44:03.936	2:34.507	1:36.434	58.073
4	12:46:39.966	2:36.030	1:36.911	59.119
5	12:49:13.217	2:33.251	1:34.633	58.618
6	12:51:45.604	2:32.387	1:34.273	58.114

(84) Ted Fenwick				
-------------------------	--	--	--	--

Lap	Time of Day	Lap Tm	S1 Tm	S2 Tm
1	12:38:58.401	2:39.238	1:40.005	59.233
2	12:41:32.175	2:33.774	1:35.140	58.634
3	12:44:06.642	2:34.467	1:35.341	59.126
4	12:46:41.493	2:34.851	1:36.554	58.297
5	12:49:14.601	2:33.108	1:34.542	58.566
6	12:51:46.666	2:32.065	1:34.065	58.000

(54) Alan Davies				
1	12:38:53.151	2:34.442		
2	12:41:28.823	2:35.672		
3	12:44:05.773	2:36.950		
4	12:46:41.955	2:36.182		
5	12:49:18.788	2:36.833		
6	12:51:58.891	2:40.103		

(57) Jack Scrivener				
1	12:39:13.078	2:46.785	1:47.712	59.073
2	12:41:50.428	2:37.350	1:37.991	59.359
3	12:44:26.523	2:36.095	1:36.710	59.385
4	12:47:02.416	2:35.893	1:36.455	59.438
5	12:49:40.496	2:38.080	1:38.078	1:00.002
6	12:52:18.202	2:37.706	1:37.889	59.817

(16) Darin Mills				
1	12:39:03.124	2:44.001	1:41.806	1:02.195
2	12:41:59.427	2:56.303	1:47.627	1:08.676
3	12:44:48.829	2:49.402	1:43.471	1:05.931
4	12:47:41.442	2:52.613	1:46.229	1:06.384
5	12:50:27.524	2:46.082	1:42.089	1:03.993
6	12:53:16.171	2:48.647	1:44.141	1:04.506

(6) Paul Coward				
1	12:38:35.312	2:18.190	1:29.815	48.375

Timekeeper:

Race Director:

Weather/Track: Cloudy / Damp / 13°C

Results - www.sportstimingservices.com

Printed: 24/06/2012 13:46:31



Barry Sheene Road Race Festival

Sorted on Laps

350 Syd Barnett & 250 Red Rose Trophies

Olivers Mount 2.430 Miles

Race 7 - 2nd Leg

24/06/2012 16:48

Race started at 16:48:32

Pos	No.	Name	Bike	cc	Laps	Total Tm	Diff	Best Tm	In Lap	Avg. Speed	Best Speed
1											
1	20	Peter Wakefield	Suzuki	T20 250	6	16:17.172		2:39.280	4	53.714	54.922
2	48	Jeff Ward	Carbutt Suzuk	T 20 249	6	16:24.182	7.010	2:40.301	5	53.332	54.572
2											
1	60	Gary Jamison	Honda	K4 350	6	15:27.414		2:31.031	3	56.596	57.922
2	55	Ben Cole	Honda	K4 350	6	16:07.818	40.404	2:34.702	2	54.233	56.547
3	22	Grant Sellars	Manx	Norton 348	6	16:15.626	48.212	2:40.594	3	53.799	54.473
4	79	Cathal Whelan	Honda	350	6	16:43.369	1:15.955	2:39.970	2	52.312	54.685
5	59	David Hebb	Norton	Manx 348	6	17:17.749	1:50.335	2:49.553	5	50.579	51.594
6	54	Alan Davies	Honda	K4 350	6	17:19.547	1:52.133	2:49.154	2	50.491	51.716

Margin of Victory	Avg. Speed	Best Lap Tm	Best Spd	Best Lap by
40.404	56.596	2:31.031	57.922	60 - Gary Jamison

Timekeeper:

Race Director:

Weather/Track: Rain / Wet / 12°C

Results - www.sportstiming.com

Printed: 24/06/2012 17:06:16



Barry Sheene Road Race Festival

Lapchart


350 Syd Barnett & 250 Red Rose Trophies

Olivers Mount 2.430 Miles

Race 7 - 2nd Leg

24/06/2012 16:48

Race started at 16:48:32



Competitors	Laps							
	0	1	2	3	4	5	6	
Ben Cole (55)	1	55	60	60	60	60	60	60
Gary Jamison (60)	2	60	55	55	55	55	55	55
Cathal Whelan (79)	3	79	22	22	22	22	22	22
David Hebb (59)	4	59	79	79	79	20	20	20
Grant Sellars (22)	5	22	48	48	20	79	48	48
Jeff Ward (48)	6	48	20	20	48	48	79	79
Peter Wakefield (20)	7	20	59	59	59	59	59	59
Alan Davies (54)	8	54	54	54	54	54	54	54

Timekeeper:

Race Director:

Weather/Track: Rain / Wet / 12°C

Results - www.sportstimingservices.com

Printed: 24/06/2012 17:07:29



Barry Sheene Road Race Festival

350 Syd Barnett & 250 Red Rose Trophies

Olivers Mount 2.430 Miles

Race 7 - 2nd Leg

24/06/2012 16:48

Race started at 16:48:32

Lap	Time of Day	Lap Tm	S1 Tm	S2 Tm	Lap	Time of Day	Lap Tm	S1 Tm	S2 Tm
(60) Gary Jamison									
1	16:51:06.413	2:33.690	1:35.950	57.740					
2	16:53:39.091	2:32.678	1:35.827	56.851					
3	16:56:10.122	2:31.031	1:34.271	56.760					
4	16:58:43.351	2:33.229	1:35.141	58.088					
5	17:01:20.632	2:37.281	1:37.315	59.966					
6	17:04:00.110	2:39.478	1:38.028	1:01.450					
(55) Ben Cole									
1	16:51:10.086	2:37.390	1:38.464	58.926					
2	16:53:44.788	2:34.702	1:35.603	59.099					
3	16:56:23.885	2:39.097	1:36.426	1:02.671					
4	16:59:08.723	2:44.838	1:41.714	1:03.124					
5	17:01:52.285	2:43.562							
6	17:04:40.514	2:48.229	1:42.536	1:05.693					
(22) Grant Sellars									
1	16:51:22.172	2:48.058	1:46.557	1:01.501					
2	16:54:03.798	2:41.626	1:40.069	1:01.557					
3	16:56:44.392	2:40.594	1:40.230	1:00.364					
4	16:59:26.119	2:41.727	1:40.372	1:01.355					
5	17:02:06.933	2:40.814							
6	17:04:48.322	2:41.389	1:40.330	1:01.059					
(20) Peter Wakefield									
1	16:51:26.801	2:51.941	1:49.317	1:02.624					
2	16:54:09.864	2:43.063	1:40.454	1:02.609					
3	16:56:49.249	2:39.385	1:38.690	1:00.695					
4	16:59:28.529	2:39.280	1:38.229	1:01.051					
5	17:02:09.440	2:40.911							
6	17:04:49.868	2:40.428	1:39.092	1:01.336					
(48) Jeff Ward									
1	16:51:24.866	2:50.695	1:46.024	1:04.671					
2	16:54:09.183	2:44.317	1:41.850	1:02.467					
3	16:56:52.228	2:43.045	1:41.256	1:01.789					
4	16:59:35.460	2:43.232	1:40.148	1:03.084					
5	17:02:15.761	2:40.301							
6	17:04:56.878	2:41.117	1:39.237	1:01.880					
(79) Cathal Whelan									
1	16:51:24.066	2:50.216	1:47.038	1:03.178					
2	16:54:04.036	2:39.970	1:38.448	1:01.522					
3	16:56:46.224	2:42.188	1:40.943	1:01.245					
4	16:59:34.360	2:48.136	1:44.801	1:03.335					
5	17:02:22.700	2:48.340							
6	17:05:16.065	2:53.365	1:47.129	1:06.236					
(59) David Hebb									
1	16:51:29.752	2:55.656	1:50.308	1:05.348					
2	16:54:23.007	2:53.255	1:48.282	1:04.973					
3	16:57:15.822	2:52.815	1:48.348	1:04.467					
4	17:00:09.062	2:53.240	1:47.173	1:06.067					
5	17:02:58.615	2:49.553							
6	17:05:50.445	2:51.830	1:46.223	1:05.607					
(54) Alan Davies									
1	16:51:36.667	3:01.595							
2	16:54:25.821	2:49.154							
3	16:57:16.431	2:50.610							
4	17:00:11.749	2:55.318							
5	17:03:02.565	2:50.816							
6	17:05:52.243	2:49.678							

Timekeeper:

Race Director:

Weather/Track: Rain / Wet / 12°C

Results - www.sportstimingservices.com

Printed: 24/06/2012 17:08:16



Barry Sheene Road Race Festival

Sorted on Best Lap time

Denis Parkinson & Geoff Barry Classic Superbike

Olivers Mount 2.430 Miles

Free Practice

24/06/2012 09:57

Practice started at 9:57:53

Pos	No.	Name	Bike	cc	Best Tm	In Lap	Diff	Best Speed	Avg. Speed
1	12	Jamie Coward	Suzuki	GSXR 750	2:07.387	4		68.673	57.563
2	7	Russ Mountford	Suzuki	GS 1000	2:21.353	3	13.966	61.888	52.245
3	35	Martin Harrison	Suzuki	GSXR 1100	2:26.132	4	18.745	59.864	50.429
4	6	Paul Coward	Suzuki	GSXR 750	2:31.260	2	23.873	57.834	44.872
5	83	Keith Pringle	Ducati	F1R 804	2:33.995	3	26.608	56.807	46.718
6	53	John MacFarlane	Suzuki	GSXR 750	2:36.575	3	29.188	55.871	46.017
7	80	David Burrell	Velocette	Venom 500	2:36.832	4	29.445	55.779	47.913
8	59	David Hebb	Norton	Manx 499	2:47.712	4	40.325	52.161	45.553
9	79	Cathal Whelan	Honda	350	2:49.423	2	42.036	51.634	44.950
10	23	Neil Vicars	Suzuki	GSXR 750	2:57.509	2	50.122	49.282	39.904
11	52	James Cowton	Kawasaki	GR6 650	4:05.176	1	1:57.789	35.680	35.680

Timekeeper:

Race Director:

Weather/Track: Rain / Wet / 12°C

Results - www.sportstimingservices.com

Printed: 24/06/2012 10:16:13



Barry Sheene Road Race Festival

Sorted on Best Lap time

Denis Parkinson & Geoff Barry Classic Superbike

Olivers Mount 2.430 Miles

Timed Qualifying

24/06/2012 11:18

Practice started at 11:18:45

Pos	No.	Name	Bike	cc	Best Tm	In Lap	Diff	Best Speed	Avg. Speed
1	12	Jamie Coward	Suzuki	GSXR 750	2:04.085	4		70.500	66.152
2	35	Martin Harrison	Suzuki	GSXR 1100	2:11.916	3	7.831	66.315	62.299
3	7	Russ Mountford	Suzuki	GS 1000	2:13.602	4	9.517	65.478	61.251
4	83	Keith Pringle	Ducati	F1R 804	2:21.398	4	17.313	61.868	55.880
5	53	John MacFarlane	Suzuki	GSXR 750	2:24.319	3	20.234	60.616	57.493
6	6	Paul Coward	Suzuki	GSXR 750	2:24.766	2	20.681	60.429	57.027
7	23	Neil Vicars	Suzuki	GSXR 750	2:29.526	4	25.441	58.505	54.672
8	59	David Hebb	Norton	Manx 499	2:29.781	4	25.696	58.405	55.696
9	80	David Burrell	Velocette	Venom 500	2:30.111	2	26.026	58.277	55.061
10	79	Cathal Whelan	Honda	350	2:35.312	2	31.227	56.325	53.524

Timekeeper:

Race Director:

Weather/Track: Cloudy / Damp / 13°C

Results - www.sportstimingservices.com

Printed: 24/06/2012 11:30:33



Barry Sheene Road Race Festival

Sorted on Laps

Denis Parkinson & Geoff Barry Classic Superbike

Olivers Mount 2.430 Miles

Race 6 - 1st Leg

24/06/2012 15:50

Race started at 15:50:57

Pos	No.	Name	Bike	cc	Laps	Total Tm	Diff	Best Tm	In Lap	Avg. Speed	Best Speed
3											
1	6	Paul Coward	BSA	500	5	12:54.718		2:28.742	1	56.459	58.813
2	80	David Burrell	Velocette	Venom 500	5	14:06.816	1:12.098	2:37.401	1	51.652	55.578
Not classified											
DNF	59	David Hebb	Norton	Manx 499	3	8:23.329	DNF	2:35.304	1	52.141	56.328
4											
1	12	Jamie Coward	Suzuki	GSXR 750	6	13:31.223		2:08.111	1	64.702	68.285
2	7	Russ Mountford	Suzuki	GS 1000	6	14:05.178	33.955	2:13.091	2	62.103	65.729
3	35	Martin Harrison	Suzuki	GSXR 1100	6	14:11.043	39.820	2:14.259	1	61.675	65.158
4	83	Keith Pringle	Ducati	F1R 804	6	15:19.506	1:48.283	2:19.486	1	57.083	62.716
Not classified											
DNF	53	John MacFarlane	Suzuki	GSXR 750	1	2:35.664	DNF	2:34.579	1	56.198	56.592
DNF	23	Neil Vicars	Suzuki	GSXR 750		8.237	DNF		0	-	-

Margin of Victory	Avg. Speed	Best Lap Tm	Best Spd	Best Lap by
33.955	64.702	2:08.111	68.285	12 - Jamie Coward

Timekeeper:

Race Director:

Weather/Track: Rain / Wet / 12°C

Results - www.sportstimingservices.com

Printed: 24/06/2012 16:08:26



Barry Sheene Road Race Festival

Lapchart

Denis Parkinson & Geoff Barry Classic Superbike

Olivers Mount 2.430 Miles

Race 6 - 1st Leg

24/06/2012 15:50

Race started at 15:50:57

Competitors	Laps						
	0	1	2	3	4	5	6
Jamie Coward (12)	1	12	12	12	12	12	12
Martin Harrison (35)	2	35	7	7	7	7	7
Russ Mountford (7)	3	7	35	35	35	35	35
Keith Pringle (83)	4	83	83	83	83	83	83
John MacFarlane (53)	5	53	6	6	6	6	6
Paul Coward (6)	6	6	53	80	80	80	80
David Burrell (80)	7	80	59	59			
David Hebb (59)	8	59	80				
Neil Vicars (23)	9	23					

Timekeeper:

Race Director:

Weather/Track: Rain / Wet / 12°C

Results - www.sportstimingservices.com

Printed: 24/06/2012 16:09:49



Barry Sheene Road Race Festival

Denis Parkinson & Geoff Barry Classic Superbike

Olivers Mount 2.430 Miles

Race 6 - 1st Leg

24/06/2012 15:50

Race started at 15:50:57

Lap	Time of Day	Lap Tm	S1 Tm	S2 Tm	Lap	Time of Day	Lap Tm	S1 Tm	S2 Tm
(12) Jamie Coward									
1	15:53:05.297	2:08.111	1:20.528	47.583					
2	15:55:15.302	2:10.005	1:20.301	49.704					
3	15:57:27.174	2:11.872	1:21.830	50.042					
4	15:59:38.397	2:11.223	1:20.951	50.272					
5	16:01:55.073	2:16.676	1:25.600	51.076					
6	16:04:28.409	2:33.336	1:26.538	1:06.798					
(7) Russ Mountford									
1	15:53:10.958	2:13.562	1:23.613	49.949					
2	15:55:24.049	2:13.091	1:21.717	51.374					
3	15:57:39.113	2:15.064	1:22.616	52.448					
4	15:59:58.663	2:19.550	1:24.992	54.558					
5	16:02:18.880	2:20.217	1:26.811	53.406					
6	16:05:02.364	2:43.484	1:24.897	1:18.587					
(35) Martin Harrison									
1	15:53:11.560	2:14.259	1:24.370	49.889					
2	15:55:27.168	2:15.608	1:23.546	52.062					
3	15:57:45.351	2:18.183	1:25.057	53.126					
4	16:00:05.334	2:19.983	1:26.764	53.219					
5	16:02:28.869	2:23.535	1:28.415	55.120					
6	16:05:08.229	2:39.360	1:32.141	1:07.219					
(83) Keith Pringle									
1	15:53:16.935	2:19.486	1:28.169	51.317					
2	15:55:39.672	2:22.737	1:27.753	54.984					
3	15:58:04.549	2:24.877	1:29.764	55.113					
4	16:00:32.918	2:28.369	1:31.425	56.944					
5	16:03:10.301	2:37.383	1:36.374	1:01.009					
6	16:06:16.692	3:06.391	1:48.675	1:17.716					
(6) Paul Coward									
1	15:53:27.099	2:28.742	1:32.783	55.959					
2	15:55:57.801	2:30.702	1:32.547	58.155					
3	15:58:29.745	2:31.944	1:34.197	57.747					
4	16:01:03.891	2:34.146	1:34.983	59.163					
5	16:03:51.904	2:48.013	1:41.050	1:06.963					
(80) David Burrell									
1	15:53:35.854	2:37.401	1:38.550	58.851					
2	15:56:20.848	2:44.994	1:44.040	1:00.954					
3	15:59:05.016	2:44.168	1:40.987	1:03.181					
4	16:01:55.649	2:50.633	1:44.944	1:05.689					
5	16:05:04.002	3:08.353	1:49.682	1:18.671					
(59) David Hebb									
1	15:53:33.767	2:35.304	1:37.280	58.024					
2	15:56:23.344	2:49.577	1:45.317	1:04.260					
3	15:59:20.515	2:57.171	1:48.874	1:08.297					
(53) John MacFarlane									
1	15:53:32.850	2:34.579	1:35.149	59.430					

Timekeeper:

Race Director:

Weather/Track: Rain / Wet / 12°C

Results - www.sportstiming.com

Printed: 24/06/2012 16:10:41



Barry Sheene Road Race Festival

Sorted on Laps

Barry Sheene Classic Superbike & Denis Parkinson 500

Olivers Mount 2.430 Miles

Race 10 - 2nd Leg

24/06/2012 17:52

Race started at 17:52:36

Pos	No.	Name	Bike	cc	Laps	Total Tm	Diff	Best Tm	In Lap	Avg. Speed	Best Speed
3											
1	6	Paul Coward	BSA	500	6	15:39.055		2:33.170	4	55.894	57.113
4											
1	12	Jamie Coward	Suzuki	GSXR 750	6	13:52.580		2:15.300	6	63.043	64.656
2	35	Martin Harrison	Suzuki	GSXR 1100	6	14:23.754	31.174	2:21.869	6	60.767	61.663
3	83	Keith Pringle	Ducati	F1R 804	6	15:17.604	1:25.024	2:30.015	6	57.201	58.314

Margin of Victory	Avg. Speed	Best Lap Tm	Best Spd	Best Lap by
31.174	63.043	2:15.300	64.656	12 - Jamie Coward

Timekeeper:

Race Director:

Weather/Track: Rain / Wet / 12°C

Results - www.sportstimingservices.com

Printed: 24/06/2012 18:08:36



Barry Sheene Road Race Festival

Lapchart

Barry Sheene Classic Superbike & Denis Parkinson 500

Olivers Mount 2.430 Miles

Race 10 - 2nd Leg

24/06/2012 17:52

Race started at 17:52:36

Competitors

Laps

	0	1	2	3	4	5	6
Martin Harrison (35)	1	35	12	12	12	12	12
Jamie Coward (12)	2	12	35	35	35	35	35
Keith Pringle (83)	3	83	83	83	83	83	83
Paul Coward (6)	4	6	6	6	6	6	6

Timekeeper:

Race Director:

Weather/Track: Rain / Wet / 12°C

Results - www.sportstimingservices.com

Printed: 24/06/2012 18:10:06



Barry Sheene Road Race Festival

Barry Sheene Classic Superbike & Denis Parkinson 500

Olivers Mount 2.430 Miles

Race 10 - 2nd Leg

24/06/2012 17:52

Race started at 17:52:36

Lap	Time of Day	Lap Tm	S1 Tm	S2 Tm	Lap	Time of Day	Lap Tm	S1 Tm	S2 Tm
(12) Jamie Coward									
1	17:55:00.411	2:23.762	1:31.211	52.551					
2	17:57:20.509	2:20.098	1:26.714	53.384					
3	17:59:39.440	2:18.931	1:26.473	52.458					
4	18:01:57.123	2:17.683	1:25.833	51.850					
5	18:04:13.769	2:16.646	1:25.521	51.125					
6	18:06:29.069	2:15.300	1:24.534	50.766					
(35) Martin Harrison									
1	17:55:04.609	2:28.120	1:32.831	55.289					
2	17:57:30.497	2:25.888	1:29.638	56.250					
3	17:59:54.083	2:23.586	1:29.073	54.513					
4	18:02:16.350	2:22.267	1:27.016	55.251					
5	18:04:38.374	2:22.024	1:27.572	54.452					
6	18:07:00.243	2:21.869	1:27.120	54.749					
(83) Keith Pringle									
1	17:55:14.074	2:37.128	1:39.067	58.061					
2	17:57:47.451	2:33.377	1:34.897	58.480					
3	18:00:17.943	2:30.492							
4	18:02:50.949	2:33.006	1:34.201	58.805					
5	18:05:24.078	2:33.129	1:34.866	58.263					
6	18:07:54.093	2:30.015	1:32.235	57.780					
(6) Paul Coward									
1	17:55:19.180	2:41.570	1:41.647	59.923					
2	17:57:54.105	2:34.925							
3	18:00:28.815	2:34.710							
4	18:03:01.985	2:33.170	1:34.611	58.559					
5	18:05:35.204	2:33.219	1:34.077	59.142					
6	18:08:15.544	2:40.340	1:36.117	1:04.223					

Timekeeper:

Race Director:

Weather/Track: Rain / Wet / 12°C

Results - www.sportstimingservices.com

Printed: 24/06/2012 18:10:39



Barry Sheene Road Race Festival

Sorted on Best Lap time

Modern Machines 600cc & over

Olivers Mount 2.430 Miles

Free Practice

24/06/2012 09:43

Practice started at 9:43:36

Pos	No.	Name	Bike	cc	Best Tm	In Lap	Diff	Best Speed	Avg. Speed
1	12	Jamie Coward	Suzuki	GSXR 600	2:00.648	4		72.508	59.843
2	10	Mick Goodings	Honda	CBR 1000	2:02.535	3	1.887	71.392	57.080
3	30	Adrian Harrison	Yamaha	R6 600	2:04.540	4	3.892	70.242	53.397
4	38	Ivan Lintin	Kawasaki	ZX6 600	2:05.168	4	4.520	69.890	54.465
5	17	Mark Goodings	Kawasaki	ZX6 600	2:07.665	4	7.017	68.523	54.728
6	37	Tom Robinson	Honda	CBR RR 600	2:11.863	4	11.215	66.342	53.501
7	29	Mark Lister	Kawasaki	ZX10R	2:14.362	4	13.714	65.108	52.301
8	72	Gaz Evans	BMW	S1000RR	2:14.934	4	14.286	64.832	50.755
9	83	Keith Pringle	BMW	S1000RR	2:15.128	3	14.480	64.739	47.942
10	64	James Neesom	Suzuki	GSXR 600	2:16.171	4	15.523	64.243	52.369
11	51	Rad Hughes	Yamaha	R6 600	2:16.718	3	16.070	63.986	51.637
12	31	Robert Simcock	Kawasaki	ZX6 600	2:20.476	4	19.828	62.274	49.056
13	43	Stephen Degnan	Suzuki	GSXR 1000	2:20.561	4	19.913	62.236	49.690
14	25	Scott Campbell	Suzuki	SV 650	2:20.966	4	20.318	62.058	48.928
15	8	David Bell	Kawasaki	ER6 650	2:23.293	2	22.645	61.050	48.006
16	11	Rodger Wibberley	Kawasaki	ER6 650	2:23.417	2	22.769	60.997	48.232
17	74	Rab Davie	Kawasaki	ER6 650	2:24.079	4	23.431	60.717	48.646
18	49	Matt Cole	Suzuki	GSXR 600	2:24.422	4	23.774	60.572	47.987
19	34	Mike Moulai	Suzuki	GSXR 600	2:24.844	4	24.196	60.396	48.531
20	41	Steven Procter	Honda	CBR 600	2:25.707	2	25.059	60.038	48.269
21	88	Nuno Caetano	Kawasaki	ZX10R	2:27.811	4	27.163	59.184	48.301
22	35	Martin Harrison	Kawasaki	ER 650	2:30.079	3	29.431	58.289	45.834
23	99	Marc Coggon	Suzuki	K2 600	2:33.433	4	32.785	57.015	48.327
24	24	Mike Minns	Velosaki	ER6 650	2:37.039	2	36.391	55.706	38.749
25	82	Gary Pickles	Suzuki	GSXR 600	2:39.222	3	38.574	54.942	41.874
26	52	James Cowton	Kawasaki	GR6 650		0		-	-

Timekeeper:

Race Director:

Weather/Track: Rain / Wet / 12°C

Results - www.sportstimingservices.com

Printed: 24/06/2012 10:04:40



Barry Sheene Road Race Festival

Sorted on Best Lap time

Modern Machines 600cc & over

Olivers Mount 2.430 Miles

Timed Qualifying

24/06/2012 11:04

Practice started at 11:04:56

Pos	No.	Name	Bike	cc	Best Tm	In Lap	Diff	Best Speed	Avg. Speed
1	10	Mick Goodings	Honda	CBR 1000	1:58.905	3		73.571	71.369
2	12	Jamie Coward	Suzuki	GSXR 600	1:59.343	4	0.438	73.301	71.289
3	17	Mark Goodings	Kawasaki	ZX6 600	2:00.215	3	1.310	72.770	70.707
4	38	Ivan Lintin	Kawasaki	ZX6 600	2:00.438	3	1.533	72.635	66.749
5	30	Adrian Harrison	Yamaha	R6 600	2:02.143	3	3.238	71.621	66.528
6	83	Keith Pringle	BMW	S1000RR	2:05.386	2	6.481	69.769	60.233
7	64	James Neesom	Suzuki	GSXR 600	2:06.143	3	7.238	69.350	66.581
8	37	Tom Robinson	Honda	CBR RR 600	2:06.560	2	7.655	69.121	66.936
9	51	Rad Hughes	Yamaha	R6 600	2:06.708	3	7.803	69.041	66.627
10	29	Mark Lister	Kawasaki	ZX10R	2:07.690	3	8.785	68.510	64.190
11	25	Scott Campbell	Suzuki	SV 650	2:09.068	4	10.163	67.778	65.454
12	43	Stephen Degnan	Suzuki	GSXR 1000	2:09.203	3	10.298	67.707	64.009
13	74	Rab Davie	Kawasaki	ER6 650	2:09.275	4	10.370	67.670	65.322
14	69	Dave Woolams	Honda	600RR	2:09.832	4	10.927	67.379	62.468
15	72	Gaz Evans	BMW	S1000RR	2:10.536	2	11.631	67.016	64.319
16	41	Steven Procter	Honda	CBR 600	2:10.700	4	11.795	66.932	61.926
17	8	David Bell	Kawasaki	ER6 650	2:10.779	3	11.874	66.891	60.745
18	49	Matt Cole	Suzuki	GSXR 600	2:12.161	3	13.256	66.192	61.328
19	70	Justin Waring	Honda	RS 125	2:12.538	2	13.633	66.004	39.707
20	31	Robert Simcock	Kawasaki	ZX6 600	2:12.645	3	13.740	65.950	61.274
21	34	Mike Moulai	Suzuki	GSXR 600	2:13.238	4	14.333	65.657	62.066
22	88	Nuno Caetano	Kawasaki	ZX10R	2:13.284	4	14.379	65.634	59.652
23	11	Rodger Wibberley	Kawasaki	ER6 650	2:13.856	2	14.951	65.354	60.936
24	99	Marc Coggon	Suzuki	K2 600	2:17.384	2	18.479	63.676	61.008
25	82	Gary Pickles	Suzuki	GSXR 600	2:19.989	2	21.084	62.491	57.868
26	52	James Cowton	Kawasaki	GR6 650	2:23.709	1	24.804	60.873	52.451

Announcements

** No 72 - Please charge transponder**

Timekeeper:

Race Director:

Weather/Track: Cloudy / Damp / 13°C

Results - www.sportstimingservices.com

Printed: 24/06/2012 11:16:09



Barry Sheene Road Race Festival

Sorted on Laps

Modern Machines 600cc & over

Olivers Mount 2.430 Miles

Race 3 - 1st Leg

24/06/2012 13:50

Race started at 13:50:38

Pos	No.	Name	Bike	cc	Laps	Total Tm	Diff	Best Tm	In Lap	Avg. Speed	Best Speed
1	38	Ivan Lintin	Kawasaki	ZX6 600	8	15:10.685		1:52.045	4	76.848	78.076
2	83	Keith Pringle	BMW	S1000RR	8	15:14.323	3.638	1:52.203	5	76.542	77.966
3	10	Mick Goodings	Honda	CBR 1000	8	15:20.032	9.347	1:53.293	5	76.067	77.216
4	12	Jamie Coward	Suzuki	GSXR 60	8	15:40.048	29.363	1:56.128	4	74.447	75.331
5	17	Mark Goodings	Kawasaki	ZX6 600	8	15:58.816	48.131	1:57.723	3	72.990	74.310
6	69	Dave Woolams	Honda	600RR	8	16:12.567	1:01.882	1:59.283	7	71.958	73.338
7	29	Mark Lister	Kawasaki	ZX10R	8	16:41.405	1:30.720	2:02.192	8	69.886	71.592
8	41	Steven Procter	Honda	CBR 600	8	16:44.087	1:33.402	2:01.455	8	69.699	72.027
9	64	James Neesom	Suzuki	GSXR 60	8	16:54.405	1:43.720	2:03.579	4	68.990	70.789
10	51	Rad Hughes	Yamaha	R6 600	8	16:58.920	1:48.235	2:04.702	8	68.684	70.151
11	43	Stephen Degnan	Suzuki	GSXR 10	8	17:01.357	1:50.672	2:00.870	8	68.521	72.375
12	49	Matt Cole	Suzuki	GSXR 60	8	17:05.381	1:54.696	2:05.553	7	68.252	69.676
13	34	Mike Moulai	Suzuki	GSXR 60	8	17:08.354	1:57.669	2:06.107	4	68.054	69.370
14	88	Nuno Caetano	Kawasaki	ZX10R	7	15:13.005	1 Lap	2:08.259	4	67.071	68.206
15	99	Marc Coggon	Suzuki	K2 600	7	15:49.871	1 Lap	2:11.753	2	64.468	66.397

Not classified

DNF	74	Rab Davie	Kawasaki	ER6 650	5	10:38.470	DNF	2:03.890	4	68.508	70.611
DNF	30	Dean Harrison	Yamaha	R6 600	4	7:43.128	DNF	1:52.570	4	75.556	77.712
DNF	37	Tom Robinson	Honda	CBR RR 600	4	8:32.457	DNF	2:02.715	4	68.283	71.287
DNF	8	David Bell	Kawasaki	ER6 650	4	8:41.620	DNF	2:06.946	3	67.083	68.911
DNF	82	Gary Pickles	Suzuki	GSXR 60	4	9:20.598	DNF	2:19.179	4	62.419	62.854
DNF	25	Scott Campbell	Suzuki	SV 650	3	6:28.485	DNF	2:07.627	2	67.555	68.543
DNF	72	Gaz Evans	BMW	S1000RR	3	6:37.193	DNF	2:09.166	3	66.074	67.727

Margin of Victory	Avg. Speed	Best Lap Tm	Best Spd	Best Lap by
3.638	76.848	1:52.045	78.076	38 - Ivan Lintin

Timekeeper:

Race Director:

Weather/Track: Cloudy / Damp / 13°C

Results - www.sportstiming.com

Printed: 24/06/2012 14:10:45



Barry Sheene Road Race Festival

Lapchart


Modern Machines 600cc & over

Olivers Mount 2.430 Miles

Race 3 - 1st Leg

24/06/2012 13:50

Race started at 13:50:38



Competitors	Laps									
	0	1	2	3	4	5	6	7	8	
Mark Goodings (17)	1	17	38	10	38	38	38	38	38	38
Mick Goodings (10)	2	10	10	38	10	10	10	10	83	83
Ivan Lintin (38)	3	38	17	30	30	30	83	83	10	10
Jamie Coward (12)	4	12	30	83	83	83	12	12	12	12
Dean Harrison (30)	5	30	12	17	12	12	17	17	17	17
James Neesom (64)	6	64	83	12	17	17	69	69	69	69
Keith Pringle (83)	7	83	64	69	69	69	29	29	29	29
Tom Robinson (37)	8	37	29	29	29	29	64	64	41	41
Scott Campbell (25)	9	25	25	64	64	64	41	41	64	64
Rad Hughes (51)	10	51	69	25	74	74	74	51	51	51
Mark Lister (29)	11	29	51	51	25	41	51	49	49	43
Stephen Degnan (43)	12	43	74	74	41	37	49	34	43	49
Rab Davie (74)	13	74	49	49	51	51	34	43	34	34
Matt Cole (49)	14	49	37	41	37	49	43	88	88	88
Dave Woolams (69)	15	69	41	37	49	34	88	99	99	99
Gaz Evans (72)	16	72	34	34	34	8	99			
David Bell (8)	17	8	8	8	8	88				
Steven Procter (41)	18	41	88	88	88	43				
Mike Moulai (34)	19	34	72	72	72	99				
Marc Coggon (99)	20	99	43	43	43	82				
Nuno Caetano (88)	21	88	99	99	99					
Gary Pickles (82)	22	82	82	82	82					

Timekeeper:

Race Director:

Weather/Track: Cloudy / Damp / 13°C

Results - www.sportstimingservices.com

Printed: 24/06/2012 14:09:33



Barry Sheene Road Race Festival

Modern Machines 600cc & over

Olivers Mount 2.430 Miles

Race 3 - 1st Leg

24/06/2012 13:50

Race started at 13:50:38

Lap	Time of Day	Lap Tm	S1 Tm	S2 Tm
(38) Ivan Lintin				
1	13:52:36.860	1:58.462	1:14.562	43.900
2	13:54:31.998	1:55.138	1:11.316	43.822
3	13:56:24.955	1:52.957	1:09.824	43.133
4	13:58:17.000	1:52.045	1:08.917	43.128
5	14:00:09.107	1:52.107	1:08.730	43.377
6	14:02:01.731	1:52.624	1:09.296	43.328
7	14:03:56.329	1:54.598	1:11.317	43.281
8	14:05:49.042	1:52.713	1:08.929	43.784
(83) Keith Pringle				
1	13:52:41.022	2:02.186	1:17.956	44.230
2	13:54:36.195	1:55.173	1:11.451	43.722
3	13:56:29.497	1:53.302	1:09.825	43.477
4	13:58:22.070	1:52.573	1:09.371	43.202
5	14:00:14.273	1:52.203	1:09.197	43.006
6	14:02:07.482	1:53.209	1:09.483	43.726
7	14:03:59.689	1:52.207	1:09.502	42.705
8	14:05:52.680	1:52.991	1:07.693	45.298
(10) Mick Goodings				
1	13:52:37.179	1:58.797	1:14.775	44.022
2	13:54:31.413	1:54.234	1:10.577	43.657
3	13:56:26.005	1:54.592	1:10.105	44.487
4	13:58:20.152	1:54.147	1:10.001	44.146
5	14:00:13.445	1:53.293	1:09.609	43.684
6	14:02:07.260	1:53.815	1:09.782	44.033
7	14:04:03.098	1:55.838	1:11.094	44.744
8	14:05:58.389	1:55.291	1:10.120	45.171
(12) Jamie Coward				
1	13:52:40.056	2:01.583	1:17.442	44.141
2	13:54:37.719	1:57.663	1:13.040	44.623
3	13:56:34.050	1:56.331	1:12.540	43.791
4	13:58:30.178	1:56.128	1:11.750	44.378
5	14:00:26.806	1:56.628	1:12.117	44.511
6	14:02:24.602	1:57.796	1:12.348	45.448
7	14:04:21.662	1:57.060	1:12.386	44.674
8	14:06:18.405	1:56.743	1:12.202	44.541
(17) Mark Goodings				
1	13:52:39.622	2:01.265	1:16.490	44.775
2	13:54:37.608	1:57.986	1:13.268	44.718
3	13:56:35.331	1:57.723	1:13.147	44.576
4	13:58:34.115	1:58.784	1:13.424	45.360
5	14:00:34.000	1:59.885	1:13.870	46.015
6	14:02:34.307	2:00.307	1:13.820	46.487
7	14:04:35.297	2:00.990	1:15.298	45.692
8	14:06:37.173	2:01.876	1:14.668	47.208
(69) Dave Woolams				
1	13:52:51.016	2:11.276	1:23.457	47.819
2	13:54:53.289	2:02.273	1:15.620	46.653
3	13:56:53.435	2:00.146	1:13.644	46.502
4	13:58:53.259	1:59.824	1:13.275	46.549
5	14:00:52.644	1:59.385	1:13.623	45.762
6	14:02:52.024	1:59.380	1:13.062	46.318
7	14:04:51.307	1:59.283	1:13.030	46.253
8	14:06:50.924	1:59.617	1:13.509	46.108
(29) Mark Lister				
1	13:52:49.906	2:10.653	1:22.394	48.259
2	13:54:56.362	2:06.456	1:18.508	47.948
3	13:57:02.653	2:06.291	1:18.897	47.394
4	13:59:07.272	2:04.619	1:17.481	47.138

Lap	Time of Day	Lap Tm	S1 Tm	S2 Tm
5	14:01:11.248	2:03.976	1:17.278	46.698
6	14:03:14.663	2:03.415	1:16.720	46.695
7	14:05:17.570	2:02.907	1:16.551	46.356
8	14:07:19.762	2:02.192	1:15.959	46.233
(41) Steven Procter				
1	13:52:54.319	2:14.525	1:24.881	49.644
2	13:55:00.587	2:06.268	1:17.565	48.703
3	13:57:07.127	2:06.540	1:17.814	48.726
4	13:59:10.395	2:03.268	1:16.122	47.146
5	14:01:15.427	2:05.032	1:16.901	48.131
6	14:03:18.669	2:03.242	1:15.158	48.084
7	14:05:20.989	2:02.320	1:15.443	46.877
8	14:07:22.444	2:01.455	1:14.602	46.853
(64) James Neesom				
1	13:52:46.014	2:07.259	1:18.864	48.395
2	13:54:57.470	2:11.456	1:21.827	49.629
3	13:57:04.271	2:06.801	1:18.667	48.134
4	13:59:07.850	2:03.579	1:16.339	47.240
5	14:01:13.101	2:05.251	1:17.462	47.789
6	14:03:18.181	2:05.080	1:16.905	48.175
7	14:05:24.948	2:06.767	1:18.208	48.559
8	14:07:32.762	2:07.814	1:18.309	49.505
(51) Rad Hughes				
1	13:52:52.402	2:13.185	1:23.564	49.621
2	13:54:59.536	2:07.134	1:17.934	49.200
3	13:57:07.930	2:08.394	1:18.167	50.227
4	13:59:13.908	2:05.978	1:16.963	49.015
5	14:01:20.532	2:06.624	1:17.373	49.251
6	14:03:27.772	2:07.240	1:18.091	49.149
7	14:05:32.575	2:04.803	1:16.446	48.357
8	14:07:37.277	2:04.702	1:16.041	48.661
(43) Stephen Degnan				
1	13:52:56.665	2:17.167	1:27.106	50.061
2	13:55:06.582	2:09.917	1:20.260	49.657
3	13:57:15.713	2:09.131	1:19.351	49.780
4	13:59:23.569	2:07.856	1:18.419	49.437
5	14:01:30.041	2:06.472	1:18.631	47.841
6	14:03:34.211	2:04.170	1:16.332	47.838
7	14:05:38.844	2:04.633	1:17.718	46.915
8	14:07:39.714	2:00.870	1:13.878	46.992
(49) Matt Cole				
1	13:52:53.500	2:13.849	1:23.715	50.134
2	13:55:00.383	2:06.883	1:17.625	49.258
3	13:57:08.868	2:08.485	1:19.225	49.260
4	13:59:15.586	2:06.718	1:17.743	48.975
5	14:01:21.471	2:05.885	1:16.815	49.070
6	14:03:28.618	2:07.147	1:17.938	49.209
7	14:05:34.171	2:05.553	1:16.702	48.851
8	14:07:43.738	2:09.567	1:17.853	51.714
(34) Mike Moulai				
1	13:52:55.115	2:15.042	1:25.084	49.958
2	13:55:03.571	2:08.456	1:19.275	49.181
3	13:57:10.806	2:07.235	1:17.903	49.332
4	13:59:16.913	2:06.107	1:17.427	48.680
5	14:01:25.135	2:08.222	1:18.659	49.563
6	14:03:34.044	2:08.909	1:19.880	49.029
7	14:05:40.394	2:06.350	1:18.206	48.144
8	14:07:46.711	2:06.317	1:17.828	48.489
(88) Nuno Caetano				

Timekeeper:

Race Director:

Weather/Track: Cloudy / Damp / 13°C

Results - www.sportstimingservices.com



Barry Sheene Road Race Festival

Modern Machines 600cc & over

Olivers Mount 2.430 Miles

Race 3 - 1st Leg

24/06/2012 13:50

Race started at 13:50:38

Lap	Time of Day	Lap Tm	S1 Tm	S2 Tm
1	13:52:56.127	2:15.617	1:25.747	49.870
2	13:55:06.275	2:10.148	1:20.187	49.961
3	13:57:14.918	2:08.643	1:19.051	49.592
4	13:59:23.177	2:08.259	1:18.807	49.452
5	14:01:32.696	2:09.519	1:19.441	50.078
6	14:03:42.643	2:09.947	1:19.490	50.457
7	14:05:51.362	2:08.719	1:18.728	49.991

(99) Marc Coggon

1	13:52:59.194	2:18.802	1:28.409	50.393
2	13:55:10.947	2:11.753	1:20.655	51.098
3	13:57:25.722	2:14.775	1:22.271	52.504
4	13:59:41.910	2:16.188	1:23.550	52.638
5	14:01:58.367	2:16.457	1:23.374	53.083
6	14:04:13.447	2:15.080	1:22.967	52.113
7	14:06:28.228	2:14.781	1:23.298	51.483

(74) Rab Davie

1	13:52:52.862	2:13.354	1:23.855	49.499
2	13:54:59.987	2:07.125	1:17.690	49.435
3	13:57:05.833	2:05.846	1:17.705	48.141
4	13:59:09.723	2:03.890	1:16.142	47.748
5	14:01:16.827	2:07.104	1:17.099	50.005

(30) Dean Harrison

1	13:52:39.758	2:01.044	1:16.794	44.250
2	13:54:35.373	1:55.615	1:12.331	43.284
3	13:56:28.915	1:53.542	1:10.403	43.139
4	13:58:21.485	1:52.570	1:09.693	42.877

(37) Tom Robinson

1	13:52:53.903	2:14.817	1:23.837	50.980
2	13:55:01.261	2:07.358	1:18.391	48.967
3	13:57:08.099	2:06.838	1:17.603	49.235
4	13:59:10.814	2:02.715	1:15.791	46.924

(8) David Bell

1	13:52:55.626	2:15.834	1:24.531	51.303
2	13:55:04.405	2:08.779	1:19.374	49.405
3	13:57:11.351	2:06.946	1:17.369	49.577
4	13:59:19.977	2:08.626	1:17.970	50.656

(82) Gary Pickles

1	13:53:00.030	2:19.473	1:28.788	50.685
2	13:55:19.376	2:19.346	1:24.636	54.710
3	13:57:39.776	2:20.400	1:26.578	53.822
4	13:59:58.955	2:19.179	1:25.345	53.834

(25) Scott Campbell

1	13:52:50.752	2:11.573	1:23.054	48.519
2	13:54:58.379	2:07.627	1:18.878	48.749
3	13:57:06.842	2:08.463	1:18.996	49.467

(72) Gaz Evans

1	13:52:56.294	2:16.506	1:26.856	49.650
2	13:55:06.384	2:10.090	1:20.089	50.001
3	13:57:15.550	2:09.166	1:19.104	50.062

Timekeeper:

Race Director:

Weather/Track: Cloudy / Damp / 13°C

Results - www.sportstimingservices.com



Barry Sheene Road Race Festival

Sorted on Laps

Modern Machines 600cc & over

Olivers Mount 2.430 Miles

Race 9 - 2nd Leg

24/06/2012 17:31

Race started at 17:31:51

Pos	No.	Name	Bike	cc	Laps	Total Tm	Diff	Best Tm	In Lap	Avg. Speed	Best Speed
1	38	Ivan Lintin	Kawasaki	ZX6 600	6	12:08.492		1:59.159	5	72.050	73.415
2	12	Jamie Coward	Suzuki	GSXR 600	6	12:13.284	4.792	2:00.057	5	71.579	72.865
3	10	Mick Goodings	Honda	CBR 1000	6	12:25.286	16.794	2:02.800	3	70.427	71.238
4	30	Dean Harrison	Yamaha	R6 600	6	12:26.026	17.534	2:01.919	4	70.357	71.753
5	17	Mark Goodings	Kawasaki	ZX6 600	6	12:56.878	48.386	2:07.195	2	67.563	68.776
6	72	Gaz Evans	BMW	S1000RR	6	13:28.963	1:20.471	2:11.501	6	64.883	66.524
7	51	Rad Hughes	Yamaha	R6 600	6	13:38.795	1:30.303	2:13.706	4	64.104	65.427
8	69	Dave Woolams	Honda	600RR	6	13:40.264	1:31.772	2:13.506	5	63.989	65.525
9	37	Tom Robinson	Honda	CBR 600	6	13:43.880	1:35.388	2:14.311	4	63.708	65.132
10	64	James Neesom	Suzuki	GSXR 600	6	14:05.032	1:56.540	2:17.133	6	62.114	63.792
11	43	Stephen Degnan	Suzuki	GSXR 1000	6	14:05.619	1:57.127	2:18.327	6	62.071	63.241
12	34	Mike Moulai	Suzuki	GSXR 600	5	12:23.192	1 Lap	2:25.750	3	58.854	60.021
13	99	Marc Coggon	Suzuki	K2 600	5	13:58.694	1 Lap	2:40.816	1	52.153	54.398

Not classified

DNF	41	Steven Procter	Honda	CBR 600	2	5:01.139	DNF	2:25.507	2	58.099	60.121
DNF	49	Matt Cole	Suzuki	GSXR 600	1	2:38.973	DNF	2:37.377	1	55.028	55.586

Margin of Victory	Avg. Speed	Best Lap Tm	Best Spd	Best Lap by
4.792	72.050	1:59.159	73.415	38 - Ivan Lintin

Timekeeper:

Race Director:

Weather/Track: Rain / Wet / 12°C

Results - www.sportstiming.com

Printed: 24/06/2012 17:47:08



Barry Sheene Road Race Festival

Lapchart


Modern Machines 600cc & over

Olivers Mount 2.430 Miles

Race 9 - 2nd Leg

24/06/2012 17:31

Race started at 17:31:51



Competitors	Laps							
	0	1	2	3	4	5	6	
Mark Goodings (17)	1	17	12	38	38	38	38	38
Mick Goodings (10)	2	10	38	12	12	12	12	12
Jamie Coward (12)	3	12	10	10	10	10	10	10
Ivan Lintin (38)	4	38	17	30	30	30	30	30
James Neesom (64)	5	64	30	17	17	17	17	17
Dean Harrison (30)	6	30	72	72	72	72	72	72
Rad Hughes (51)	7	51	51	51	51	51	51	51
Tom Robinson (37)	8	37	37	37	37	69	69	69
Matt Cole (49)	9	49	43	69	69	69	37	37
Gaz Evans (72)	10	72	69	43	43	43	43	64
Stephen Degnan (43)	11	43	64	64	64	64	64	43
Dave Woolams (69)	12	69	34	34	34	34	34	34
Steven Procter (41)	13	41	41	41	99	99	99	99
Mike Moulai (34)	14	34	49	99				
Marc Coggon (99)	15	99	99					

Timekeeper:

Race Director:

Weather/Track: Rain / Wet / 12°c

Results - www.sportstimingservices.com

Printed: 24/06/2012 17:50:18



Barry Sheene Road Race Festival

Modern Machines 600cc & over

Olivers Mount 2.430 Miles

Race 9 - 2nd Leg

24/06/2012 17:31

Race started at 17:31:51

Lap	Time of Day	Lap Tm	S1 Tm	S2 Tm
(38) Ivan Lintin				
1	17:33:58.255	2:06.074	1:19.245	46.829
2	17:35:59.667	2:01.412	1:15.662	45.750
3	17:38:00.394	2:00.727	1:15.294	45.433
4	17:39:59.971	1:59.577	1:13.788	45.789
5	17:41:59.130	1:59.159	1:13.608	45.551
6	17:44:00.074	2:00.944	1:15.212	45.732

Lap	Time of Day	Lap Tm	S1 Tm	S2 Tm
(12) Jamie Coward				
1	17:33:59.117	2:05.956	1:18.774	47.182
2	17:36:00.203	2:02.086	1:16.135	45.951
3	17:38:01.213	2:01.010	1:15.204	45.806
4	17:40:02.911	2:01.698	1:14.498	47.200
5	17:42:02.968	2:00.057	1:14.065	45.992
6	17:44:04.866	2:01.898	1:15.321	46.577

Lap	Time of Day	Lap Tm	S1 Tm	S2 Tm
(10) Mick Goodings				
1	17:33:59.677	2:08.089	1:20.145	47.944
2	17:36:02.895	2:03.218	1:15.868	47.350
3	17:38:05.695	2:02.800	1:15.537	47.263
4	17:40:09.825	2:04.130	1:15.828	48.302
5	17:42:13.781	2:03.956	1:16.491	47.465
6	17:44:16.868	2:03.087	1:14.924	48.163

Lap	Time of Day	Lap Tm	S1 Tm	S2 Tm
(30) Dean Harrison				
1	17:34:02.723	2:10.091	1:22.217	47.874
2	17:36:08.489	2:05.766	1:18.739	47.027
3	17:38:10.580	2:02.091	1:16.036	46.055
4	17:40:12.499	2:01.919	1:15.834	46.085
5	17:42:14.637	2:02.138	1:15.316	46.822
6	17:44:17.608	2:02.971	1:15.697	47.274

Lap	Time of Day	Lap Tm	S1 Tm	S2 Tm
(17) Mark Goodings				
1	17:34:02.323	2:10.741	1:22.888	47.853
2	17:36:09.518	2:07.195	1:18.967	48.228
3	17:38:18.247	2:08.729	1:19.475	49.254
4	17:40:25.810	2:07.563	1:19.033	48.530
5	17:42:37.878	2:12.068	1:21.747	50.321
6	17:44:48.460	2:10.582		

Lap	Time of Day	Lap Tm	S1 Tm	S2 Tm
(72) Gaz Evans				
1	17:34:12.867	2:19.630	1:27.381	52.249
2	17:36:27.959	2:15.092	1:22.840	52.252
3	17:38:43.056	2:15.097	1:23.488	51.609
4	17:40:56.529	2:13.473	1:21.978	51.495
5	17:43:09.044	2:12.515	1:21.917	50.598
6	17:45:20.545	2:11.501	1:21.014	50.487

Lap	Time of Day	Lap Tm	S1 Tm	S2 Tm
(51) Rad Hughes				
1	17:34:14.526	2:21.621	1:28.838	52.783
2	17:36:31.254	2:16.728	1:24.163	52.565
3	17:38:46.306	2:15.052	1:23.202	51.850
4	17:41:00.012	2:13.706	1:21.641	52.065
5	17:43:14.927	2:14.915	1:22.688	52.227
6	17:45:30.377	2:15.450	1:23.080	52.370

Lap	Time of Day	Lap Tm	S1 Tm	S2 Tm
(69) Dave Woolams				
1	17:34:19.174	2:25.627	1:32.985	52.642
2	17:36:34.587	2:15.413	1:23.804	51.609
3	17:38:49.810	2:15.223	1:23.259	51.964
4	17:41:04.110	2:14.300	1:23.051	51.249
5	17:43:17.616	2:13.506	1:22.767	50.739
6	17:45:31.846	2:14.230	1:23.179	51.051

Lap	Time of Day	Lap Tm	S1 Tm	S2 Tm
(37) Tom Robinson				

Lap	Time of Day	Lap Tm	S1 Tm	S2 Tm
1	17:34:16.624	2:23.695	1:29.839	53.856
2	17:36:33.759	2:17.135	1:24.446	52.689
3	17:38:49.212	2:15.453	1:23.485	51.968
4	17:41:03.523	2:14.311	1:23.007	51.304
5	17:43:19.179	2:15.656	1:22.915	52.741
6	17:45:35.462	2:16.283	1:24.914	51.369

Lap	Time of Day	Lap Tm	S1 Tm	S2 Tm
(64) James Neesom				
1	17:34:21.193	2:28.653	1:33.212	55.441
2	17:36:43.082	2:21.889	1:27.273	54.616
3	17:39:01.968	2:18.886	1:25.441	53.445
4	17:41:20.595	2:18.627	1:24.993	53.634
5	17:43:39.481	2:18.886	1:25.133	53.753
6	17:45:56.614	2:17.133		

Lap	Time of Day	Lap Tm	S1 Tm	S2 Tm
(43) Stephen Degnan				
1	17:34:17.245	2:23.992	1:30.647	53.345
2	17:36:35.734	2:18.489	1:25.338	53.151
3	17:38:54.892	2:19.158	1:25.142	54.016
4	17:41:17.922	2:23.030	1:27.569	55.461
5	17:43:38.874	2:20.952	1:27.371	53.581
6	17:45:57.201	2:18.327		

Lap	Time of Day	Lap Tm	S1 Tm	S2 Tm
(34) Mike Moulai				
1	17:34:25.033	2:31.155	1:35.412	55.743
2	17:36:52.018	2:26.985	1:31.006	55.979
3	17:39:17.768	2:25.750	1:29.776	55.974
4	17:41:47.059	2:29.291	1:31.996	57.295
5	17:44:14.774	2:27.715	1:32.039	55.676

Lap	Time of Day	Lap Tm	S1 Tm	S2 Tm
(99) Marc Coggon				
1	17:34:34.747	2:40.816	1:40.364	1:00.452
2	17:37:16.909	2:42.162	1:39.346	1:02.816
3	17:40:06.212	2:49.303	1:42.379	1:06.924
4	17:42:59.935	2:53.723	1:47.989	1:05.734
5	17:45:50.276	2:50.341	1:45.193	1:05.148

Lap	Time of Day	Lap Tm	S1 Tm	S2 Tm
(41) Steven Procter				
1	17:34:27.214	2:33.643	1:37.274	56.369
2	17:36:52.721	2:25.507	1:29.696	55.811

Lap	Time of Day	Lap Tm	S1 Tm	S2 Tm
(49) Matt Cole				
1	17:34:30.555	2:37.377	1:36.928	1:00.449

Timekeeper:

Race Director:

Weather/Track: Rain / Wet / 12°C

Results - www.sportstimingservices.com

Printed: 24/06/2012 17:50:51



Barry Sheene Road Race Festival

Sorted on Best Lap time

Modern Machines up to 400cc

Olivers Mount 2.430 Miles

Free Practice

24/06/2012 09:14

Practice started at 9:14:04

Pos	No.	Name	Bike	cc	Best Tm	In Lap	Diff	Best Speed	Avg. Speed
1	38	Ivan Lintin	Kawasaki	ER6 650	2:08.881	4		67.877	51.422
2	12	Jamie Coward	Suzuki	GSXR 600	2:11.162	4	2.281	66.696	51.549
3	25	Scott Campbell	Suzuki	SV 650	2:16.054	4	7.173	64.298	51.065
4	17	Mark Goodings	Kawasaki	ZX6 600	2:16.393	3	7.512	64.138	50.623
5	52	James Cowton	Kawasaki	GR6 650	2:21.670	4	12.789	61.749	46.667
6	11	Rodger Wibberley	Kawasaki	ER6 650	2:21.785	4	12.904	61.699	49.756
7	39	Chris Smith	Kawasaki	ZXR 400	2:23.172	3	14.291	61.101	47.522
8	55	Ben Cole	Kawasaki	ZXR 400	2:24.057	3	15.176	60.726	48.037
9	70	Justin Waring	Honda	RS 125	2:24.830	4	15.949	60.402	47.566
10	31	Robert Simcock	Kawasaki	ER6 650	2:25.035	4	16.154	60.316	46.040
11	29	Mark Lister	Kawasaki	ER6 650	2:25.272	4	16.391	60.218	47.634
12	63	Leon Murphy	Suzuki	SV 650	2:25.953	4	17.072	59.937	47.775
13	30	Adrian Harrison	Kawasaki	ER6 650	2:25.968	4	17.087	59.931	47.552
14	65	Alan Ellis	Suzuki	SV 650	2:30.085	4	21.204	58.287	46.194
15	47	Daniel Booth	Suzuki	SV 650	2:30.871	4	21.990	57.983	44.490
16	28	Adrian Skaife	Honda	RS 250	2:31.342	3	22.461	57.803	44.942
17	26	John Tibbetts	Kawasaki	ER6 650	2:32.622	4	23.741	57.318	45.257
18	18	Tony Flinton	Honda	RS 125	2:34.000	2	25.119	56.805	43.351
19	74	Rab Davie	Kawasaki	ER6 650	2:35.349	2	26.468	56.312	39.014
20	33	Sarah Boyes	Honda	RS 250	2:35.465	4	26.584	56.270	43.748
21	24	Mike Minns	Velosaki	ER6 650	2:36.864	4	27.983	55.768	43.865
22	49	Matt Cole	Suzuki	GSXR 600	2:48.400	2	39.519	51.948	36.250

Timekeeper:

Race Director:

Weather/Track: Cloudy / Damp / 13°C

Results - www.sportstimingservices.com

Printed: 24/06/2012 12:19:02



Barry Sheene Road Race Festival

Sorted on Best Lap time

Modern Machines up to 400cc

Olivers Mount 2.430 Miles

Timed Qualifying

24/06/2012 10:31

Practice started at 10:31:38

Pos	No.	Name	Bike	cc	Best Tm	In Lap	Diff	Best Speed	Avg. Speed
1	38	Ivan Lintin	Kawasaki	ER6 650	2:04.071	4		70.508	66.891
2	25	Scott Campbell	Suzuki	SV 650	2:12.882	3	8.811	65.833	48.204
3	74	Rab Davie	Kawasaki	ER6 650	2:13.019	4	8.948	65.765	62.984
4	17	Mark Goodings	Kawasaki	ZX6 600	2:13.070	2	8.999	65.740	47.402
5	11	Rodger Wibberley	Kawasaki	ER6 650	2:14.645	4	10.574	64.971	63.248
6	8	David Bell	Kawasaki	ER6 650	2:15.068	4	10.997	64.767	55.276
7	29	Mark Lister	Kawasaki	ER6 650	2:15.185	4	11.114	64.711	62.169
8	63	Leon Murphy	Suzuki	SV 650	2:15.548	4	11.477	64.538	60.826
9	70	Justin Waring	Honda	RS 125	2:16.039	3	11.968	64.305	62.261
10	55	Ben Cole	Kawasaki	ZXR 400	2:16.112	4	12.041	64.271	59.760
11	35	Martin Harrison	Kawasaki	ER 650	2:16.943	3	12.872	63.881	61.090
12	30	Adrian Harrison	Kawasaki	ER6 650	2:18.554	4	14.483	63.138	58.156
13	31	Robert Simcock	Kawasaki	ER6 650	2:19.510	4	15.439	62.705	55.541
14	47	Daniel Booth	Suzuki	SV 650	2:19.899	4	15.828	62.531	55.689
15	28	Adrian Skaife	Honda	RS 250	2:21.339	3	17.268	61.894	55.357
16	26	John Tibbetts	Kawasaki	ER6 650	2:22.231	4	18.160	61.506	56.730
17	65	Alan Ellis	Suzuki	SV 650	2:22.337	4	18.266	61.460	54.725
18	39	Chris Smith	Kawasaki	ZXR 400	2:24.408	1	20.337	60.578	48.161
19	52	James Cowton	Kawasaki	ER6 650	2:26.787	1	22.716	59.597	51.685
20	32	David Guiney	Honda	RS 250	2:27.325	4	23.254	59.379	53.502
21	18	Tony Flinton	Honda	RS 125	2:28.422	4	24.351	58.940	54.046
22	24	Mike Minns	Velosaki	ER6 650	2:30.010	3	25.939	58.316	52.468

Timekeeper:

Race Director:

Weather/Track: Cloudy / Damp / 13°C

Results - www.sportstimingservices.com

Printed: 24/06/2012 12:19:48



Barry Sheene Road Race Festival

Sorted on Laps

Modern Machines up to 400cc

Olivers Mount 2.430 Miles

Race 2 - 1st Leg

24/06/2012 13:01

Race started at 13:01:20

Pos	No.	Name	Bike	cc	Laps	Total Tm	Diff	Best Tm	In Lap	Avg. Speed	Best Speed
1	38	Ivan Lintin	Kawasaki	ER6 650	8	16:26.162		1:59.103	2	70.966	73.449
2	8	David Bell	Kawasaki	ER6 650	8	16:58.277	32.115	2:05.051	6	68.728	69.955
3	74	Rab Davie	Kawasaki	ER6 650	8	16:58.789	32.627	2:04.446	5	68.693	70.296
4	25	Scott Campbell	Suzuki	SV 650	8	17:05.533	39.371	2:06.163	4	68.242	69.339
5	29	Mark Lister	Kawasaki	ER6 650	8	17:20.398	54.236	2:06.193	5	67.267	69.322
6	30	Adrian Harrison	Kawasaki	ER6 650	8	17:31.992	1:05.830	2:09.131	6	66.525	67.745
7	17	Mark Goodings	Kawasaki	ZX6 600	8	17:34.003	1:07.841	2:09.633	3	66.398	67.483
8	11	Rodger Wibberley	Kawasaki	ER6 650	8	17:37.921	1:11.759	2:09.340	8	66.152	67.636
9	39	Chris Smith	Kawasaki	ZXR 400	8	17:43.127	1:16.965	2:08.737	3	65.828	67.952
10	35	Martin Harrison	Kawasaki	ER 650	8	17:47.280	1:21.118	2:10.263	3	65.572	67.156
11	65	Alan Ellis	Suzuki	SV 650	8	17:47.489	1:21.327	2:10.019	4	65.559	67.282
12	47	Daniel Booth	Suzuki	SV 650	8	17:56.350	1:30.188	2:11.497	4	65.020	66.526
13	63	Leon Murphy	Suzuki	SV 650	8	18:10.987	1:44.825	2:14.590	4	64.147	64.997
14	28	Adrian Skaife	Honda	RS 250	8	18:11.739	1:45.577	2:12.001	3	64.103	66.272

Not classified

DNF	26	John Tibbetts	Kawasaki	ER6 650	6	13:32.519	DNF	2:12.916	2	64.599	65.816
DNF	31	Robert Simcock	Kawasaki	ER6 650	5	11:02.685	DNF	2:10.235	4	66.004	67.171
DNF	70	Justin Waring	Honda	RS 125	5	11:52.520	DNF	2:12.447	3	61.388	66.049
DNF	52	James Cowton	Kawasaki	ER6 650	4	8:40.084	DNF	2:04.463	4	67.281	70.286
DNF	24	Mike Minns	Velosaki	ER6 650	2	4:36.457	DNF	2:12.167	2	63.287	66.189
DNF	32	David Guiney	Honda	RS 250	2	4:38.511	DNF	2:13.393	2	62.820	65.581
DNF	18	Tony Flinton	Honda	RS 125	2	4:46.659	DNF	2:19.611	2	61.034	62.660
DNF	55	Ben Cole	Kawasaki	ZXR 400	1	2:23.681	DNF	2:22.525	1	60.885	61.379

Margin of Victory

Avg. Speed

Best Lap Tm

Best Spd

Best Lap by

32.115

70.966

1:59.103

73.449

38 - Ivan Lintin

Timekeeper:

Race Director:

Weather/Track: Cloudy / Damp / 13°C

Results - www.sportstiming.com

Printed: 24/06/2012 13:21:58



Barry Sheene Road Race Festival

Lapchart


Modern Machines up to 400cc

Olivers Mount 2.430 Miles

Race 2 - 1st Leg

24/06/2012 13:01

Race started at 13:01:20



Competitors	Laps									
	0	1	2	3	4	5	6	7	8	
Rab Davie (74)	1	74	38	38	38	38	38	38	38	38
Mark Goodings (17)	2	17	25	25	8	8	8	8	8	8
Scott Campbell (25)	3	25	8	8	25	25	74	74	74	74
Ivan Lintin (38)	4	38	74	74	74	74	25	25	25	25
David Bell (8)	5	8	29	29	29	29	29	29	29	29
Mark Lister (29)	6	29	47	47	52	52	17	17	30	30
Rodger Wibberley (11)	7	11	11	17	17	17	30	30	17	17
Leon Murphy (63)	8	63	17	11	47	47	31	39	11	11
Ben Cole (55)	9	55	63	52	11	11	11	11	39	39
Martin Harrison (35)	10	35	35	35	35	30	39	47	35	35
Robert Simcock (31)	11	31	31	31	30	31	47	35	65	65
Adrian Harrison (30)	12	30	30	30	31	35	35	65	47	47
Daniel Booth (47)	13	47	65	65	39	65	65	28	28	63
Chris Smith (39)	14	39	52	39	65	39	26	26	63	28
Alan Ellis (65)	15	65	39	63	63	63	28	63		
John Tibbetts (26)	16	26	55	24	26	26	63			
Mike Minns (24)	17	24	26	26	70	70	70			
David Guiney (32)	18	32	24	32	28	28				
Adrian Skaife (28)	19	28	32	70						
James Cowton (52)	20	52	28	28						
Tony Flinton (18)	21	18	70	18						
Justin Waring (70)	22	70	18							

Timekeeper:

Race Director:

Weather/Track: Cloudy / Damp / 13°C

Results - www.sportstimingservices.com

Printed: 24/06/2012 13:47:21



Barry Sheene Road Race Festival

Modern Machines up to 400cc

Olivers Mount 2.430 Miles

Race 2 - 1st Leg

24/06/2012 13:01

Race started at 13:01:20

Lap	Time of Day	Lap Tm	S1 Tm	S2 Tm
(38) Ivan Lintin				
1	13:03:25.610	2:04.829	1:18.985	45.844
2	13:05:24.713	1:59.103	1:13.064	46.039
3	13:07:23.985	1:59.272	1:13.245	46.027
4	13:09:24.457	2:00.472	1:13.772	46.700
5	13:11:25.388	2:00.931	1:14.277	46.654
6	13:13:27.087	2:01.699	1:15.205	46.494
7	13:15:34.548	2:07.461	1:16.845	50.616
8	13:17:46.625	2:12.077	1:22.017	50.060
(8) David Bell				
1	13:03:29.316	2:08.343	1:20.743	47.600
2	13:05:36.038	2:06.722	1:18.596	48.126
3	13:07:41.202	2:05.164	1:17.550	47.614
4	13:09:46.367	2:05.165	1:17.486	47.679
5	13:11:51.638	2:05.271	1:17.279	47.992
6	13:13:56.689	2:05.051	1:17.544	47.507
7	13:16:08.893	2:12.204	1:20.866	51.338
8	13:18:18.740	2:09.847	1:21.046	48.801
(74) Rab Davie				
1	13:03:31.220	2:10.757	1:21.942	48.815
2	13:05:36.951	2:05.731	1:17.675	48.056
3	13:07:43.455	2:06.504	1:17.882	48.622
4	13:09:49.335	2:05.880	1:17.542	48.338
5	13:11:53.781	2:04.446	1:16.555	47.891
6	13:13:59.040	2:05.259	1:16.711	48.548
7	13:16:09.905	2:10.865	1:20.605	50.260
8	13:18:19.252	2:09.347	1:20.497	48.850
(25) Scott Campbell				
1	13:03:29.075	2:08.529	1:20.253	48.276
2	13:05:35.581	2:06.506	1:17.771	48.735
3	13:07:42.674	2:07.093	1:18.641	48.452
4	13:09:48.837	2:06.163	1:17.958	48.205
5	13:11:55.505	2:06.668	1:17.976	48.692
6	13:14:02.014	2:06.509	1:17.484	49.025
7	13:16:16.105	2:14.091	1:22.884	51.207
8	13:18:25.996	2:09.891	1:20.436	49.455
(29) Mark Lister				
1	13:03:31.640	2:10.459	1:22.614	47.845
2	13:05:38.886	2:07.246	1:19.397	47.849
3	13:07:46.382	2:07.496	1:19.226	48.270
4	13:09:53.032	2:06.650	1:18.748	47.902
5	13:11:59.225	2:06.193	1:18.599	47.594
6	13:14:07.146	2:07.921	1:19.283	48.638
7	13:16:25.504	2:18.358	1:25.464	52.894
8	13:18:40.861	2:15.357	1:24.798	50.559
(30) Adrian Harrison				
1	13:03:39.966	2:17.995	1:27.436	50.559
2	13:05:51.935	2:11.969	1:22.586	49.383
3	13:08:01.671	2:09.736	1:20.493	49.243
4	13:10:11.810	2:10.139	1:20.629	49.510
5	13:12:21.569	2:09.759	1:21.414	48.345
6	13:14:30.700	2:09.131	1:19.556	49.575
7	13:16:42.473	2:11.773	1:22.241	49.532
8	13:18:52.455	2:09.982	1:21.549	48.433
(17) Mark Goodings				
1	13:03:36.381	2:15.868	1:25.972	49.896
2	13:05:47.946	2:11.565	1:21.555	50.010
3	13:07:57.579	2:09.633	1:20.772	48.861
4	13:10:08.343	2:10.764	1:20.923	49.841

Lap	Time of Day	Lap Tm	S1 Tm	S2 Tm
5	13:12:19.843	2:11.500	1:21.511	49.989
6	13:14:30.204	2:10.361	1:20.336	50.025
7	13:16:43.397	2:13.193	1:22.946	50.247
8	13:18:54.466	2:11.069	1:20.813	50.256
(11) Rodger Wibberley				
1	13:03:35.713	2:14.491	1:25.028	49.463
2	13:05:48.357	2:12.644	1:22.567	50.077
3	13:08:00.316	2:11.959	1:21.813	50.146
4	13:10:11.674	2:11.358	1:20.918	50.440
5	13:12:24.106	2:12.432	1:22.191	50.241
6	13:14:38.208	2:14.102	1:20.084	54.018
7	13:16:49.044	2:10.836	1:20.637	50.199
8	13:18:58.384	2:09.340	1:19.777	49.563
(39) Chris Smith				
1	13:03:41.169	2:19.014	1:27.930	51.084
2	13:05:54.472	2:13.303	1:23.210	50.093
3	13:08:03.209	2:08.737	1:18.795	49.942
4	13:10:14.857	2:11.648	1:20.287	51.361
5	13:12:24.699	2:09.842	1:19.900	49.942
6	13:14:37.688	2:12.989	1:18.309	54.680
7	13:16:52.751	2:15.063	1:21.956	53.107
8	13:19:03.590	2:10.839	1:20.034	50.805
(35) Martin Harrison				
1	13:03:38.954	2:17.310	1:26.270	51.040
2	13:05:51.093	2:12.139	1:21.614	50.525
3	13:08:01.356	2:10.263	1:20.422	49.841
4	13:10:14.089	2:12.733	1:21.347	51.386
5	13:12:27.413	2:13.324	1:22.125	51.199
6	13:14:40.061	2:12.648	1:21.142	51.506
7	13:16:57.007	2:16.946	1:25.583	51.363
8	13:19:07.743	2:10.736	1:20.694	50.042
(65) Alan Ellis				
1	13:03:40.482	2:18.281	1:27.487	50.794
2	13:05:54.044	2:13.562	1:24.066	49.496
3	13:08:04.217	2:10.173	1:20.094	50.079
4	13:10:14.236	2:10.019	1:19.886	50.133
5	13:12:27.698	2:13.462	1:22.295	51.167
6	13:14:40.359	2:12.661	1:21.136	51.525
7	13:16:57.147	2:16.788	1:25.735	51.053
8	13:19:07.952	2:10.805	1:21.126	49.679
(47) Daniel Booth				
1	13:03:35.179	2:13.155	1:22.887	50.268
2	13:05:47.945	2:12.766	1:22.230	50.536
3	13:07:59.890	2:11.945	1:21.748	50.197
4	13:10:11.387	2:11.497	1:20.971	50.526
5	13:12:26.210	2:14.823	1:23.989	50.834
6	13:14:39.430	2:13.220	1:21.345	51.875
7	13:16:59.352	2:19.922	1:25.996	53.926
8	13:19:16.813	2:17.461	1:25.427	52.034
(63) Leon Murphy				
1	13:03:38.797	2:17.226	1:25.941	51.285
2	13:05:56.545	2:17.748	1:25.162	52.586
3	13:08:11.305	2:14.760	1:22.996	51.764
4	13:10:25.895	2:14.590	1:22.530	52.060
5	13:12:40.975	2:15.080	1:22.314	52.766
6	13:14:55.932	2:14.957	1:22.424	52.533
7	13:17:14.494	2:18.562	1:25.487	53.075
8	13:19:31.450	2:16.956	1:24.296	52.660
(28) Adrian Skaife				

Timekeeper:

Race Director:

Weather/Track: Cloudy / Damp / 13°C

Results - www.sportstimingservices.com



Barry Sheene Road Race Festival

Modern Machines up to 400cc

Olivers Mount 2.430 Miles

Race 2 - 1st Leg

24/06/2012 13:01

Race started at 13:01:20

Lap	Time of Day	Lap Tm	S1 Tm	S2 Tm
1	13:03:46.151	2:23.332	1:30.287	53.045
2	13:06:00.547	2:14.396	1:22.984	51.412
3	13:08:12.548	2:12.001	1:21.118	50.883
4	13:10:27.614	2:15.066	1:22.330	52.736
5	13:12:39.677	2:12.063	1:21.505	50.558
6	13:14:52.372	2:12.695	1:18.221	54.474
7	13:17:14.082	2:21.710	1:28.234	53.476
8	13:19:32.202	2:18.120	1:26.596	51.524

(26) John Tibbetts

1	13:03:44.384	2:21.870	1:29.979	51.891
2	13:05:57.300	2:12.916	1:22.483	50.433
3	13:08:11.560	2:14.260	1:22.566	51.694
4	13:10:26.102	2:14.542	1:22.555	51.987
5	13:12:39.646	2:13.544	1:22.423	51.121
6	13:14:52.982	2:13.336	1:20.895	52.441

(31) Robert Simcock

1	13:03:39.637	2:17.701	1:26.987	50.714
2	13:05:51.734	2:12.097	1:21.694	50.403
3	13:08:02.486	2:10.752	1:21.233	49.519
4	13:10:12.721	2:10.235	1:20.710	49.525
5	13:12:23.148	2:10.427	1:20.927	49.500

(70) Justin Waring

1	13:03:46.708	2:23.254	1:30.881	52.373
2	13:05:59.614	2:12.906	1:21.546	51.360
3	13:08:12.061	2:12.447	1:20.670	51.777
4	13:10:26.750	2:14.689	1:22.519	52.170
5	13:13:12.983	2:46.233	1:32.424	1:13.809

(52) James Cowton

1	13:03:40.591	2:17.718	1:27.542	50.176
2	13:05:50.977	2:10.386	1:21.145	49.241
3	13:07:56.084	2:05.107	1:17.291	47.816
4	13:10:00.547	2:04.463	1:16.989	47.474

(24) Mike Minns

1	13:03:44.753	2:22.232	1:29.199	53.033
2	13:05:56.920	2:12.167	1:20.530	51.637

(32) David Guiney

1	13:03:45.581	2:22.963	1:30.182	52.781
2	13:05:58.974	2:13.393	1:22.280	51.113

(18) Tony Flinton

1	13:03:47.511	2:24.425	1:31.000	53.425
2	13:06:07.122	2:19.611	1:25.223	54.388

(55) Ben Cole

1	13:03:44.144	2:22.525	1:29.430	53.095
---	--------------	-----------------	-----------------	---------------

Timekeeper:

Race Director:

Weather/Track: Cloudy / Damp / 13°C

Results - www.sportstiming.com



Barry Sheene Road Race Festival

Sorted on Laps

Modern Machines up to 400cc

Olivers Mount 2.430 Miles

Race 5 - 2nd Leg

24/06/2012 15:03

Race started at 15:03:28

Pos	No.	Name	Bike	cc	Laps	Total Tm	Diff	Best Tm	In Lap	Avg. Speed	Best Speed
1	38	Ivan Lintin	Kawasaki	ER6 650	8	15:46.490		1:56.795	7	73.941	74.900
2	8	David Bell	Kawasaki	ER6 650	8	15:57.846	11.356	1:58.345	4	73.064	73.919
3	74	Rab Davie	Kawasaki	ER6 650	8	16:14.155	27.665	2:00.493	8	71.841	72.602
4	70	Justin Waring	Honda	RS 125	8	16:14.348	27.858	1:59.606	8	71.826	73.140
5	25	Scott Campbell	Suzuki	SV 650	8	16:15.656	29.166	2:00.638	6	71.730	72.514
6	24	Mike Minns	Velosaki	ER6 650	8	16:50.941	1:04.451	2:03.403	5	69.227	70.890
7	39	Chris Smith	Kawasaki	ZXR 400	8	17:00.430	1:13.940	2:03.895	8	68.583	70.608
8	47	Daniel Booth	Suzuki	SV 650	8	17:00.573	1:14.083	2:04.865	8	68.573	70.060
9	30	Adrian Harrison	Kawasaki	ER6 650	8	17:05.022	1:18.532	2:05.814	8	68.276	69.531
10	65	Alan Ellis	Suzuki	SV 650	8	17:10.801	1:24.311	2:06.640	8	67.893	69.078
11	11	Rodger Wibberley	Kawasaki	ER6 650	8	17:15.160	1:28.670	2:07.253	8	67.607	68.745
12	17	Mark Goodings	Kawasaki	ZX6 600	8	17:23.668	1:37.178	2:08.305	3	67.056	68.181
13	35	Martin Harrison	Kawasaki	ER 650	8	17:29.085	1:42.595	2:08.976	7	66.710	67.827
14	55	Ben Cole	Kawasaki	ZXR 400	8	17:38.310	1:51.820	2:09.574	2	66.128	67.514
15	28	Adrian Skaife	Honda	RS 250	8	17:46.485	1:59.995	2:10.973	3	65.621	66.792

Not classified

DNF	33	Sarah Boyes	Honda	RS 250	6	13:34.654	DNF	2:13.784	6	64.430	65.389
DNF	12	Jamie Coward	Suzuki	GSXR 600	3	6:16.049	DNF	1:59.307	3	69.789	73.323
DNF	26	John Tibbetts	Kawasaki	ER6 650		2.133	DNF		0	-	-

Margin of Victory	Avg. Speed	Best Lap Tm	Best Spd	Best Lap by
11.356	73.941	1:56.795	74.900	38 - Ivan Lintin

Timekeeper:

Race Director:

Weather/Track: Cloudy / Drying / 13°C

Results - www.sportstimingsservices.com

Printed: 24/06/2012 15:25:43



Barry Sheene Road Race Festival

Lapchart

Modern Machines up to 400cc

Olivers Mount 2.430 Miles

Race 5 - 2nd Leg

24/06/2012 15:03

Race started at 15:03:28

Competitors	Laps									
	0	1	2	3	4	5	6	7	8	
Scott Campbell (25)	1	25	38	38	38	38	38	38	38	38
Rab Davie (74)	2	74	8	8	8	8	8	8	8	8
Mark Goodings (17)	3	17	74	74	74	74	74	74	74	74
Ivan Lintin (38)	4	38	25	25	25	25	25	25	25	70
David Bell (8)	5	8	70	70	70	70	70	70	70	25
Rodger Wibberley (11)	6	11	47	12	12	24	24	24	24	24
Martin Harrison (35)	7	35	11	24	24	47	47	47	47	39
Ben Cole (55)	8	55	24	47	47	30	30	39	39	47
Justin Waring (70)	9	70	12	11	11	39	39	30	30	30
Adrian Harrison (30)	10	30	30	30	30	11	65	65	65	65
Daniel Booth (47)	11	47	65	65	65	65	11	11	11	11
Chris Smith (39)	12	39	35	39	39	17	17	17	17	17
John Tibbetts (26)	13	26	17	17	17	55	55	35	35	35
Alan Ellis (65)	14	65	39	35	55	35	35	55	55	55
Jamie Coward (12)	15	12	55	55	35	28	28	28	28	28
Mike Minns (24)	16	24	33	28	28	33	33	33		
Adrian Skaife (28)	17	28	28	33	33					
Sarah Boyes (33)	18	33								

Timekeeper:

Orbits

Race Director:

www.amb-it.com

Weather/Track: Cloudy / Drying / 13°C

www.mylaps.com

Results - www.sportstimingservices.com

Licensed to: Sports Timing Services

Printed: 24/06/2012 15:24:39



Barry Sheene Road Race Festival

Modern Machines up to 400cc

Olivers Mount 2.430 Miles

Race 5 - 2nd Leg

24/06/2012 15:03

Race started at 15:03:28

Lap	Time of Day	Lap Tm	S1 Tm	S2 Tm
(38) Ivan Lintin				
1	15:05:31.234	2:02.141	1:16.559	45.582
2	15:07:29.255	1:58.021	1:12.131	45.890
3	15:09:26.602	1:57.347	1:11.699	45.648
4	15:11:24.848	1:58.246	1:12.808	45.438
5	15:13:22.836	1:57.988	1:12.276	45.712
6	15:15:19.669	1:56.833	1:11.690	45.143
7	15:17:16.464	1:56.795	1:11.463	45.332
8	15:19:14.883	1:58.419	1:12.064	46.355

(8) David Bell				
1	15:05:32.967	2:03.621	1:17.568	46.053
2	15:07:31.879	1:58.912	1:13.429	45.483
3	15:09:30.850	1:58.971	1:13.249	45.722
4	15:11:29.195	1:58.345	1:12.836	45.509
5	15:13:27.677	1:58.482	1:12.811	45.671
6	15:15:26.125	1:58.448	1:12.533	45.915
7	15:17:25.349	1:59.224	1:12.841	46.383
8	15:19:26.239	2:00.890	1:14.361	46.529

(74) Rab Davie				
1	15:05:34.504	2:06.104	1:17.896	48.208
2	15:07:36.498	2:01.994	1:14.750	47.244
3	15:09:37.721	2:01.223	1:13.860	47.363
4	15:11:39.083	2:01.362	1:14.118	47.244
5	15:13:40.367	2:01.284	1:14.221	47.063
6	15:15:41.157	2:00.790	1:13.586	47.204
7	15:17:42.055	2:00.898	1:14.138	46.760
8	15:19:42.548	2:00.493	1:13.580	46.913

(70) Justin Waring				
1	15:05:36.367	2:06.373	1:19.375	46.998
2	15:07:38.711	2:02.344	1:14.851	47.493
3	15:09:40.176	2:01.465	1:14.391	47.074
4	15:11:41.391	2:01.215	1:14.521	46.694
5	15:13:42.577	2:01.186	1:14.231	46.955
6	15:15:42.979	2:00.402	1:13.692	46.710
7	15:17:43.135	2:00.156	1:13.845	46.311
8	15:19:42.741	1:59.606	1:13.854	45.752

(25) Scott Campbell				
1	15:05:35.222	2:06.829	1:19.401	47.428
2	15:07:37.770	2:02.548	1:15.203	47.345
3	15:09:39.240	2:01.470	1:14.914	46.556
4	15:11:39.979	2:00.739	1:13.994	46.745
5	15:13:41.209	2:01.230	1:14.157	47.073
6	15:15:41.847	2:00.638	1:13.892	46.746
7	15:17:42.911	2:01.064	1:14.233	46.831
8	15:19:44.049	2:01.138	1:14.383	46.755

(24) Mike Minns				
1	15:05:42.230	2:11.380	1:22.770	48.610
2	15:07:47.432	2:05.202	1:17.423	47.779
3	15:09:51.938	2:04.506	1:16.216	48.290
4	15:11:56.615	2:04.677	1:16.321	48.356
5	15:14:00.018	2:03.403	1:15.881	47.522
6	15:16:05.960	2:05.942	1:16.879	49.063
7	15:18:12.318	2:06.358	1:17.377	48.981
8	15:20:19.334	2:07.016	1:17.612	49.404

(39) Chris Smith				
1	15:05:47.015	2:16.524	1:26.807	49.717
2	15:07:55.134	2:08.119	1:18.399	49.720
3	15:10:01.331	2:06.197	1:17.120	49.077
4	15:12:08.599	2:07.268	1:18.156	49.112

5	15:14:15.341	2:06.742	1:18.561	48.181
6	15:16:20.538	2:05.197	1:16.695	48.502
7	15:18:24.928	2:04.390	1:16.107	48.283
8	15:20:28.823	2:03.895	1:14.752	49.143

(47) Daniel Booth				
1	15:05:40.814	2:10.547	1:20.666	49.881
2	15:07:50.142	2:09.328	1:19.511	49.817
3	15:09:58.613	2:08.471	1:18.921	49.550
4	15:12:05.824	2:07.211	1:17.206	50.005
5	15:14:12.401	2:06.577	1:17.420	49.157
6	15:16:18.855	2:06.454	1:17.515	48.939
7	15:18:24.101	2:05.246	1:17.296	47.950
8	15:20:28.966	2:04.865	1:16.382	48.483

(30) Adrian Harrison				
1	15:05:43.308	2:13.082	1:24.625	48.457
2	15:07:51.161	2:07.853	1:19.161	48.692
3	15:10:00.469	2:09.308	1:20.106	49.202
4	15:12:07.484	2:07.015	1:18.754	48.261
5	15:14:14.950	2:07.466	1:19.153	48.313
6	15:16:21.577	2:06.627	1:18.752	47.875
7	15:18:27.601	2:06.024	1:18.444	47.580
8	15:20:33.415	2:05.814	1:18.338	47.476

(65) Alan Ellis				
1	15:05:44.641	2:14.114	1:24.540	49.574
2	15:07:51.763	2:07.122	1:18.500	48.622
3	15:10:00.630	2:08.867	1:19.712	49.155
4	15:12:10.233	2:09.603	1:20.287	49.316
5	15:14:17.510	2:07.277	1:18.973	48.304
6	15:16:25.190	2:07.680	1:19.220	48.460
7	15:18:32.554	2:07.364	1:19.209	48.155
8	15:20:39.194	2:06.640	1:18.487	48.153

(11) Rodger Wibberley				
1	15:05:41.277	2:11.646	1:21.918	49.728
2	15:07:50.757	2:09.480	1:19.613	49.867
3	15:10:00.142	2:09.385	1:19.550	49.835
4	15:12:10.066	2:09.924	1:20.504	49.420
5	15:14:19.769	2:09.703	1:19.952	49.751
6	15:16:28.200	2:08.431	1:19.068	49.363
7	15:18:36.300	2:08.100	1:18.995	49.105
8	15:20:43.553	2:07.253	1:18.067	49.186

(17) Mark Goodings				
1	15:05:46.407	2:17.954	1:28.078	49.876
2	15:07:55.689	2:09.282	1:19.492	49.790
3	15:10:03.994	2:08.305	1:19.012	49.293
4	15:12:13.101	2:09.107	1:19.028	50.079
5	15:14:21.621	2:08.520	1:19.368	49.152
6	15:16:30.904	2:09.283	1:19.602	49.681
7	15:18:40.651	2:09.747	1:19.661	50.086
8	15:20:52.061	2:11.410	1:20.649	50.761

(35) Martin Harrison				
1	15:05:44.780	2:14.944	1:24.154	50.790
2	15:07:56.602	2:11.822	1:20.236	51.586
3	15:10:08.891	2:12.289	1:20.877	51.412
4	15:12:19.605	2:10.714	1:19.691	51.023
5	15:14:29.764	2:10.159	1:19.525	50.634
6	15:16:39.048	2:09.284	1:19.334	49.950
7	15:18:48.024	2:08.976	1:18.934	50.042
8	15:20:57.478	2:09.454	1:18.861	50.593

(55) Ben Cole				
----------------------	--	--	--	--

Timekeeper:

Race Director:

Weather/Track: Cloudy / Drying / 13°C

Results - www.sportstiming.com



Barry Sheene Road Race Festival

Modern Machines up to 400cc

Olivers Mount 2.430 Miles

Race 5 - 2nd Leg

24/06/2012 15:03

Race started at 15:03:28

Lap	Time of Day	Lap Tm	S1 Tm	S2 Tm	Lap	Time of Day	Lap Tm	S1 Tm	S2 Tm
1	15:05:47.493	2:17.561	1:25.989	51.572					
2	15:07:57.067	2:09.574	1:19.191	50.383					
3	15:10:07.186	2:10.119	1:19.502	50.617					
4	15:12:17.018	2:09.832	1:18.349	51.483					
5	15:14:28.340	2:11.322	1:19.650	51.672					
6	15:16:41.421	2:13.081	1:20.093	52.988					
7	15:18:54.330	2:12.909	1:20.991	51.918					
8	15:21:06.703	2:12.373	1:20.949	51.424					

(28) Adrian Skaife

1	15:05:52.056	2:21.086	1:28.702	52.384
2	15:08:03.450	2:11.394	1:20.018	51.376
3	15:10:14.423	2:10.973	1:20.443	50.530
4	15:12:28.054	2:13.631	1:20.587	53.044
5	15:14:39.186	2:11.132	1:19.409	51.723
6	15:16:51.528	2:12.342	1:21.050	51.292
7	15:19:03.124	2:11.596	1:20.192	51.404
8	15:21:14.878	2:11.754	1:19.877	51.877

(33) Sarah Boyes

1	15:05:50.972	2:19.997	1:28.199	51.798
2	15:08:06.105	2:15.133	1:23.524	51.609
3	15:10:20.296	2:14.191	1:22.845	51.346
4	15:12:34.799	2:14.503	1:21.965	52.538
5	15:14:49.263	2:14.464	1:22.700	51.764
6	15:17:03.047	2:13.784	1:22.746	51.038

(12) Jamie Coward

1	15:05:42.521	2:11.849	1:23.744	48.105
2	15:07:45.135	2:02.614	1:16.254	46.360
3	15:09:44.442	1:59.307	1:13.542	45.765

Timekeeper:

Race Director:

Weather/Track: Cloudy / Drying / 13°C

Results - www.sportstimingservices.com



Barry Sheene Road Race Festival

Sorted on Best Lap time

Sidecars Olivers Mount 2.430 Miles

Free Practice 24/06/2012 10:13

Practice started at 10:13:14

Pos	No.	Name	Bike	cc	Best Tm	In Lap	Diff	Best Speed	Avg. Speed
1	11	Lillie / Chandler	DMR	Yamaha 600	2:22.648	4		61.326	54.135
2	16	Chandler / Dawson	Shelbourne	Yamaha 600	2:34.206	4	11.558	56.729	50.132
3	14	Chandler / Chandler	Bellas	Yamaha 600	2:34.231	4	11.583	56.720	50.143
4	12	Noble / Chandler	Mr Equipe	Suzuki 600	2:36.257	2	13.609	55.985	47.965
5	8	Houghton / Thomas	Mr Equipe	Nourish 900	2:38.869	4	16.221	55.064	47.255
6	5	Bailey / Beaumont	Bellas	BMW 980	2:49.885	4	27.237	51.494	45.797
7	3	Cutmore / Thomas	BSA	744	3:06.239	2	43.591	46.972	40.246

Announcements
No 10 - No Transponder

Timekeeper:

Race Director:

Weather/Track: Cloudy / Wet / 12°C

Results - www.sportstimingservices.com

Printed: 24/06/2012 10:27:38



Barry Sheene Road Race Festival

Sorted on Best Lap time

Sidecars Olivers Mount 2.430 Miles

Timed Qualifying 24/06/2012 11:33

Practice started at 11:33:11

Pos	No.	Name	Bike	cc	Best Tm	In Lap	Diff	Best Speed	Avg. Speed
1	10	Bell / Bell	LCR	Yamaha 600	2:04.894	2		70.043	70.256
2	11	Lillie / Chandler	DMR	Yamaha 600	2:16.911	2	12.017	63.896	63.898
3	12	Noble / Chandler	Mr Equipe	Suzuki 600	2:17.991	3	13.097	63.395	61.105
4	16	Chandler / Dawson	Shelbourne	Yamaha 600	2:23.953	2	19.059	60.770	60.658
5	8	Houghton / Thomas	Mr Equipe	Nourish 900	2:24.347	4	19.453	60.604	57.705
6	14	Chandler / Chandler	Bellas	Yamaha 600	2:27.248	2	22.354	59.410	57.735
7	7	Langham / Ward	Konig	500	2:37.062	2	32.168	55.698	55.256
8	5	Bailey / Beaumont	Bellas	BMW 980		0		-	51.276

Announcements

** No 7 - Fit transponder to be shown in next result**

Timekeeper:

Race Director:

Weather/Track: Cloudy / Damp / 13°C

Results - www.sportstimingservices.com

Printed: 24/06/2012 11:44:49



Barry Sheene Road Race Festival

Sorted on Laps

Sidecars Olivers Mount 2.430 Miles

Race 4 - 1st Leg 24/06/2012 14:35

Race started at 14:35:08

Pos	No.	Name	Bike	cc	Laps	Total Tm	Diff	Best Tm	In Lap	Avg. Speed	Best Speed
8											
1	7	Langham / Ward	Konig	500	5	12:57.833		2:32.927	5	56.233	57.204
Not classified											
DNF	8	Houghton / Thomas	Mr Equipe	Nourish 900	3	7:07.440	DNF	2:21.762	2	61.398	61.709
DNF	3	Cutmore / Thomas	BSA	744		2.066	DNF		0	-	-
9											
1	10	Bell / Bell	LCR	Yamaha 600	6	12:22.344		1:59.618	3	70.706	73.133
2	11	Lillie / Chandler	DMR	Yamaha 600	6	13:25.713	1:03.369	2:11.870	3	65.145	66.338
3	16	Chandler / Dawson	Shelbourne	Yamaha 600	6	13:54.017	1:31.673	2:13.026	2	62.934	65.762
4	14	Chandler / Chandler	Bellas	Yamaha 600	6	14:22.717	2:00.373	2:20.763	5	60.840	62.147
Not classified											
DNF	12	Noble / Chandler	Mr Equipe	Suzuki 600		0.434	DNF		0	-	-

Announcements

** No Transponder - No 7**

Margin of Victory	Avg. Speed	Best Lap Tm	Best Spd	Best Lap by
1:03.369	70.706	1:59.618	73.133	10 - Bell / Bell

Timekeeper:

Race Director:

Weather/Track: Cloudy / Drying / 13°C

Results - www.sportstimingservices.com

Printed: 24/06/2012 14:52:35



Barry Sheene Road Race Festival

Lapchart


Sidecars

Olivers Mount 2.430 Miles

Race 4 - 1st Leg

24/06/2012 14:35

Race started at 14:35:08



Competitors	Laps							
	0	1	2	3	4	5	6	
Lillie / Chandler (11)	1	11	11	10	10	10	10	10
Bell / Bell (10)	2	10	10	11	11	11	11	11
Noble / Chandler (12)	3	12	16	16	16	16	16	16
Chandler / Chandler (14)	4	14	8	8	8	14	14	14
Chandler / Dawson (16)	5	16	14	14	14	7	7	
Houghton / Thomas (8)	6	8	7	7	7			
Cutmore / Thomas (3)	7	3						
Langham / Ward (7)	8	7						

Timekeeper:

Race Director:

Weather/Track: Cloudy / Drying / 13°C

Results - www.sportstimingservices.com

Printed: 24/06/2012 14:55:30



Barry Sheene Road Race Festival

Sidecars

Olivers Mount 2.430 Miles

Race 4 - 1st Leg

24/06/2012 14:35

Race started at 14:35:08

Lap	Time of Day	Lap Tm	S1 Tm	S2 Tm
(10) Bell / Bell				
1	14:37:21.893	2:12.860	1:22.706	50.154
2	14:39:29.380	2:07.487	1:19.714	47.773
3	14:41:28.998	1:59.618	1:14.084	45.534
4	14:43:28.665	1:59.667	1:13.633	46.034
5	14:45:30.492	2:01.827	1:13.941	47.886
6	14:47:31.003	2:00.511	1:14.179	46.332

(11) Lillie / Chandler				
1	14:37:21.714	2:13.055	1:22.497	50.558
2	14:39:35.667	2:13.953	1:19.623	54.330
3	14:41:47.537	2:11.870	1:20.907	50.963
4	14:44:00.202	2:12.665	1:20.246	52.419
5	14:46:15.858	2:15.656	1:22.008	53.648
6	14:48:34.372	2:18.514	1:22.222	56.292

(16) Chandler / Dawson				
1	14:37:25.494	2:15.926	1:25.484	50.442
2	14:39:38.520	2:13.026	1:22.180	50.846
3	14:41:57.728	2:19.208	1:25.487	53.721
4	14:44:19.052	2:21.324	1:27.911	53.413
5	14:46:42.137	2:23.085	1:27.144	55.941
6	14:49:02.676	2:20.539	1:27.362	53.177

(14) Chandler / Chandler				
1	14:37:39.487	2:30.111	1:34.087	56.024
2	14:40:03.230	2:23.743	1:28.208	55.535
3	14:42:25.072	2:21.842	1:27.049	54.793
4	14:44:46.771	2:21.699	1:27.084	54.615
5	14:47:07.534	2:20.763	1:26.743	54.020
6	14:49:31.376	2:23.842	1:28.737	55.105

(7) Langham / Ward				
1	14:37:49.309	2:38.475		
2	14:40:25.277	2:35.968		
3	14:42:59.964	2:34.687		
4	14:45:33.565	2:33.601		
5	14:48:06.492	2:32.927		

(8) Houghton / Thomas				
1	14:37:31.858	2:21.853	1:29.181	52.672
2	14:39:53.620	2:21.762	1:28.014	53.748
3	14:42:16.099	2:22.479	1:28.127	54.352

Timekeeper:

Race Director:

Weather/Track: Cloudy / Drying / 13°C

Results - www.sportstimingservices.com

Printed: 24/06/2012 14:56:13



Barry Sheene Road Race Festival

Sorted on Laps

Sidecars Olivers Mount 2.430 Miles

Race 8 - 2nd Leg 24/06/2012 17:13

Race started at 17:13:16

Pos	No.	Name	Bike	cc	Laps	Total Tm	Diff	Best Tm	In Lap	Avg. Speed	Best Speed
9											
1	10	Bell / Bell	LCR	Yamaha 600	3	6:58.319		2:18.382	3	62.737	63.216
2	12	Noble / Chandler	Mr Equipe	Suzuki 600	3	7:46.739	48.420	2:31.591	3	56.228	57.708
3	11	Lillie / Chandler	DMR	Yamaha 600	3	7:48.429	50.110	2:33.771	3	56.026	56.890
4	14	Chandler / Chandler	Bellas	Yamaha 600	3	7:49.742	51.423	2:33.984	3	55.869	56.811
Not classified											
DNF	7	Longshaw / Ward			1	2:51.215	DNF	2:50.010	1	51.094	51.456

Margin of Victory	Avg. Speed	Best Lap Tm	Best Spd	Best Lap by
48.420	62.737	2:18.382	63.216	10 - Bell / Bell

Timekeeper:

Race Director:

Weather/Track: Rain / Wet / 12°C

Results - www.sportstimingservices.com

Printed: 24/06/2012 17:23:39



Barry Sheene Road Race Festival

Lapchart


Sidecars

Olivers Mount 2.430 Miles

Race 8 - 2nd Leg

24/06/2012 17:13

Race started at 17:13:16



Competitors	Laps				
	0	1	2	3	
Bell / Bell (10)	1	10	10	10	10
Lillie / Chandler (11)	2	11	11	11	12
Noble / Chandler (12)	3	12	12	12	11
Chandler / Chandler (14)	4	14	14	14	14
Longshaw / Ward (7)	5	7	7		

Timekeeper:

Race Director:

Weather/Track: Rain / Wet / 12°C

Results - www.sportstimingservices.com

Printed: 24/06/2012 17:24:54



Barry Sheene Road Race Festival

Sidecars

Olivers Mount 2.430 Miles

Race 8 - 2nd Leg

24/06/2012 17:13

Race started at 17:13:16

Lap	Time of Day	Lap Tm	S1 Tm	S2 Tm	Lap	Time of Day	Lap Tm	S1 Tm	S2 Tm
(10) Bell / Bell									
1	17:15:37.984	2:21.255	1:28.444	52.811					
2	17:17:56.666	2:18.682	1:25.832	52.850					
3	17:20:15.048	2:18.382							
(12) Noble / Chandler									
1	17:15:54.062	2:37.006	1:37.874	59.132					
2	17:18:31.877	2:37.815	1:36.685	1:01.130					
3	17:21:03.468	2:31.591							
(11) Lillie / Chandler									
1	17:15:53.614	2:36.718	1:36.848	59.870					
2	17:18:31.387	2:37.773	1:36.568	1:01.205					
3	17:21:05.158	2:33.771							
(14) Chandler / Chandler									
1	17:15:54.808	2:37.289	1:38.202	59.087					
2	17:18:32.487	2:37.679	1:36.650	1:01.029					
3	17:21:06.471	2:33.984							
(7) Longshaw / Ward									
1	17:16:07.944	2:50.010	1:44.303	1:05.707					

Timekeeper:

Race Director:

Weather/Track: Rain / Wet / 12°C

Results - www.sportstimingservices.com

Printed: 24/06/2012 17:25:44