



# **Auto 66 Cock O' the North Road Races**

**21<sup>st</sup> & 22<sup>nd</sup> July 2012**





# Cock O' The North Road Races

## Lapchart


Northern 600

Olivers Mount 2.430 Miles

Race 1 - 1st Heat

21/07/2012 13:05

Race (8 Laps) started at 13:05:38



Competitors	Laps									
	0	1	2	3	4	5	6	7	8	
Dave Hewson (19)	1	19	77	77	77	77	77	77	77	77
Robert Wilson (37)	2	37	59	59	59	59	59	59	59	59
Ryan Farquhar (77)	3	77	19	19	19	37	37	37	37	37
Ivan Lintin (59)	4	59	85	37	37	19	19	19	19	19
Adam Child (27)	5	27	37	85	85	85	85	85	85	85
Ross Richards (85)	6	85	69	69	69	69	69	69	69	69
Dave Woolams (69)	7	69	26	26	26	26	26	26	26	26
James Neesom (91)	8	91	91	27	27	27	27	27	27	27
Rodger Wibberley (11)	9	11	27	11	11	11	11	11	11	11
Phil Harvey (26)	10	26	11	14	14	14	14	61	61	61
Stephen Cobbold (14)	11	14	14	61	61	61	61	51	51	81
Adam Sheriff (61)	12	61	61	91	51	51	51	14	43	43
Rad Hughes (51)	13	51	51	51	91	43	43	43	81	51
Stephen Degnan (43)	14	43	43	43	43	91	91	81	91	91
Oliver Dupuy (81)	15	81	81	81	81	81	81	91	14	14
Kevin Van der Gulik (34)	16	34	34	34	34	34	34	34	34	34

Timekeeper:

Clerk Of Course:

Weather / Track:

Results: [www.sportstimingservices.com](http://www.sportstimingservices.com)

Printed: 21/07/2012 13:23:58



# Cock O' The North Road Races

Northern 600

Olivers Mount 2.430 Miles

Race 1 - 1st Heat

21/07/2012 13:05

Race (8 Laps) started at 13:05:38

Lap	Time of Day	Lap Tm	S1 Tm	S2 Tm
<b>(77) Ryan Farquhar</b>				
1	13:07:31.991	1:53.543		
2	13:09:21.053	<b>1:49.062</b>		
3	13:11:10.695	1:49.642		
4	13:13:01.132	1:50.437		
5	13:14:51.685	1:50.553		
6	13:16:42.571	1:50.886		
7	13:18:33.705	1:51.134		
8	13:20:24.901	1:51.196		
<b>(59) Ivan Lintin</b>				
1	13:07:33.912	1:53.939		
2	13:09:24.826	1:50.914		
3	13:11:15.799	1:50.973		
4	13:13:07.013	1:51.214		
5	13:14:57.873	<b>1:50.860</b>		
6	13:16:49.536	1:51.663		
7	13:18:41.569	1:52.033		
8	13:20:33.985	1:52.416		
<b>(37) Robert Wilson</b>				
1	13:07:39.415	2:00.972		
2	13:09:32.167	1:52.752		
3	13:11:23.550	<b>1:51.383</b>		
4	13:13:16.059	1:52.509		
5	13:15:07.995	1:51.936		
6	13:17:01.154	1:53.159		
7	13:18:52.989	1:51.835		
8	13:20:45.687	1:52.698		
<b>(19) Dave Hewson</b>				
1	13:07:36.167	1:57.730		
2	13:09:29.454	1:53.287		
3	13:11:22.888	1:53.434		
4	13:13:16.396	1:53.508		
5	13:15:08.559	<b>1:52.163</b>		
6	13:17:01.480	1:52.921		
7	13:18:53.808	1:52.328		
8	13:20:46.061	1:52.253		
<b>(85) Ross Richards</b>				
1	13:07:38.993	1:58.595		
2	13:09:34.579	1:55.586		
3	13:11:30.509	1:55.930		
4	13:13:26.236	1:55.727		
5	13:15:21.789	1:55.553		
6	13:17:17.713	1:55.924		
7	13:19:13.131	1:55.418		
8	13:21:08.182	<b>1:55.051</b>		
<b>(69) Dave Woolams</b>				
1	13:07:39.965	1:59.535		
2	13:09:35.056	1:55.091		
3	13:11:31.042	1:55.986		
4	13:13:26.765	1:55.723		
5	13:15:22.848	1:56.083		
6	13:17:19.029	1:56.181		
7	13:19:14.065	1:55.036		
8	13:21:08.893	<b>1:54.828</b>		
<b>(26) Phil Harvey</b>				
1	13:07:42.336	2:01.545		
2	13:09:39.808	1:57.472		
3	13:11:37.052	1:57.244		
4	13:13:33.880	1:56.828		

Lap	Time of Day	Lap Tm	S1 Tm	S2 Tm
5	13:15:30.407	1:56.527		
6	13:17:27.298	1:56.891		
7	13:19:23.539	<b>1:56.241</b>		
8	13:21:20.020	1:56.481		
<b>(27) Adam Child</b>				
1	13:07:45.897	2:05.644		
2	13:09:42.608	1:56.711		
3	13:11:38.964	1:56.356		
4	13:13:34.172	<b>1:55.208</b>		
5	13:15:30.740	1:56.568		
6	13:17:27.577	1:56.837		
7	13:19:23.648	1:56.071		
8	13:21:20.145	1:56.497		
<b>(11) Rodger Wibberley</b>				
1	13:07:46.290	2:05.511		
2	13:09:44.871	1:58.581		
3	13:11:42.981	<b>1:58.110</b>		
4	13:13:41.998	1:59.017		
5	13:15:40.899	1:58.901		
6	13:17:40.250	1:59.351		
7	13:19:38.802	1:58.552		
8	13:21:37.320	1:58.518		
<b>(61) Adam Sheriff</b>				
1	13:07:47.502	2:06.534		
2	13:09:49.326	2:01.824		
3	13:11:51.021	2:01.695		
4	13:13:54.649	2:03.628		
5	13:15:55.863	2:01.214		
6	13:17:57.919	2:02.056		
7	13:19:57.429	<b>1:59.510</b>		
8	13:21:58.031	2:00.602		
<b>(81) Oliver Dupuy</b>				
1	13:07:48.840	2:07.362		
2	13:09:52.207	2:03.367		
3	13:11:54.402	2:02.195		
4	13:13:57.644	2:03.242		
5	13:15:59.456	2:01.812		
6	13:18:00.370	2:00.914		
7	13:20:00.806	2:00.436		
8	13:22:01.158	<b>2:00.352</b>		
<b>(43) Stephen Degnan</b>				
1	13:07:48.639	2:07.448		
2	13:09:50.561	2:01.922		
3	13:11:54.141	2:03.580		
4	13:13:56.005	2:01.864		
5	13:15:56.787	<b>2:00.782</b>		
6	13:17:59.604	2:02.817		
7	13:20:00.563	2:00.959		
8	13:22:01.930	2:01.367		
<b>(51) Rad Hughes</b>				
1	13:07:47.928	2:06.918		
2	13:09:50.119	2:02.191		
3	13:11:52.252	2:02.133		
4	13:13:54.977	2:02.725		
5	13:15:56.269	2:01.292		
6	13:17:58.898	2:02.629		
7	13:19:59.130	<b>2:00.232</b>		
8	13:22:02.596	2:03.466		
<b>(91) James Neesom</b>				

Timekeeper:

Clerk Of Course:

Weather / Track:

Results: [www.sportstimingservices.com](http://www.sportstimingservices.com)



## Cock O' The North Road Races

Northern 600

Olivers Mount 2.430 Miles

Race 1 - 1st Leg

21/07/2012 13:05

Race (8 Laps) started at 13:05:38

Lap	Time of Day	Lap Tm	S1 Tm	S2 Tm	Lap	Time of Day	Lap Tm	S1 Tm	S2 Tm
1	13:07:45.502	2:04.853							
2	13:09:49.608	2:04.106							
3	13:11:53.668	2:04.060							
4	13:13:56.608	2:02.940							
5	13:15:58.334	2:01.726							
6	13:18:00.737	2:02.403							
7	13:20:02.435	2:01.698							
8	13:22:02.773	<b>2:00.338</b>							

(14) Stephen Cobbold

1	13:07:46.794	2:05.907
2	13:09:48.523	2:01.729
3	13:11:50.495	2:01.972
4	13:13:54.038	2:03.543
5	13:15:55.390	<b>2:01.352</b>
6	13:17:59.447	2:04.057
7	13:20:03.866	2:04.419
8	13:22:05.613	2:01.747

(34) Kevin Van der Gulik

1	13:07:49.358	2:07.864
2	13:09:54.636	2:05.278
3	13:12:00.529	2:05.893
4	13:14:05.115	2:04.586
5	13:16:08.146	<b>2:03.031</b>
6	13:18:13.943	2:05.797
7	13:20:18.918	2:04.975
8	13:22:22.210	2:03.292

Timekeeper:

Clerk Of Course:

Weather / Track:

Results: [www.sportstimingservices.com](http://www.sportstimingservices.com)

Printed: 21/07/2012 13:25:06

Page 2/2



# Cock O' The North Road Races

Sorted on Laps

Northern 600

Race 1 - 1st Heat

Olivers Mount 2.430 Miles

21/07/2012 13:05

Race (8 Laps) started at 13:05:38											
No.	Name	Bike	cc	Laps	Total Tm	Diff	Best Tm	In Lap	Avg. Speed	Best Speed	
1	77 Ryan Farquhar	KMR Kawasaki	ZX6 600	8	14:46.464		1:49.062	2	78.947	80.211	
2	59 Ivan Lintin	Kawasaki	ZX6 600	8	14:55.548	9.084	1:50.860	5	78.147	78.910	
3	37 Robert Wilson	Kawasaki	ZXR 600	8	15:07.250	20.786	1:51.383	3	77.139	78.540	
4	19 Dave Hewson	Yamaha	R6 600	8	15:07.624	21.160	1:52.163	5	77.107	77.994	
5	85 Ross Richards	Kawasaki	ER6 650	8	15:29.745	43.281	1:55.051	8	75.272	76.036	
6	69 Dave Woolams	Honda	CBR RR 598	8	15:30.456	43.992	1:54.828	8	75.215	76.184	
7	26 Phil Harvey	Yamaha	R6 600	8	15:41.583	55.119	1:56.241	7	74.326	75.257	
8	27 Adam Child	Suzuki	GSXR 600	8	15:41.708	55.244	1:55.208	4	74.316	75.932	
9	11 Rodger Wibberley	Kawasaki	ZX6 600	8	15:58.883	1:12.419	1:58.110	3	72.985	74.067	
10	61 Adam Sheriff	Yamaha	R6 600	8	16:19.594	1:33.130	1:59.510	7	71.442	73.199	
11	81 Oliver Dupuy	Yamaha	R6 600	8	16:22.721	1:36.257	2:00.352	8	71.215	72.687	
12	43 Stephen Degnan	some	bike 600	8	16:23.493	1:37.029	2:00.782	5	71.159	72.428	
13	51 Rad Hughes	Yamaha	R6 599	8	16:24.159	1:37.695	2:00.232	7	71.110	72.759	
14	91 James Neesom	Suzuki	GSXR 600	8	16:24.336	1:37.872	2:00.338	8	71.098	72.695	
15	14 Stephen Cobbold	Honda	CBR 600	8	16:27.176	1:40.712	2:01.352	5	70.893	72.088	
16	34 Kevin Van der Gulik	Suzuki	GSXR 600	8	16:43.773	1:57.309	2:03.031	5	69.721	71.104	

Margin of Victory	Avg. Speed	Best Lap Tm	Best Spd	Best Lap by
9.084	78.947	1:49.062	80.211	77 - Ryan Farquhar

Timekeeper:

Clerk Of Course:

Weather / Track:

Results: [www.sportstimingservices.com](http://www.sportstimingservices.com)

Printed: 21/07/2012 13:22:56



# Cock O' The North Road Races

Sorted on Laps

Northern 600

Olivers Mount 2.430 Miles

Race 8 - 2nd Heat

21/07/2012 16:22

Race (8 Laps) started at 16:22:09

Pos	No.	Name	Bike	cc	Laps	Total Tm	Diff	Best Tm	In Lap	Avg. Speed	Best Speed
1	30	Dean Harrison	Yamaha	R6 600	8	14:42.400		<b>1:48.778</b>	8	79.311	<b>80.421</b>
2	36	Michael Pearson	Honda	CBR 600	8	14:43.884	1.484	1:49.070	7	79.178	80.205
3	15	Daniel Frear	Yamaha	R6 600	8	14:52.259	9.859	1:50.612	5	78.435	79.087
4	52	James Cowton	Honda	CBR 600	8	14:52.704	10.304	1:50.317	8	78.396	79.299
5	12	Jamie Coward	Hotties Suzuki	GSXR 600	8	14:53.145	10.745	1:50.026	5	78.357	79.508
6	41	Ben Wylie	Yamaha	R6 600	8	15:07.723	25.323	1:52.473	5	77.098	77.779
7	33	Gary Graves	Yamaha	R6 600	8	15:21.914	39.514	1:53.658	8	75.912	76.968
8	10	Mick Goodings	Honda	CBR 600	8	15:36.035	53.635	1:54.428	4	74.766	76.450
9	60	Callum Laidlaw	Yamaha	R6 600	8	15:37.115	54.715	1:55.716	5	74.680	75.599
10	45	Dean Hindson	Yamaha	R6 600	8	15:41.530	59.130	1:55.245	6	74.330	75.908
11	28	Simon Fulton	Yamaha	R6 600	8	15:45.079	1:02.679	1:54.047	8	74.051	76.705
12	88	Nuno Caetano	Kawasaki	ZX6 600	8	16:02.296	1:19.896	1:58.817	5	72.726	73.626
13	24	Marcel Zuurbier	Yamaha	R6 600	8	16:23.323	1:40.923	2:01.208	3	71.171	72.173
14	25	Carl Roberts	Suzuki	GSXR 600	8	16:24.831	1:42.431	2:00.155	8	71.062	72.806
15	86	Christian Slater	Suzuki	GSXR 600	7	14:49.156	1 Lap	2:05.105	3	68.870	69.925
16	96	Callum O'Shea	Honda	CBR 600	7	15:16.510	1 Lap	2:08.966	5	66.814	67.832
Not classified											
DNF	63	Tom Robinson	Honda	CBR 600	7	14:13.905	DNF	2:00.450	4	71.713	72.628

## Announcements

\*\* No Transponder No 45 - fit before any further races!!\*\*

Margin of Victory	Avg. Speed	Best Lap Tm	Best Speed	Best Lap by
1.484	79.311	1:48.778	80.421	30 - Dean Harrison

Timekeeper:

Clerk Of Course:

Weather / Track:

Results: [www.sportstimingservices.com](http://www.sportstimingservices.com)

Printed: 21/07/2012 16:39:13



# Cock O' The North Road Races

## Lapchart

Northern 600

Olivers Mount 2.430 Miles

Race 8 - 2nd Heat

21/07/2012 16:22

Race (8 Laps) started at 16:22:09



Competitors	Laps									
	0	1	2	3	4	5	6	7	8	
James Cowton (52)	1	52	36	30	30	30	30	30	30	30
Daniel Frear (15)	2	15	30	36	36	36	36	36	36	36
Dean Harrison (30)	3	30	15	15	15	15	15	15	15	15
Michael Pearson (36)	4	36	52	52	52	12	12	12	52	
Mick Goodings (10)	5	10	41	12	12	12	52	52	52	12
Gary Graves (33)	6	33	12	41	41	41	41	41	41	41
Ben Wylie (41)	7	41	33	33	33	33	33	33	33	33
Jamie Coward (12)	8	12	10	10	10	10	10	10	10	10
Simon Fulton (28)	9	28	28	28	60	60	60	60	60	60
Callum Laidlaw (60)	10	60	60	60	28	28	28	28	28	28
Tom Robinson (63)	11	63	63	63	88	88	88	88	88	88
Dean Hindson (45)	12	45	88	88	63	63	63	63	63	24
Christian Slater (86)	13	86	86	24	24	24	24	24	24	25
Marcel Zuurbier (24)	14	24	24	25	25	25	25	25	25	
Nuno Caetano (88)	15	88	25	86	86	86	86	86	86	
Carl Roberts (25)	16	25	96	96	96	96	96	96	96	
Callum O'Shea (96)	17	96	45	45	45	45	45	45	45	

Timekeeper:

Clerk Of Course:

Weather / Track:

Results: [www.sportstimingservices.com](http://www.sportstimingservices.com)

Printed: 21/07/2012 16:40:24



# Cock O' The North Road Races

Northern 600

Olivers Mount 2.430 Miles

Race 8 - 2nd Heat

21/07/2012 16:22

Race (8 Laps) started at 16:22:09

Lap	Time of Day	Lap Tm	S1	S2
<b>(30) Dean Harrison</b>				
1	16:24:04.891	1:54.874		
2	16:25:55.074	1:50.183		
3	16:27:45.333	1:50.259		
4	16:29:35.792	1:50.459		
5	16:31:25.484	1:49.692		
6	16:33:14.440	1:48.956		
7	16:35:03.601	1:49.161		
8	16:36:52.379	<b>1:48.778</b>		
<b>(36) Michael Pearson</b>				
1	16:24:04.593	1:54.493		
2	16:25:55.792	1:51.199		
3	16:27:45.615	1:49.823		
4	16:29:36.236	1:50.621		
5	16:31:25.949	1:49.713		
6	16:33:15.100	1:49.151		
7	16:35:04.170	<b>1:49.070</b>		
8	16:36:53.863	1:49.693		
<b>(15) Daniel Frear</b>				
1	16:24:05.604	1:55.600		
2	16:25:57.019	1:51.415		
3	16:27:47.976	1:50.957		
4	16:29:38.822	1:50.846		
5	16:31:29.434	<b>1:50.612</b>		
6	16:33:20.566	1:51.132		
7	16:35:11.301	1:50.735		
8	16:37:02.238	1:50.937		
<b>(52) James Cowton</b>				
1	16:24:06.020	1:56.041		
2	16:25:57.241	1:51.221		
3	16:27:48.621	1:51.380		
4	16:29:39.229	1:50.608		
5	16:31:30.224	1:50.995		
6	16:33:21.016	1:50.792		
7	16:35:12.366	1:51.350		
8	16:37:02.683	<b>1:50.317</b>		
<b>(12) Jamie Coward</b>				
1	16:24:06.922	1:56.224		
2	16:25:58.496	1:51.574		
3	16:27:48.948	1:50.452		
4	16:29:39.776	1:50.828		
5	16:31:29.802	<b>1:50.026</b>		
6	16:33:20.774	1:50.972		
7	16:35:11.595	1:50.821		
8	16:37:03.124	1:51.529		
<b>(41) Ben Wylie</b>				
1	16:24:06.333	1:55.845		
2	16:25:59.100	1:52.767		
3	16:27:53.111	1:54.011		
4	16:29:46.532	1:53.421		
5	16:31:39.005	<b>1:52.473</b>		
6	16:33:31.616	1:52.611		
7	16:35:24.244	1:52.628		
8	16:37:17.702	1:53.458		
<b>(33) Gary Graves</b>				
1	16:24:09.487	1:59.012		
2	16:26:04.083	1:54.596		
3	16:27:59.633	1:55.550		
4	16:29:54.109	1:54.476		

Lap	Time of Day	Lap Tm	S1	S2
5	16:31:48.938	1:54.829		
6	16:33:43.459	1:54.521		
7	16:35:38.235	1:54.776		
8	16:37:31.893	<b>1:53.658</b>		
<b>(10) Mick Goodings</b>				
1	16:24:10.191	1:59.726		
2	16:26:05.522	1:55.331		
3	16:28:00.051	1:54.529		
4	16:29:54.479	<b>1:54.428</b>		
5	16:31:49.164	1:54.685		
6	16:33:43.734	1:54.570		
7	16:35:42.067	1:58.333		
8	16:37:46.014	2:03.947		
<b>(60) Callum Laidlaw</b>				
1	16:24:12.557	2:01.746		
2	16:26:10.295	1:57.738		
3	16:28:06.570	1:56.275		
4	16:30:02.554	1:55.984		
5	16:31:58.270	<b>1:55.716</b>		
6	16:33:54.410	1:56.140		
7	16:35:50.517	1:56.107		
8	16:37:47.094	1:56.577		
<b>(45) Dean Hindson</b>				
1	16:26:12.800	4:01.682		
2	16:28:10.116	1:57.316		
3	16:30:06.878	1:56.762		
4	16:34:00.772	3:53.894		
5	16:35:56.264	1:55.492		
6	16:37:51.509	<b>1:55.245</b>		
<b>(28) Simon Fulton</b>				
1	16:24:12.195	2:01.461		
2	16:26:10.057	1:57.862		
3	16:28:07.727	1:57.670		
4	16:30:05.842	1:58.115		
5	16:32:04.148	1:58.306		
6	16:34:03.200	1:59.052		
7	16:36:01.011	1:57.811		
8	16:37:55.058	<b>1:54.047</b>		
<b>(88) Nuno Caetano</b>				
1	16:24:16.521	2:05.203		
2	16:26:15.955	1:59.434		
3	16:28:15.286	1:59.331		
4	16:30:15.559	2:00.273		
5	16:32:14.376	<b>1:58.817</b>		
6	16:34:13.620	1:59.244		
7	16:36:12.518	1:58.898		
8	16:38:12.275	1:59.757		
<b>(24) Marcel Zuurbier</b>				
1	16:24:21.029	2:09.737		
2	16:26:22.316	2:01.287		
3	16:28:23.524	<b>2:01.208</b>		
4	16:30:25.084	2:01.560		
5	16:32:27.662	2:02.578		
6	16:34:30.019	2:02.357		
7	16:36:31.569	2:01.550		
8	16:38:33.302	2:01.733		
<b>(25) Carl Roberts</b>				
1	16:24:21.697	2:10.075		
2	16:26:24.643	2:02.946		

Timekeeper:

Clerk Of Course:

Weather / Track:

Results: [www.sportstimingservices.com](http://www.sportstimingservices.com)





## Cock O' The North Road Races

Northern 600

Olivers Mount 2.430 Miles

Race 8 - 2nd Leg

21/07/2012 16:22

Race (8 Laps) started at 16:22:09

Lap	Time of Day	Lap Tm	S1	S2	Lap	Time of Day	Lap Tm	S1	S2
3	16:28:26.905	2:02.262							
4	16:30:30.355	2:03.450							
5	16:32:32.743	2:02.388							
6	16:34:33.744	2:01.001							
7	16:36:34.655	2:00.911							
8	16:38:34.810	<b>2:00.155</b>							

(86) Christian Slater

1	16:24:20.566	2:09.292
2	16:26:28.882	2:08.316
3	16:28:33.987	<b>2:05.105</b>
4	16:30:40.887	2:06.900
5	16:32:47.080	2:06.193
6	16:34:52.560	2:05.480
7	16:36:59.135	2:06.575

(96) Callum O'Shea

1	16:24:24.168	2:12.318
2	16:26:34.029	2:09.861
3	16:28:44.001	2:09.972
4	16:30:54.274	2:10.273
5	16:33:03.240	<b>2:08.966</b>
6	16:35:16.725	2:13.485
7	16:37:26.489	2:09.764

(63) Tom Robinson

1	16:24:14.378	2:03.375
2	16:26:14.869	2:00.491
3	16:28:16.683	2:01.814
4	16:30:17.133	<b>2:00.450</b>
5	16:32:19.699	2:02.566
6	16:34:21.734	2:02.035
7	16:36:23.884	2:02.150

Timekeeper:

Clerk Of Course:

Weather / Track:

Results: [www.sportstimingservices.com](http://www.sportstimingservices.com)

Printed: 21/07/2012 16:41:09

Page 2/2



## Cock O' The North Road Races

Sorted on Laps

Northern 600

Olivers Mount 2.430 Miles

Race 12 - 1st Leg

22/07/2012 15:05

Race (6 Laps) started at 15:05:01

Pos	No.	Name	Bike	cc	Laps	Total Tm	Diff	Best Tm	In Lap	Avg. Speed	Best Speed
1	77	Ryan Farquhar	KMR Kawasaki	ZX6R	6	10:57.317		1:48.301	4	79.852	80.775
2	36	Michael Pearson	Honda	CBR600	6	11:00.412	3.095	1:48.531	4	79.478	80.604
3	<b>30</b>	Dean Harrison	<b>Yamaha</b>	<b>R6</b>	6	11:00.577	3.260	<b>1:48.118</b>	<b>6</b>	79.458	<b>80.912</b>
4	15	Daniel Frear	Yamaha	R6	6	11:08.839	11.522	1:50.470	4	78.476	79.189
5	52	James Cowton	Honda	CBR600	6	11:18.605	21.288	1:49.841	2	77.347	79.642
6	37	Robert Wilson	Kawasaki	ZX6R	6	11:19.692	22.375	1:50.889	4	77.223	78.890
7	41	Ben Wylie	Yamaha	R6	6	11:20.650	23.333	1:51.142	5	77.115	78.710
8	19	Dave Hewson	Yamaha	R6	6	11:25.268	27.951	1:52.918	4	76.595	77.472
9	69	Dave Woolams	Honda	CBR600	6	11:36.892	39.575	1:54.877	4	75.317	76.151
10	85	Ross Richards	Kawasaki	ER6 650	6	11:37.036	39.719	1:55.050	2	75.302	76.037
11	60	Callum Laidlaw	Yamaha	R6	6	11:41.686	44.369	1:54.833	5	74.803	76.180
12	33	Gary Graves	Yamaha	R6	6	11:42.127	44.810	1:55.478	5	74.756	75.755
13	45	Dean Hindson	Yamaha	R6	6	11:42.658	45.341	1:55.727	5	74.699	75.592
14	27	Adam Child	Suzuki	GSXR 600	6	11:46.486	49.169	1:55.726	6	74.294	75.592
15	26	Phil Harvey	Yamaha	R6	6	11:47.132	49.815	1:55.847	6	74.227	75.513
16	61	Adam Sheriff	Yamaha	R6	6	12:06.652	1:09.335	1:56.871	2	72.233	74.852
17	81	Oliver Dupuy	Yamaha	R6 600	6	12:07.327	1:10.010	1:59.422	6	72.166	73.253
18	43	Stephen Degnan			6	12:08.741	1:11.424	1:59.125	6	72.026	73.435
19	88	Nuno Caetano	Kawasaki	ZX6R	6	12:09.019	1:11.702	1:58.925	4	71.998	73.559
20	63	Tom Robinson	Honda	CBR600	6	12:09.722	1:12.405	1:58.323	6	71.929	73.933
21	14	Stephen Cobbold	Honda	CBR600	6	12:10.548	1:13.231	1:59.580	6	71.847	73.156
22	91	James Neesom	Suzuki	GSXR 600	6	12:12.029	1:14.712	1:59.131	6	71.702	73.432
23	51	Rad Hughes	Yamaha	R6	6	12:13.189	1:15.872	1:59.175	5	71.589	73.405
Not classified											
DNF	10	Mick Goodings	Honda	CBR600	3	5:55.125	DNF	1:54.341	2	73.901	76.508

Margin of Victory

Avg. Speed

Best Lap Tm

Best Speed

Best Lap by

3.095

79.852

1:48.118

80.912

30 - Dean Harrison

Timekeeper:

Clerk Of Course:

Weather / Track:

Results: [www.sportstimingservices.com](http://www.sportstimingservices.com)

Printed: 22/07/2012 15:17:53



# Cock O' The North Road Races

## Lapchart


Northern 600

Olivers Mount 2.430 Miles

Race 12 - 1st Leg

22/07/2012 15:05

Race (6 Laps) started at 15:05:01



Competitors	Laps							
	0	1	2	3	4	5	6	
Ryan Farquhar (77)	1	77	77	36	77	77	77	77
Michael Pearson (36)	2	36	36	77	36	36	36	36
Daniel Frear (15)	3	15	30	30	15	30	30	30
Dean Harrison (30)	4	30	15	52	30	15	15	15
James Cowton (52)	5	52	52	15	41	52	52	52
Dave Hewson (19)	6	19	19	19	52	41	41	37
Robert Wilson (37)	7	37	41	41	19	37	37	41
Ben Wylie (41)	8	41	37	37	37	19	19	19
Gary Graves (33)	9	33	85	85	85	85	69	69
Mick Goodings (10)	10	10	69	69	69	69	85	85
Ross Richards (85)	11	85	10	10	33	33	33	60
Dave Woolams (69)	12	69	33	33	45	45	60	33
Phil Harvey (26)	13	26	45	45	10	60	45	45
Callum Laidlaw (60)	14	60	27	60	60	27	27	27
Dean Hindson (45)	15	45	26	27	27	26	26	26
Adam Child (27)	16	27	60	26	26	61	61	61
Adam Sheriff (61)	17	61	61	61	61	81	81	81
Oliver Dupuy (81)	18	81	43	81	81	43	43	43
Stephen Degnan (43)	19	43	81	43	43	88	88	88
Stephen Cobbold (14)	20	14	14	14	14	14	14	63
James Neesom (91)	21	91	63	63	88	63	63	14
Nuno Caetano (88)	22	88	88	88	63	91	91	91
Tom Robinson (63)	23	63	51	51	51	51	51	51
Rad Hughes (51)	24	51	91	91	91			

Timekeeper:

Clerk Of Course:

Weather / Track:

Results: [www.sportstimingservices.com](http://www.sportstimingservices.com)

Printed: 22/07/2012 15:19:05



# Cock O' The North Road Races

Northern 600

Olivers Mount 2.430 Miles

Race 12 - 1st Leg

22/07/2012 15:05

Race (6 Laps) started at 15:05:01

Lap	Time of Day	Lap Tm	S1	S2
<b>(77) Ryan Farquhar</b>				
1	15:06:54.077	1:52.401		
2	15:08:44.635	1:50.558		
3	15:10:33.468	1:48.833		
4	15:12:21.769	<b>1:48.301</b>		
5	15:14:10.130	1:48.361		
6	15:15:58.993	1:48.863		

<b>(36) Michael Pearson</b>				
1	15:06:54.374	1:52.662		
2	15:08:44.430	1:50.056		
3	15:10:33.688	1:49.258		
4	15:12:22.219	<b>1:48.531</b>		
5	15:14:11.875	1:49.656		
6	15:16:02.088	1:50.213		

<b>(30) Dean Harrison</b>				
1	15:06:54.836	1:53.049		
2	15:08:44.938	1:50.102		
3	15:10:37.443	1:52.505		
4	15:12:25.653	1:48.210		
5	15:14:14.135	1:48.482		
6	15:16:02.253	<b>1:48.118</b>		

<b>(15) Daniel Frear</b>				
1	15:06:55.310	1:53.562		
2	15:08:45.818	1:50.508		
3	15:10:36.788	1:50.970		
4	15:12:27.258	<b>1:50.470</b>		
5	15:14:18.373	1:51.115		
6	15:16:10.515	1:52.142		

<b>(52) James Cowton</b>				
1	15:06:55.475	1:53.250		
2	15:08:45.316	<b>1:49.841</b>		
3	15:10:47.711	2:02.395		
4	15:12:37.903	1:50.192		
5	15:14:28.413	1:50.510		
6	15:16:20.281	1:51.868		

<b>(37) Robert Wilson</b>				
1	15:07:00.252	1:57.815		
2	15:08:53.838	1:53.586		
3	15:10:48.428	1:54.590		
4	15:12:39.317	<b>1:50.889</b>		
5	15:14:30.378	1:51.061		
6	15:16:21.368	1:50.990		

<b>(41) Ben Wylie</b>				
1	15:06:59.537	1:57.039		
2	15:08:53.064	1:53.527		
3	15:10:46.649	1:53.585		
4	15:12:38.564	1:51.915		
5	15:14:29.706	<b>1:51.142</b>		
6	15:16:22.326	1:52.620		

<b>(19) Dave Hewson</b>				
1	15:06:59.370	1:57.060		
2	15:08:52.756	1:53.386		
3	15:10:47.886	1:55.130		
4	15:12:40.804	<b>1:52.918</b>		
5	15:14:33.850	1:53.046		
6	15:16:26.944	1:53.094		

<b>(69) Dave Woolams</b>				
--------------------------	--	--	--	--

1	15:07:02.238	1:59.396		
2	15:08:57.534	1:55.296		
3	15:10:52.895	1:55.361		
4	15:12:47.772	<b>1:54.877</b>		
5	15:14:43.017	1:55.245		
6	15:16:38.568	1:55.551		

<b>(85) Ross Richards</b>				
1	15:07:01.598	1:58.835		
2	15:08:56.648	<b>1:55.050</b>		
3	15:10:52.220	1:55.572		
4	15:12:47.281	1:55.061		
5	15:14:43.364	1:56.083		
6	15:16:38.712	1:55.348		

<b>(60) Callum Laidlaw</b>				
1	15:07:06.389	2:03.433		
2	15:09:02.415	1:56.026		
3	15:10:57.941	1:55.526		
4	15:12:53.294	1:55.353		
5	15:14:48.127	<b>1:54.833</b>		
6	15:16:43.362	1:55.235		

<b>(33) Gary Graves</b>				
1	15:07:04.533	2:02.030		
2	15:09:00.142	1:55.609		
3	15:10:56.525	1:56.383		
4	15:12:52.380	1:55.855		
5	15:14:47.858	<b>1:55.478</b>		
6	15:16:43.803	1:55.945		

<b>(45) Dean Hindson</b>				
1	15:07:04.697	2:01.627		
2	15:09:00.657	1:55.960		
3	15:10:56.644	1:55.987		
4	15:12:52.713	1:56.069		
5	15:14:48.440	<b>1:55.727</b>		
6	15:16:44.334	1:55.894		

<b>(27) Adam Child</b>				
1	15:07:05.615	2:02.516		
2	15:09:03.155	1:57.540		
3	15:10:59.485	1:56.330		
4	15:12:55.964	1:56.479		
5	15:14:52.436	1:56.472		
6	15:16:48.162	<b>1:55.726</b>		

<b>(26) Phil Harvey</b>				
1	15:07:06.155	2:03.239		
2	15:09:03.751	1:57.596		
3	15:11:00.213	1:56.462		
4	15:12:56.758	1:56.545		
5	15:14:52.961	1:56.203		
6	15:16:48.808	<b>1:55.847</b>		

<b>(61) Adam Sheriff</b>				
1	15:07:07.409	2:04.215		
2	15:09:04.280	<b>1:56.871</b>		
3	15:11:03.468	1:59.188		
4	15:13:03.938	2:00.470		
5	15:15:05.102	2:01.164		
6	15:17:08.328	2:03.226		

<b>(81) Oliver Dupuy</b>				
1	15:07:09.705	2:06.418		
2	15:09:09.852	2:00.147		

Timekeeper:

Clerk Of Course:

Weather / Track:

Results: [www.sportstimingservices.com](http://www.sportstimingservices.com)



# Cock O' The North Road Races

Northern 600

Olivers Mount 2.430 Miles

Race 12 - 1st Leg

22/07/2012 15:05

Race (6 Laps) started at 15:05:01

Lap	Time of Day	Lap Tm	S1	S2	Lap	Time of Day	Lap Tm	S1	S2
3	15:11:09.404	1:59.552							
4	15:13:09.600	2:00.196							
5	15:15:09.581	1:59.981							
6	15:17:09.003	<b>1:59.422</b>							

(43) Stephen Degan

1	15:07:09.464	2:06.117		
2	15:09:11.195	2:01.731		
3	15:11:11.126	1:59.931		
4	15:13:11.368	2:00.242		
5	15:15:11.292	1:59.924		
6	15:17:10.417	<b>1:59.125</b>		

(88) Nuno Caetano

1	15:07:12.267	2:08.697		
2	15:09:12.559	2:00.292		
3	15:11:12.540	1:59.981		
4	15:13:11.465	<b>1:58.925</b>		
5	15:15:11.460	1:59.995		
6	15:17:10.695	1:59.235		

(63) Tom Robinson

1	15:07:11.505	2:07.933		
2	15:09:12.253	2:00.748		
3	15:11:13.425	2:01.172		
4	15:13:13.327	1:59.902		
5	15:15:13.075	1:59.748		
6	15:17:11.398	<b>1:58.323</b>		

(14) Stephen Cobbold

1	15:07:10.949	2:07.601		
2	15:09:11.895	2:00.946		
3	15:11:12.267	2:00.372		
4	15:13:12.575	2:00.308		
5	15:15:12.644	2:00.069		
6	15:17:12.224	<b>1:59.580</b>		

(91) James Neesom

1	15:07:15.882	2:12.486		
2	15:09:15.483	1:59.601		
3	15:11:14.782	1:59.299		
4	15:13:15.215	2:00.433		
5	15:15:14.574	1:59.359		
6	15:17:13.705	<b>1:59.131</b>		

(51) Rad Hughes

1	15:07:12.706	2:08.997		
2	15:09:13.517	2:00.811		
3	15:11:14.523	2:01.006		
4	15:13:16.353	2:01.830		
5	15:15:15.528	<b>1:59.175</b>		
6	15:17:14.865	1:59.337		

(10) Mick Goodings

1	15:07:03.366	2:00.692		
2	15:08:57.707	<b>1:54.341</b>		
3	15:10:56.801	1:59.094		

Timekeeper:

Clerk Of Course:

Weather / Track:

Results: [www.sportstimingservices.com](http://www.sportstimingservices.com)



# Cock O' The North Road Races

Sorted on Laps

Northern 600

Olivers Mount 2.430 Miles

Race 15 - 2nd Leg

22/07/2012 16:13

Race (8 Laps) started at 16:13:43

Pos	No.	Name	Bike	cc	Laps	Total Tm	Diff	Best Tm	In Lap	Avg. Speed	Best Speed
1	30	Dean Harrison	Yamaha	R6	8	14:31.406		1:47.804	3	80.312	81.147
2	15	Daniel Frear	Yamaha	R6	8	14:46.726	15.320	1:49.390	8	78.924	79.971
3	36	Michael Pearson	Honda	CBR600	8	14:46.763	15.357	1:49.363	5	78.921	79.990
4	52	James Cowton	Honda	CBR600	8	14:47.560	16.154	1:49.841	7	78.850	79.642
5	37	Robert Wilson	Kawasaki	ZX6R	8	14:51.815	20.409	1:49.897	6	78.474	79.602
6	19	Dave Hewson	Yamaha	R6	8	15:11.711	40.305	1:53.045	5	76.761	77.385
7	60	Callum Laidlaw	Yamaha	R6	8	15:20.414	49.008	1:53.592	2	76.035	77.012
8	69	Dave Woolams	Honda	CBR600	8	15:26.739	55.333	1:54.419	4	75.516	76.456
9	33	Gary Graves	Yamaha	R6	8	15:26.958	55.552	1:54.731	2	75.499	76.248
10	45	Dean Hindson	Yamaha	R6	8	15:27.370	55.964	1:53.939	7	75.465	76.778
11	27	Adam Child	Suzuki	GSXR 600	8	15:35.197	1:03.791	1:55.797	3	74.833	75.546
12	26	Phil Harvey	Yamaha	R6	8	15:53.384	1:21.978	1:57.224	7	73.406	74.626
13	24	Marcel Zuurbier	Yamaha	R6 600	8	15:55.570	1:24.164	1:58.277	2	73.238	73.962
14	43	Stephen Degnan	Suzuki	GSXR600	8	15:57.643	1:26.237	1:58.115	8	73.079	74.063
15	88	Nuno Caetano	Kawasaki	ZX6R	8	16:01.052	1:29.646	1:57.642	6	72.820	74.361
16	14	Stephen Cobbold	Honda	CBR600	8	16:10.186	1:38.780	1:59.493	4	72.135	73.209
17	34	Kevin Van der Gulik	Suzuki	GSXR 600	8	16:10.595	1:39.189	1:59.258	7	72.104	73.354
18	63	Tom Robinson	Honda	CBR600	8	16:11.424	1:40.018	1:59.765	5	72.043	73.043

Not classified

DNF	91	James Neesom	Suzuki	GSXR 600	6	12:18.647	DNF	2:00.031	2	71.060	72.881
-----	----	--------------	--------	----------	---	-----------	-----	----------	---	--------	--------

Margin of Victory	Avg. Speed	Best Lap Tm	Best Speed	Best Lap by
15.320	80.312	1:47.804	81.147	30 - Dean Harrison

Timekeeper:

Clerk Of Course:

Weather / Track:

Results: [www.sportstiming.com](http://www.sportstiming.com)

Printed: 22/07/2012 16:30:45



# Cock O' The North Road Races

## Lapchart


Northern 600

Olivers Mount 2.430 Miles

Race 15 - 2nd Leg

22/07/2012 16:13

Race (8 Laps) started at 16:13:43



Competitors	Laps									
	0	1	2	3	4	5	6	7	8	
Michael Pearson (36)	1	36	30	30	30	30	30	30	30	30
Dean Harrison (30)	2	30	36	36	36	52	52	36	36	15
Daniel Frear (15)	3	15	15	15	15	36	36	15	15	36
James Cowton (52)	4	52	52	52	52	15	15	52	52	52
Dave Hewson (19)	5	19	37	37	37	37	37	37	37	37
Robert Wilson (37)	6	37	19	19	19	19	19	19	19	19
Gary Graves (33)	7	33	27	60	60	60	60	60	60	60
Dave Woolams (69)	8	69	60	33	33	33	33	69	69	69
Adam Child (27)	9	27	33	69	69	69	69	33	33	33
Callum Laidlaw (60)	10	60	69	27	27	45	45	45	45	45
Phil Harvey (26)	11	26	45	45	45	27	27	27	27	27
Dean Hindson (45)	12	45	24	24	24	24	24	24	26	26
Stephen Degnan (43)	13	43	26	26	26	26	26	26	24	24
Stephen Cobbold (14)	14	14	43	43	43	43	43	43	43	43
Kevin Van der Gulik (34)	15	34	14	14	14	14	14	88	88	88
Marcel Zuurbier (24)	16	24	34	88	88	88	88	14	14	14
Tom Robinson (63)	17	63	88	34	34	34	34	34	34	34
Nuno Caetano (88)	18	88	63	63	63	63	63	63	63	63
James Neesom (91)	19	91	91	91	91	91	91	91	91	91

Timekeeper:

Clerk Of Course:

Weather / Track:

Results: [www.sportstimingservices.com](http://www.sportstimingservices.com)

Printed: 22/07/2012 16:32:00



# Cock O' The North Road Races

Northern 600

Olivers Mount 2.430 Miles

Race 15 - 2nd Leg

22/07/2012 16:13

Race (8 Laps) started at 16:13:43

Lap	Time of Day	Lap Tm	S1	S2
<b>(30) Dean Harrison</b>				
1	16:15:35.789	1:52.015		
2	16:17:23.967	1:48.178		
3	16:19:11.771	<b>1:47.804</b>		
4	16:20:59.819	1:48.048		
5	16:22:48.431	1:48.612		
6	16:24:36.941	1:48.510		
7	16:26:25.881	1:48.940		
8	16:28:14.830	1:48.949		
<b>(15) Daniel Frear</b>				
1	16:15:38.085	1:54.226		
2	16:17:28.924	1:50.839		
3	16:19:18.681	1:49.757		
4	16:21:11.108	1:52.427		
5	16:23:00.800	1:49.692		
6	16:24:50.555	1:49.755		
7	16:26:40.760	1:50.205		
8	16:28:30.150	<b>1:49.390</b>		
<b>(36) Michael Pearson</b>				
1	16:15:36.363	1:52.939		
2	16:17:26.777	1:50.414		
3	16:19:17.689	1:50.912		
4	16:21:10.348	1:52.659		
5	16:22:59.711	<b>1:49.363</b>		
6	16:24:50.057	1:50.346		
7	16:26:40.326	1:50.269		
8	16:28:30.187	1:49.861		
<b>(52) James Cowton</b>				
1	16:15:38.333	1:54.063		
2	16:17:29.137	1:50.804		
3	16:19:19.050	1:49.913		
4	16:21:09.516	1:50.466		
5	16:22:59.500	1:49.984		
6	16:24:51.086	1:51.586		
7	16:26:40.927	<b>1:49.841</b>		
8	16:28:30.984	1:50.057		
<b>(37) Robert Wilson</b>				
1	16:15:39.557	1:54.995		
2	16:17:29.923	1:50.366		
3	16:19:20.746	1:50.823		
4	16:21:11.675	1:50.929		
5	16:23:02.344	1:50.669		
6	16:24:52.241	<b>1:49.897</b>		
7	16:26:43.695	1:51.454		
8	16:28:35.239	1:51.544		
<b>(19) Dave Hewson</b>				
1	16:15:41.416	1:56.863		
2	16:17:34.928	1:53.512		
3	16:19:28.383	1:53.455		
4	16:21:21.553	1:53.170		
5	16:23:14.598	<b>1:53.045</b>		
6	16:25:08.378	1:53.780		
7	16:27:01.906	1:53.528		
8	16:28:55.135	1:53.229		
<b>(60) Callum Laidlaw</b>				
1	16:15:44.233	1:59.267		
2	16:17:37.825	<b>1:53.592</b>		
3	16:19:32.101	1:54.276		
4	16:21:26.481	1:54.380		

Lap	Time of Day	Lap Tm	S1	S2
5	16:23:20.691	1:54.210		
6	16:25:15.347	1:54.656		
7	16:27:09.876	1:54.529		
8	16:29:03.838	1:53.962		
<b>(69) Dave Woolams</b>				
1	16:15:45.222	2:00.378		
2	16:17:40.260	1:55.038		
3	16:19:35.778	1:55.518		
4	16:21:30.197	<b>1:54.419</b>		
5	16:23:25.069	1:54.872		
6	16:25:20.121	1:55.052		
7	16:27:15.166	1:55.045		
8	16:29:10.163	1:54.997		
<b>(33) Gary Graves</b>				
1	16:15:44.878	2:00.257		
2	16:17:39.609	<b>1:54.731</b>		
3	16:19:34.887	1:55.278		
4	16:21:29.816	1:54.929		
5	16:23:24.664	1:54.848		
6	16:25:20.498	1:55.834		
7	16:27:15.502	1:55.004		
8	16:29:10.382	1:54.880		
<b>(45) Dean Hindson</b>				
1	16:15:45.381	2:00.299		
2	16:17:41.935	1:56.554		
3	16:19:37.808	1:55.873		
4	16:21:32.363	1:54.555		
5	16:23:27.181	1:54.818		
6	16:25:21.688	1:54.507		
7	16:27:15.627	<b>1:53.939</b>		
8	16:29:10.794	1:55.167		
<b>(27) Adam Child</b>				
1	16:15:44.114	1:59.215		
2	16:17:41.821	1:57.707		
3	16:19:37.618	<b>1:55.797</b>		
4	16:21:34.107	1:56.489		
5	16:23:30.375	1:56.268		
6	16:25:26.354	1:55.979		
7	16:27:22.563	1:56.209		
8	16:29:18.621	1:56.058		
<b>(26) Phil Harvey</b>				
1	16:15:47.864	2:02.855		
2	16:17:45.861	1:57.997		
3	16:19:44.725	1:58.864		
4	16:21:43.861	1:59.136		
5	16:23:42.694	1:58.833		
6	16:25:41.562	1:58.868		
7	16:27:38.786	<b>1:57.224</b>		
8	16:29:36.808	1:58.022		
<b>(24) Marcel Zuurbier</b>				
1	16:15:46.986	2:01.491		
2	16:17:45.263	<b>1:58.277</b>		
3	16:19:44.252	1:58.989		
4	16:21:43.318	1:59.066		
5	16:23:42.351	1:59.033		
6	16:25:41.193	1:58.842		
7	16:27:40.426	1:59.233		
8	16:29:38.994	1:58.568		
<b>(43) Stephen Degnan</b>				

Timekeeper:

Clerk Of Course:

Weather / Track:

Results: [www.sportstimingservices.com](http://www.sportstimingservices.com)





# Cock O' The North Road Races


Northern 600

Olivers Mount 2.430 Miles

Race 15 - 2nd Leg

22/07/2012 16:13

Race (8 Laps) started at 16:13:43



Lap	Time of Day	Lap Tm	S1	S2	Lap	Time of Day	Lap Tm	S1	S2
1	16:15:49.468	2:04.179							
2	16:17:49.254	1:59.786							
3	16:19:48.398	1:59.144							
4	16:21:46.940	1:58.542							
5	16:23:45.588	1:58.648							
6	16:25:44.358	1:58.770							
7	16:27:42.952	1:58.594							
8	16:29:41.067	<b>1:58.115</b>							

(88) Nuno Caetano

1	16:15:51.422	2:05.787
2	16:17:51.660	2:00.238
3	16:19:50.011	1:58.351
4	16:21:49.530	1:59.519
5	16:23:49.673	2:00.143
6	16:25:47.315	<b>1:57.642</b>
7	16:27:45.651	1:58.336
8	16:29:44.476	1:58.825

(14) Stephen Cobbold

1	16:15:50.062	2:04.698
2	16:17:49.966	1:59.904
3	16:19:49.646	1:59.680
4	16:21:49.139	<b>1:59.493</b>
5	16:23:49.456	2:00.317
6	16:25:51.293	2:01.837
7	16:27:52.591	2:01.298
8	16:29:53.610	2:01.019

(34) Kevin Van der Gulik

1	16:15:51.285	2:05.842
2	16:17:51.890	2:00.605
3	16:19:52.532	2:00.642
4	16:21:53.564	2:01.032
5	16:23:53.476	1:59.912
6	16:25:54.348	2:00.872
7	16:27:53.606	<b>1:59.258</b>
8	16:29:54.019	2:00.413

(63) Tom Robinson

1	16:15:51.983	2:06.446
2	16:17:52.491	2:00.508
3	16:19:53.228	2:00.737
4	16:21:54.064	2:00.836
5	16:23:53.829	<b>1:59.765</b>
6	16:25:54.753	2:00.924
7	16:27:54.680	1:59.927
8	16:29:54.848	2:00.168

(91) James Neesom

1	16:15:53.163	2:07.415
2	16:17:53.194	<b>2:00.031</b>
3	16:19:53.704	2:00.510
4	16:21:55.153	2:01.449
5	16:23:58.893	2:03.740
6	16:26:02.071	2:03.178

Timekeeper:

Clerk Of Course:

Weather / Track:

Results: [www.sportstimingservices.com](http://www.sportstimingservices.com)



# Cock O' The North Road Races

Sorted on Laps

Northern Allcomers 175 - 1300

Olivers Mount 2.430 Miles

Race 3 - 1st Leg

21/07/2012 14:00

Race (8 Laps) started at 14:00:13

Pos	No.	Name	Bike	cc	Laps	Total Tm	Diff	Best Tm	In Lap	Avg. Speed	Best Speed
1	36	Michael Pearson	Kawasaki	ZX10R	8	14:23.768		1:46.968	8	81.022	81.781
2	<b>77</b>	Ryan Farquhar	<b>KMR Kawasaki</b>	<b>ZX10R</b>	8	14:24.024	0.256	<b>1:46.901</b>	<b>8</b>	80.998	<b>81.833</b>
3	30	Dean Harrison	Yamaha	R6	8	14:34.617	10.849	1:47.767	3	80.017	81.175
4	44	Jamie Hamilton	KMR Kawasaki	ZX10R	8	14:40.197	16.429	1:49.018	4	79.509	80.244
5	16	Kiaran Hankin	Kawasaki	ZX6R	8	14:46.856	23.088	1:49.152	3	78.912	80.145
6	41	Ben Wylie	BMW	S1000	8	14:54.945	31.177	1:50.433	6	78.199	79.215
7	19	Dave Hewson	Kawasaki	ZX10R	8	14:58.474	34.706	1:50.880	8	77.892	78.896
8	10	Mick Goodings	Honda	CBR1000	8	14:59.913	36.145	1:50.655	5	77.768	79.057
9	29	Mark Lister	Kawasaki	ZX10R	8	15:07.783	44.015	1:51.337	5	77.093	78.572
10	69	Dave Woolams	Suzuki	GSXR1000	8	15:18.648	54.880	1:53.101	7	76.182	77.347
11	37	Robert Wilson	Kawasaki	ZX6R	8	15:18.927	55.159	1:52.526	5	76.158	77.742
12	21	Richard Gibson	Yamaha	R1	8	15:20.935	57.167	1:53.299	7	75.992	77.212
13	33	Gary Graves	Yamaha	R6	8	15:28.705	1:04.937	1:54.670	2	75.357	76.288
14	98	Paul Owen	98 Club Yamaha	R6	8	15:32.256	1:08.488	1:54.838	5	75.070	76.177
15	26	Phil Harvey	Yamaha	R6	8	15:39.848	1:16.080	1:55.669	3	74.463	75.630
16	56	Brian Greenfield	Honda	CBR1000	8	15:48.181	1:24.413	1:54.901	2	73.809	76.135
17	8	David Bell	Kawasaki	ER6	8	15:48.197	1:24.429	1:56.439	7	73.807	75.129
18	60	Callum Laidlaw	Yamaha	R6	8	15:50.181	1:26.413	1:57.439	2	73.653	74.490

Not classified

DNF	45	Dean Hindson	Yamaha	R1	6	12:05.135	DNF	1:56.826	4	72.384	74.881
-----	----	--------------	--------	----	---	-----------	-----	----------	---	--------	--------

## Announcements

\*\* No Transponder No 44 - Please fit to be shown in any further results\*\*

Margin of Victory	Avg. Speed	Best Lap Tm	Best Speed	Best Lap by
0.256	81.022	1:46.901	81.833	77 - Ryan Farquhar

Timekeeper:

Clerk Of Course:

Weather / Track:

Results: [www.sportstiming.com](http://www.sportstiming.com)

Printed: 21/07/2012 14:18:25



# Cock O' The North Road Races

## Lapchart


Northern Allcomers 175 - 1300

Olivers Mount 2.430 Miles

Race 3 - 1st Leg

21/07/2012 14:00

Race (8 Laps) started at 14:00:13



Competitors	Laps									
	0	1	2	3	4	5	6	7	8	
Ryan Farquhar (77)	1	77	36	36	36	36	36	36	36	36
Dean Harrison (30)	2	30	77	77	77	77	77	77	77	77
Michael Pearson (36)	3	36	30	30	30	30	30	30	30	30
Kiaran Hankin (16)	4	16	16	16	16	16	16	16	16	16
Mick Goodings (10)	5	10	29	29	29	29	29	41	41	41
Ben Wylie (41)	6	41	41	41	41	41	29	19	19	19
Dave Hewson (19)	7	19	19	19	19	19	19	29	10	10
Mark Lister (29)	8	29	69	10	10	10	10	10	29	29
Robert Wilson (37)	9	37	10	69	69	69	69	69	69	69
Dave Woolams (69)	10	69	56	56	21	21	21	21	21	37
Brian Greenfield (56)	11	56	21	21	56	37	37	37	37	21
Richard Gibson (21)	12	21	37	37	37	56	33	33	33	33
Gary Graves (33)	13	33	33	33	33	56	98	98	98	98
Callum Laidlaw (60)	14	60	98	98	98	98	56	26	26	26
David Bell (8)	15	8	26	26	26	26	26	56	56	56
Dean Hindson (45)	16	45	8	60	60	60	60	8	8	8
Phil Harvey (26)	17	26	60	8	8	8	8	8	60	60
Paul Owen (98)	18	98	45	45	45	45	45	45	44	44
Jamie Hamilton (44)	19	44	44	44	44	44	44	44	44	44

Timekeeper:

Clerk Of Course:

Weather / Track:

Results: [www.sportstimingservices.com](http://www.sportstimingservices.com)

Printed: 21/07/2012 14:19:17



# Cock O' The North Road Races

Northern Allcomers 175 - 1300

Olivers Mount 2.430 Miles

Race 3 - 1st Leg

21/07/2012 14:00

Race (8 Laps) started at 14:00:13

Lap	Time of Day	Lap Tm	S1	S2
<b>(36) Michael Pearson</b>				
1	14:02:04.185	1:51.014		
2	14:03:52.287	1:48.102		
3	14:05:39.681	1:47.394		
4	14:07:27.449	1:47.768		
5	14:09:15.203	1:47.754		
6	14:11:02.810	1:47.607		
7	14:12:49.838	1:47.028		
8	14:14:36.806	<b>1:46.968</b>		
<b>(77) Ryan Farquhar</b>				
1	14:02:04.822	1:51.784		
2	14:03:53.011	1:48.189		
3	14:05:40.595	1:47.584		
4	14:07:27.911	1:47.316		
5	14:09:15.708	1:47.797		
6	14:11:03.239	1:47.531		
7	14:12:50.161	1:46.922		
8	14:14:37.062	<b>1:46.901</b>		
<b>(30) Dean Harrison</b>				
1	14:02:05.283	1:52.228		
2	14:03:53.848	1:48.565		
3	14:05:41.615	<b>1:47.767</b>		
4	14:07:30.246	1:48.631		
5	14:09:19.660	1:49.414		
6	14:11:09.096	1:49.436		
7	14:12:57.924	1:48.828		
8	14:14:47.655	1:49.731		
<b>(44) Jamie Hamilton</b>				
1	14:03:56.369	1:49.575		
2	14:05:46.437	1:50.068		
3	14:07:35.483	1:49.046		
4	14:09:24.501	<b>1:49.018</b>		
5	14:11:13.978	1:49.477		
6	14:13:03.222	1:49.244		
7	14:14:53.235	1:50.013		
<b>(16) Kieran Hankin</b>				
1	14:02:07.804	1:54.329		
2	14:03:57.644	1:49.840		
3	14:05:46.796	<b>1:49.152</b>		
4	14:07:37.691	1:50.895		
5	14:09:28.052	1:50.361		
6	14:11:18.100	1:50.048		
7	14:13:09.668	1:51.568		
8	14:14:59.894	1:50.226		
<b>(41) Ben Wylie</b>				
1	14:02:09.808	1:56.143		
2	14:04:01.680	1:51.872		
3	14:05:53.784	1:52.104		
4	14:07:45.396	1:51.612		
5	14:09:36.524	1:51.128		
6	14:11:26.957	<b>1:50.433</b>		
7	14:13:17.443	1:50.486		
8	14:15:07.983	1:50.540		
<b>(19) Dave Hewson</b>				
1	14:02:10.430	1:56.583		
2	14:04:02.204	1:51.774		
3	14:05:54.195	1:51.991		
4	14:07:45.945	1:51.750		
5	14:09:37.123	1:51.178		

Lap	Time of Day	Lap Tm	S1	S2
6	14:11:28.766	1:51.643		
7	14:13:20.632	1:51.866		
8	14:15:11.512	<b>1:50.880</b>		
<b>(10) Mick Goodings</b>				
1	14:02:12.189	1:58.580		
2	14:04:03.463	1:51.274		
3	14:05:55.369	1:51.906		
4	14:07:47.148	1:51.779		
5	14:09:37.803	<b>1:50.655</b>		
6	14:11:29.469	1:51.666		
7	14:13:21.741	1:52.272		
8	14:15:12.951	1:51.210		
<b>(29) Mark Lister</b>				
1	14:02:08.826	1:54.905		
2	14:04:00.813	1:51.987		
3	14:05:53.207	1:52.394		
4	14:07:44.951	1:51.744		
5	14:09:36.288	<b>1:51.337</b>		
6	14:11:28.439	1:52.151		
7	14:13:21.438	1:52.999		
8	14:15:20.821	1:59.383		
<b>(69) Dave Woolams</b>				
1	14:02:12.107	1:57.984		
2	14:04:07.039	1:54.932		
3	14:06:01.565	1:54.526		
4	14:07:56.475	1:54.910		
5	14:09:50.823	1:54.348		
6	14:11:44.764	1:53.941		
7	14:13:37.865	<b>1:53.101</b>		
8	14:15:31.686	1:53.821		
<b>(37) Robert Wilson</b>				
1	14:02:14.010	2:00.028		
2	14:04:08.696	1:54.686		
3	14:06:04.034	1:55.338		
4	14:07:58.909	1:54.875		
5	14:09:51.435	<b>1:52.526</b>		
6	14:11:45.834	1:54.399		
7	14:13:39.128	1:53.294		
8	14:15:31.965	1:52.837		
<b>(21) Richard Gibson</b>				
1	14:02:13.590	1:59.326		
2	14:04:08.502	1:54.912		
3	14:06:02.462	1:53.960		
4	14:07:56.883	1:54.421		
5	14:09:51.011	1:54.128		
6	14:11:45.305	1:54.294		
7	14:13:38.604	<b>1:53.299</b>		
8	14:15:33.973	1:55.369		
<b>(33) Gary Graves</b>				
1	14:02:15.045	2:00.647		
2	14:04:09.715	<b>1:54.670</b>		
3	14:06:05.174	1:55.459		
4	14:08:00.975	1:55.801		
5	14:09:56.047	1:55.072		
6	14:11:51.073	1:55.026		
7	14:13:46.260	1:55.187		
8	14:15:41.743	1:55.483		
<b>(98) Paul Owen</b>				
1	14:02:16.029	2:01.282		

Timekeeper:

Clerk Of Course:

Weather / Track:

Results: [www.sportstimingservices.com](http://www.sportstimingservices.com)



# Cock O' The North Road Races

Northern Allcomers 175 - 1300

Olivers Mount 2.430 Miles

Race 3 - 1st Leg

21/07/2012 14:00

Race (8 Laps) started at 14:00:13

Lap	Time of Day	Lap Tm	S1	S2	Lap	Time of Day	Lap Tm	S1	S2
2	14:04:11.617	1:55.588							
3	14:06:07.521	1:55.904							
4	14:08:03.842	1:56.321							
5	14:09:58.680	<b>1:54.838</b>							
6	14:11:54.012	1:55.332							
7	14:13:49.146	1:55.134							
8	14:15:45.294	1:56.148							

(26) Phil Harvey

1	14:02:17.408	2:02.666
2	14:04:13.683	1:56.275
3	14:06:09.352	<b>1:55.669</b>
4	14:08:05.382	1:56.030
5	14:10:01.084	1:55.702
6	14:11:58.172	1:57.088
7	14:13:55.328	1:57.156
8	14:15:52.886	1:57.558

(56) Brian Greenfield

1	14:02:13.098	1:58.940
2	14:04:07.999	<b>1:54.901</b>
3	14:06:03.680	1:55.681
4	14:07:59.527	1:55.847
5	14:09:57.417	1:57.890
6	14:11:56.231	1:58.814
7	14:13:59.976	2:03.745
8	14:16:01.219	2:01.243

(8) David Bell

1	14:02:17.788	2:03.263
2	14:04:16.434	1:58.646
3	14:06:14.051	1:57.617
4	14:08:11.993	1:57.942
5	14:10:09.687	1:57.694
6	14:12:07.496	1:57.809
7	14:14:03.935	<b>1:56.439</b>
8	14:16:01.235	1:57.300

(60) Callum Laidlaw

1	14:02:18.468	2:03.969
2	14:04:15.907	<b>1:57.439</b>
3	14:06:13.586	1:57.679
4	14:08:11.627	1:58.041
5	14:10:09.435	1:57.808
6	14:12:07.155	1:57.720
7	14:14:05.303	1:58.148
8	14:16:03.219	1:57.916

(45) Dean Hindson

1	14:02:18.913	2:04.224
2	14:04:17.851	1:58.938
3	14:06:15.562	1:57.711
4	14:08:12.388	<b>1:56.826</b>
5	14:10:10.098	1:57.710
6	14:12:18.173	2:08.075

Timekeeper:

Clerk Of Course:

Weather / Track:

Results: [www.sportstimingservices.com](http://www.sportstimingservices.com)



## Cock O' The North Road Races

Sorted on Laps

Northern Allcomers 175 - 1300

Olivers Mount 2.430 Miles

Race 9 - Non Qualifiers

21/07/2012 16:56

Race (8 Laps) started at 16:56:22

Pos	No.	Name	Bike	cc	Laps	Total Tm	Diff	Best Tm	In Lap	Avg. Speed	Best Speed
1	27	Adam Child	Suzuki	GSXR 600	8	15:39.547		1:56.252	5	74.487	75.250
2	61	Adam Sheriff	Yamaha	R1 1000	8	15:54.963	15.416	1:58.000	3	73.285	74.136
3	63	Tom Robinson	Honda	CBR 600	8	15:55.776	16.229	1:58.198	3	73.222	74.011
4	88	Nuno Caetano	Kawasaki	ZX10 1000	8	15:56.606	17.059	1:58.078	3	73.159	74.087
5	48	Steven Hix	Suzuki	GSXR 1000	8	16:01.321	21.774	1:57.723	6	72.800	74.310
6	43	Stephen Degnan	Suzuki	GSXR 100	8	16:04.759	25.212	1:57.782	6	72.540	74.273
7	51	Rad Hughes	Yamaha	R6 599	8	16:08.896	29.349	1:59.871	5	72.231	72.978
8	86	Christian Slater	Suzuki	GSXR1000	8	16:14.046	34.499	1:59.571	5	71.849	73.162
9	91	James Neesom	Suzuki	GSXR 600	8	16:22.599	43.052	2:01.091	3	71.223	72.243
10	24	Marcel Zuurbier	Yamaha	R6 600	8	16:23.712	44.165	2:00.622	3	71.143	72.524
11	14	Stephen Cobbold	Honda	CBR 1000	8	16:39.289	59.742	2:02.054	3	70.034	71.673
12	31	Robert Simcock	Kawasaki	ER6 650	8	16:49.067	1:09.520	2:03.777	7	69.355	70.675
13	96	Callum O'shea	Honda	CBR 1000	8	16:49.604	1:10.057	2:03.956	7	69.318	70.573
14	34	Kevin Van der Gulik	Suzuki	GSXR 600	8	16:50.602	1:11.055	2:02.963	6	69.250	71.143
15	84	David Loudon	Aprilia	Mille 1000	8	17:28.441	1:48.894	2:08.955	7	66.751	67.838

### Not classified

DNF	81	Oliver Dupuy	Yamaha	R6 600	7	14:09.128	DNF	1:59.965	7	72.116	72.921
DNF	99	Marc Coggon	Suzuki	K2 600	6	13:05.189	DNF	2:08.265	4	66.848	68.203
DNF	72	Gaz Evans	BMW	S 1000 RR 100	3	6:05.455	DNF	1:58.230	3	71.812	73.991

### Margin of Victory

### Avg. Speed

### Best Lap Tm

### Best Speed

### Best Lap by

15.416

74.487

1:56.252

75.250

27 - Adam Child

### Timekeeper:

Clerk Of Course:

Weather / Track:

Results: [www.sportstiming.com](http://www.sportstiming.com)

Printed: 21/07/2012 17:14:25



# Cock O' The North Road Races

## Lapchart


Northern Allcomers 175 - 1300

Olivers Mount 2.430 Miles

Race 9 - Non Qualifiers

21/07/2012 16:56

Race (8 Laps) started at 16:56:22



Competitors	Laps								
	0	1	2	3	4	5	6	7	8
Adam Sheriff (61)	1	61	27	27	27	27	27	27	27
Tom Robinson (63)	2	63	61	61	61	63	63	63	61
Adam Child (27)	3	27	63	63	63	61	61	61	63
Oliver Dupuy (81)	4	81	81	88	88	88	88	88	88
Stephen Degnan (43)	5	43	88	81	72	81	43	43	48
James Neesom (91)	6	91	43	43	81	43	48	48	43
Nuno Caetano (88)	7	88	51	72	43	51	81	51	51
Rad Hughes (51)	8	51	48	51	51	48	51	81	86
Stephen Cobbold (14)	9	14	91	48	48	86	86	86	91
Christian Slater (86)	10	86	72	91	91	91	91	91	24
Marcel Zuurbier (24)	11	24	86	86	86	24	24	24	14
Robert Simcock (31)	12	31	24	24	24	14	14	14	31
Steven Hix (48)	13	48	14	14	14	31	31	31	96
Kevin Van der Gulik (34)	14	34	31	31	31	96	96	96	34
Callum O'shea (96)	15	96	96	96	96	34	34	34	84
David Loudon (84)	16	84	34	34	34	99	99	99	84
Marc Coggon (99)	17	99	99	99	99	84	84	84	
Gaz Evans (72)	18	72	84	84	84				

Timekeeper:

Clerk Of Course:

Weather / Track:

Results: [www.sportstimingservices.com](http://www.sportstimingservices.com)

Printed: 21/07/2012 17:15:36



# Cock O' The North Road Races

Northern Allcomers 175 - 1300

Olivers Mount 2.430 Miles

Race 9 - Non Qualifiers

21/07/2012 16:56

Race (8 Laps) started at 16:56:22

Lap	Time of Day	Lap Tm	S1	S2
<b>(27) Adam Child</b>				
1	16:58:24.499	2:01.367		
2	17:00:21.763	1:57.264		
3	17:02:18.397	1:56.634		
4	17:04:14.700	1:56.303		
5	17:06:10.952	<b>1:56.252</b>		
6	17:08:07.936	1:56.984		
7	17:10:05.492	1:57.556		
8	17:12:02.370	1:56.878		
<b>(61) Adam Sheriff</b>				
1	16:58:25.714	2:02.891		
2	17:00:24.692	1:58.978		
3	17:02:22.692	<b>1:58.000</b>		
4	17:04:20.982	1:58.290		
5	17:06:21.175	2:00.193		
6	17:08:20.290	1:59.115		
7	17:10:19.036	1:58.746		
8	17:12:17.786	1:58.750		
<b>(63) Tom Robinson</b>				
1	16:58:26.322	2:03.226		
2	17:00:25.447	1:59.125		
3	17:02:23.645	<b>1:58.198</b>		
4	17:04:22.369	1:58.724		
5	17:06:20.694	1:58.325		
6	17:08:19.578	1:58.884		
7	17:10:18.114	1:58.536		
8	17:12:18.599	2:00.485		
<b>(88) Nuno Caetano</b>				
1	16:58:27.577	2:03.857		
2	17:00:26.758	1:59.181		
3	17:02:24.836	<b>1:58.078</b>		
4	17:04:23.011	1:58.175		
5	17:06:22.074	1:59.063		
6	17:08:21.034	1:58.960		
7	17:10:20.163	1:59.129		
8	17:12:19.429	1:59.266		
<b>(48) Steven Hix</b>				
1	16:58:29.682	2:05.182		
2	17:00:30.677	2:00.995		
3	17:02:31.614	2:00.937		
4	17:04:31.722	2:00.108		
5	17:06:30.211	1:58.489		
6	17:08:27.934	<b>1:57.723</b>		
7	17:10:26.015	1:58.081		
8	17:12:24.144	1:58.129		
<b>(43) Stephen Degnan</b>				
1	16:58:28.126	2:04.667		
2	17:00:28.451	2:00.325		
3	17:02:29.144	2:00.693		
4	17:04:30.041	2:00.897		
5	17:06:29.692	1:59.651		
6	17:08:27.474	<b>1:57.782</b>		
7	17:10:25.904	1:58.430		
8	17:12:27.582	2:01.678		
<b>(51) Rad Hughes</b>				
1	16:58:29.001	2:05.081		
2	17:00:30.163	2:01.162		
3	17:02:30.872	2:00.709		
4	17:04:31.657	2:00.785		

Lap	Time of Day	Lap Tm	S1	S2
5	17:06:31.528	<b>1:59.871</b>		
6	17:08:31.564	2:00.036		
7	17:10:31.528	1:59.964		
8	17:12:31.719	2:00.191		
<b>(86) Christian Slater</b>				
1	16:58:32.229	2:08.040		
2	17:00:34.260	2:02.031		
3	17:02:34.866	2:00.606		
4	17:04:36.237	2:01.371		
5	17:06:35.808	<b>1:59.571</b>		
6	17:08:36.302	2:00.494		
7	17:10:36.251	1:59.949		
8	17:12:36.869	2:00.618		
<b>(91) James Neesom</b>				
1	16:58:30.591	2:07.072		
2	17:00:33.240	2:02.649		
3	17:02:34.331	<b>2:01.091</b>		
4	17:04:37.223	2:02.892		
5	17:06:39.139	2:01.916		
6	17:08:40.598	2:01.459		
7	17:10:42.167	2:01.569		
8	17:12:45.422	2:03.255		
<b>(24) Marcel Zuurbier</b>				
1	16:58:32.461	2:08.162		
2	17:00:35.179	2:02.718		
3	17:02:35.801	<b>2:00.622</b>		
4	17:04:37.763	2:01.962		
5	17:06:39.673	2:01.910		
6	17:08:41.141	2:01.468		
7	17:10:42.758	2:01.617		
8	17:12:46.535	2:03.777		
<b>(14) Stephen Cobbold</b>				
1	16:58:33.690	2:09.715		
2	17:00:36.945	2:03.255		
3	17:02:38.999	<b>2:02.054</b>		
4	17:04:42.501	2:03.502		
5	17:06:45.710	2:03.209		
6	17:08:51.719	2:06.009		
7	17:10:56.408	2:04.689		
8	17:13:02.112	2:05.704		
<b>(31) Robert Simcock</b>				
1	16:58:36.107	2:11.781		
2	17:00:41.863	2:05.756		
3	17:02:47.255	2:05.392		
4	17:04:54.482	2:07.227		
5	17:06:59.363	2:04.881		
6	17:09:03.681	2:04.318		
7	17:11:07.458	<b>2:03.777</b>		
8	17:13:11.890	2:04.432		
<b>(96) Callum O'shea</b>				
1	16:58:36.594	2:11.924		
2	17:00:42.427	2:05.833		
3	17:02:47.704	2:05.277		
4	17:04:55.060	2:07.356		
5	17:06:59.766	2:04.706		
6	17:09:04.041	2:04.275		
7	17:11:07.997	<b>2:03.956</b>		
8	17:13:12.427	2:04.430		
<b>(34) Kevin Van der Gulik</b>				

Timekeeper:

Clerk Of Course:

Weather / Track:

Results: [www.sportstimingservices.com](http://www.sportstimingservices.com)





## Cock O' The North Road Races

Northern Allcomers 175 - 1300

Olivers Mount 2.430 Miles

Race 9 - Non Qualifiers

21/07/2012 16:50

Race (8 Laps) started at 16:56:22

Lap	Time of Day	Lap Tm	S1	S2	Lap	Time of Day	Lap Tm	S1	S2
1	16:58:37.435	2:12.799							
2	17:00:43.190	2:05.755							
3	17:02:50.605	2:07.415							
4	17:04:57.361	2:06.756							
5	17:07:01.935	2:04.574							
6	17:09:04.898	<b>2:02.963</b>							
7	17:11:09.166	2:04.268							
8	17:13:13.425	2:04.259							

(84) David Loudon

1	16:58:40.386	2:15.629
2	17:00:49.917	2:09.531
3	17:03:00.449	2:10.532
4	17:05:10.468	2:10.019
5	17:07:20.225	2:09.757
6	17:09:29.275	2:09.050
7	17:11:38.230	<b>2:08.955</b>
8	17:13:51.264	2:13.034

(81) Oliver Dupuy

1	16:58:26.824	2:03.642
2	17:00:28.126	2:01.302
3	17:02:28.281	2:00.155
4	17:04:29.460	2:01.179
5	17:06:31.047	2:01.587
6	17:08:31.986	2:00.939
7	17:10:31.951	<b>1:59.965</b>

(99) Marc Coggon

1	16:58:38.739	2:13.880
2	17:00:48.990	2:10.251
3	17:02:59.247	2:10.257
4	17:05:07.512	<b>2:08.265</b>
5	17:07:18.433	2:10.921
6	17:09:28.012	2:09.579

(72) Gaz Evans

1	16:58:30.652	2:05.706
2	17:00:30.048	1:59.396
3	17:02:28.278	<b>1:58.230</b>

Timekeeper:

Clerk Of Course:

Weather / Track:

Results: [www.sportstimingservices.com](http://www.sportstimingservices.com)

Printed: 21/07/2012 17:16:22

Page 2/2



# Cock O' The North Road Races

Sorted on Laps

Northern Allcomers 175 - 1300

Olivers Mount 2.430 Miles

Race 10 - 2nd Leg

22/07/2012 13:04

Race (8 Laps) started at 13:04:32

Pos	No.	Name	Bike	cc	Laps	Total Tm	Diff	Best Tm	In Lap	Avg. Speed	Best Speed
1	77	Ryan Farquhar	KMR Kawasaki	ZX10R	8	14:21.539		1:46.185	3	81.231	82.385
2	30	Dean Harrison	Yamaha	R6	8	14:27.420	5.881	1:47.259	3	80.681	81.560
3	41	Ben Wylie	BMW	S1000	8	14:39.651	18.112	1:48.029	8	79.559	80.978
4	16	Kiaran Hankin	Kawasaki	ZX6R	8	14:42.857	21.318	1:48.430	8	79.270	80.679
5	19	Dave Hewson	Kawasaki	ZX10R	8	14:52.083	30.544	1:50.295	7	78.450	79.315
6	10	Mick Goodings	Honda	CBR1000	8	14:53.279	31.740	1:50.202	7	78.345	79.381
7	29	Mark Lister	Kawasaki	ZX10R	8	14:55.404	33.865	1:50.401	4	78.159	79.238
8	37	Robert Wilson	Kawasaki	ZX6R	8	15:01.186	39.647	1:51.081	4	77.658	78.753
9	69	Dave Woolams	Suzuki	GSXR1000	8	15:11.133	49.594	1:52.545	3	76.810	77.729
10	21	Richard Gibson	Yamaha	R1	8	15:15.058	53.519	1:52.525	3	76.480	77.743
11	98	Paul Owen	98 Club Yamaf	R6	8	15:18.176	56.637	1:53.281	5	76.221	77.224
12	60	Callum Laidlaw	Yamaha	R6	8	15:20.424	58.885	1:53.382	5	76.035	77.155
13	33	Gary Graves	Yamaha	R6	8	15:24.471	1:02.932	1:54.237	4	75.702	76.578
14	45	Dean Hindson	Yamaha	R1	8	15:25.302	1:03.763	1:53.846	8	75.634	76.841
15	26	Phil Harvey	Yamaha	R6	8	15:42.275	1:20.736	1:56.046	6	74.271	75.384
16	86	Christian Slater	Suzuki	GSXR1000	8	15:46.105	1:24.566	1:56.090	5	73.971	75.355
17	51	Rad Hughes	Yamaha	R6	8	16:11.710	1:50.171	1:59.113	5	72.021	73.443

Not classified

DNF	36	Michael Pearson	Kawasaki	ZX10R	2	3:39.596	DNF	1:47.948	2	79.674	81.039
DNF	44	Jamie Hamilton	KMR Kawasaki	ZX10R		0.079	DNF		0	-	-

Margin of Victory	Avg. Speed	Best Lap Tm	Best Speed	Best Lap by
5.881	81.231	1:46.185	82.385	77 - Ryan Farquhar

Timekeeper:

Clerk Of Course:

Weather / Track:

Results: [www.sportstimingservices.com](http://www.sportstimingservices.com)

Printed: 22/07/2012 13:22:28



# Cock O' The North Road Races

## Lapchart


Northern Allcomers 175 - 1300

Olivers Mount 2.430 Miles

Race 10 - 2nd Leg

22/07/2012 13:04

Race (8 Laps) started at 13:04:32



Competitors	Laps									
	0	1	2	3	4	5	6	7	8	
Ryan Farquhar (77)	1	77	77	77	77	77	77	77	77	77
Jamie Hamilton (44)	2	44	30	36	30	30	30	30	30	30
Michael Pearson (36)	3	36	36	30	41	41	41	41	41	41
Dean Harrison (30)	4	30	41	41	16	16	16	16	16	16
Kiaran Hankin (16)	5	16	16	16	10	10	10	10	10	19
Mick Goodings (10)	6	10	10	10	19	19	19	19	19	10
Ben Wylie (41)	7	41	19	19	29	29	29	29	29	29
Dave Hewson (19)	8	19	29	29	37	37	37	37	37	37
Mark Lister (29)	9	29	37	37	21	21	21	69	69	69
Robert Wilson (37)	10	37	21	21	69	69	69	21	21	21
Dave Woolams (69)	11	69	69	69	98	98	98	98	98	98
Richard Gibson (21)	12	21	33	33	33	33	60	60	60	60
Callum Laidlaw (60)	13	60	98	98	60	60	33	33	33	33
Gary Graves (33)	14	33	45	60	45	45	45	45	45	45
Dean Hindson (45)	15	45	60	45	26	26	26	26	26	26
Paul Owen (98)	16	98	26	26	86	86	86	86	86	86
Rad Hughes (51)	17	51	86	86	51	51	51	51	51	51
Phil Harvey (26)	18	26	51	51						
Christian Slater (86)	19	86								

Timekeeper:

Clerk Of Course:

Weather / Track:

Results: [www.sportstimingservices.com](http://www.sportstimingservices.com)

Printed: 22/07/2012 13:24:19



# Cock O' The North Road Races

Northern Allcomers 175 - 1300

Olivers Mount 2.430 Miles

Race 10 - 2nd Leg

22/07/2012 13:04

Race (8 Laps) started at 13:04:32

Lap	Time of Day	Lap Tm	S1	S2
<b>(77) Ryan Farquhar</b>				
1	13:06:22.358	1:50.256		
2	13:08:08.886	1:46.528		
3	13:09:55.071	<b>1:46.185</b>		
4	13:11:41.749	1:46.678		
5	13:13:28.643	1:46.894		
6	13:15:16.460	1:47.817		
7	13:17:04.130	1:47.670		
8	13:18:53.641	1:49.511		
<b>(30) Dean Harrison</b>				
1	13:06:23.677	1:51.432		
2	13:08:11.803	1:48.126		
3	13:09:59.062	<b>1:47.259</b>		
4	13:11:46.578	1:47.516		
5	13:13:34.619	1:48.041		
6	13:15:22.706	1:48.087		
7	13:17:10.859	1:48.153		
8	13:18:59.522	1:48.663		
<b>(41) Ben Wylie</b>				
1	13:06:27.008	1:54.265		
2	13:08:17.345	1:50.337		
3	13:10:07.470	1:50.125		
4	13:11:56.790	1:49.320		
5	13:13:45.979	1:49.189		
6	13:15:34.451	1:48.472		
7	13:17:23.724	1:49.273		
8	13:19:11.753	<b>1:48.029</b>		
<b>(16) Kieran Hankin</b>				
1	13:06:27.557	1:55.006		
2	13:08:18.779	1:51.222		
3	13:10:09.814	1:51.035		
4	13:11:59.233	1:49.419		
5	13:13:48.038	1:48.805		
6	13:15:37.340	1:49.302		
7	13:17:26.529	1:49.189		
8	13:19:14.959	<b>1:48.430</b>		
<b>(19) Dave Hewson</b>				
1	13:06:29.230	1:56.343		
2	13:08:20.611	1:51.381		
3	13:10:11.594	1:50.983		
4	13:12:02.510	1:50.916		
5	13:13:53.025	1:50.515		
6	13:15:43.427	1:50.402		
7	13:17:33.722	<b>1:50.295</b>		
8	13:19:24.185	1:50.463		
<b>(10) Mick Goodings</b>				
1	13:06:28.516	1:55.880		
2	13:08:19.522	1:51.006		
3	13:10:10.906	1:51.384		
4	13:12:02.223	1:51.317		
5	13:13:52.585	1:50.362		
6	13:15:43.318	1:50.733		
7	13:17:33.520	<b>1:50.202</b>		
8	13:19:25.381	1:51.861		
<b>(29) Mark Lister</b>				
1	13:06:30.451	1:57.432		
2	13:08:21.818	1:51.367		
3	13:10:12.554	1:50.736		
4	13:12:02.955	<b>1:50.401</b>		

Lap	Time of Day	Lap Tm	S1	S2
5	13:13:53.826	1:50.871		
6	13:15:44.593	1:50.767		
7	13:17:35.328	1:50.735		
8	13:19:27.506	1:52.178		
<b>(37) Robert Wilson</b>				
1	13:06:31.190	1:58.121		
2	13:08:23.350	1:52.160		
3	13:10:14.710	1:51.360		
4	13:12:05.791	<b>1:51.081</b>		
5	13:13:57.274	1:51.483		
6	13:15:48.995	1:51.721		
7	13:17:40.799	1:51.804		
8	13:19:33.288	1:52.489		
<b>(69) Dave Woolams</b>				
1	13:06:32.124	1:58.858		
2	13:08:25.269	1:53.145		
3	13:10:17.814	<b>1:52.545</b>		
4	13:12:10.571	1:52.757		
5	13:14:03.941	1:53.370		
6	13:15:56.641	1:52.700		
7	13:17:49.778	1:53.137		
8	13:19:43.235	1:53.457		
<b>(21) Richard Gibson</b>				
1	13:06:31.564	1:58.229		
2	13:08:24.688	1:53.124		
3	13:10:17.213	<b>1:52.525</b>		
4	13:12:10.271	1:53.058		
5	13:14:03.738	1:53.467		
6	13:15:57.896	1:54.158		
7	13:17:51.722	1:53.826		
8	13:19:47.160	1:55.438		
<b>(98) Paul Owen</b>				
1	13:06:34.125	2:00.374		
2	13:08:28.733	1:54.608		
3	13:10:22.694	1:53.961		
4	13:12:16.613	1:53.919		
5	13:14:09.894	<b>1:53.281</b>		
6	13:16:03.444	1:53.550		
7	13:17:56.768	1:53.324		
8	13:19:50.278	1:53.510		
<b>(60) Callum Laidlaw</b>				
1	13:06:35.336	2:01.902		
2	13:08:29.151	1:53.815		
3	13:10:23.498	1:54.347		
4	13:12:17.741	1:54.243		
5	13:14:11.123	<b>1:53.382</b>		
6	13:16:05.119	1:53.996		
7	13:17:58.696	1:53.577		
8	13:19:52.526	1:53.830		
<b>(33) Gary Graves</b>				
1	13:06:33.771	2:00.253		
2	13:08:28.338	1:54.567		
3	13:10:23.129	1:54.791		
4	13:12:17.366	<b>1:54.237</b>		
5	13:14:12.484	1:55.118		
6	13:16:06.742	1:54.258		
7	13:18:01.038	1:54.296		
8	13:19:56.573	1:55.535		
<b>(45) Dean Hindson</b>				

Timekeeper:

Clerk Of Course:

Weather / Track:

Results: [www.sportstimingservices.com](http://www.sportstimingservices.com)



# Cock O' The North Road Races

Northern Allcomers 175 - 1300

Olivers Mount 2.430 Miles

Race 10 - 2nd Leg

22/07/2012 13:04

Race (8 Laps) started at 13:04:32

Lap	Time of Day	Lap Tm	S1	S2	Lap	Time of Day	Lap Tm	S1	S2
1	13:06:34.934	2:01.357							
2	13:08:30.955	1:56.021							
3	13:10:26.753	1:55.798							
4	13:12:21.176	1:54.423							
5	13:14:15.106	1:53.930							
6	13:16:09.376	1:54.270							
7	13:18:03.558	1:54.182							
8	13:19:57.404	<b>1:53.846</b>							

(26) Phil Harvey

1	13:06:36.889	2:03.017
2	13:08:34.282	1:57.393
3	13:10:31.141	1:56.859
4	13:12:27.776	1:56.635
5	13:14:24.481	1:56.705
6	13:16:20.527	<b>1:56.046</b>
7	13:18:17.010	1:56.483
8	13:20:14.377	1:57.367

(86) Christian Slater

1	13:06:37.030	2:02.665
2	13:08:34.471	1:57.441
3	13:10:31.242	1:56.771
4	13:12:28.938	1:57.696
5	13:14:25.028	<b>1:56.090</b>
6	13:16:23.019	1:57.991
7	13:18:20.671	1:57.652
8	13:20:18.207	1:57.536

(51) Rad Hughes

1	13:06:38.987	2:05.139
2	13:08:39.287	2:00.300
3	13:10:39.741	2:00.454
4	13:12:39.635	1:59.894
5	13:14:38.748	<b>1:59.113</b>
6	13:16:39.773	2:01.025
7	13:18:41.225	2:01.452
8	13:20:43.812	2:02.587

(36) Michael Pearson

1	13:06:23.750	1:51.525
2	13:08:11.698	<b>1:47.948</b>

Timekeeper:

Clerk Of Course:

Weather / Track:

Results: [www.sportstimingservices.com](http://www.sportstimingservices.com)



## Cock O' The North Road Races

Sorted on Laps

Northern Allcomers 175 - 1300

Olivers Mount 2.430 Miles

Cock O' the North

22/07/2012 17:00

Race (10 Laps) started at 17:00:23

Pos	No.	Name	Bike	cc	Laps	Total Tm	Diff	Best Tm	In Lap	Avg. Speed	Best Speed
1	77	Ryan Farquhar	KMR Kawasaki	ZX10R	10	17:57.511		1:45.926	5	81.187	82.586
2	30	Dean Harrison	Yamaha	R6	10	18:02.211	4.700	1:47.034	4	80.835	81.731
3	16	Kiaran Hankin	Kawasaki	ZX6R	10	18:25.452	27.941	1:49.422	3	79.135	79.947
4	52	James Cowton	Honda	CBR600	10	18:33.677	36.166	1:49.893	7	78.551	79.605
5	19	Dave Hewson	Kawasaki	ZX10R	10	18:36.843	39.332	1:50.529	9	78.328	79.147
6	29	Mark Lister	Kawasaki	ZX10R	10	18:38.316	40.805	1:50.581	9	78.225	79.109
7	10	Mick Goodings	Honda	CBR1000	10	18:45.391	47.880	1:50.782	4	77.733	78.966
8	33	Gary Graves	Yamaha	R6	10	19:06.001	1:08.490	1:53.387	7	76.335	77.152
9	60	Callum Laidlaw	Yamaha	R6	10	19:07.586	1:10.075	1:53.371	7	76.230	77.163
10	69	Dave Woolams	Suzuki	GSXR1000	10	19:20.373	1:22.862	1:53.844	4	75.390	76.842
11	72	Gaz Evans	BMW	S 1000 RR	10	19:27.734	1:30.223	1:54.724	10	74.914	76.253
12	27	Adam Child	Suzuki	GSXR600	10	19:32.281	1:34.770	1:54.691	8	74.624	76.275
13	48	Steven Hix	Suzuki	GSXR1000	10	19:32.851	1:35.340	1:54.566	10	74.587	76.358
14	61	Adam Sheriff	Yamaha	R1	10	19:44.935	1:47.424	1:55.949	8	73.827	75.447
15	43	Stephen Degnan	Suzuki	GSXR1000	9	17:57.272	1 Lap	1:56.837	6	73.085	74.874
16	86	Christian Slater	Suzuki	GSXR1000	9	18:03.907	1 Lap	1:57.491	5	72.637	74.457

Not classified

DNF	44	Jamie Hamilton	KMR Kawasaki	ZX10R	2	3:42.435	DNF	1:49.383	2	78.657	79.976
-----	----	----------------	--------------	-------	---	----------	-----	----------	---	--------	--------

Margin of Victory	Avg. Speed	Best Lap Tm	Best Speed	Best Lap by
4.700	81.187	1:45.926	82.586	77 - Ryan Farquhar

Timekeeper:

Clerk Of Course:

Weather / Track:

Results: [www.sportstiming.com](http://www.sportstiming.com)

Printed: 22/07/2012 17:20:59



# Cock O' The North Road Races

## Lapchart


Northern Allcomers 175 - 1300

Olivers Mount 2.430 Miles

Cock O' the North

22/07/2012 17:00

Race (10 Laps) started at 17:00:23



Competitors	Laps											
	0	1	2	3	4	5	6	7	8	9	10	
Ryan Farquhar (77)	1	77	30	30	77	77	77	77	77	77	77	77
Dean Harrison (30)	2	30	77	77	30	30	30	30	30	30	30	30
Jamie Hamilton (44)	3	44	44	44	16	16	16	16	16	16	16	16
Mick Goodings (10)	4	10	16	16	19	19	19	52	52	52	52	52
Dave Hewson (19)	5	19	19	19	52	52	52	19	19	19	19	19
Kiaran Hankin (16)	6	16	52	52	29	29	29	29	29	29	29	29
James Cowton (52)	7	52	10	29	10	10	10	10	10	10	10	10
Mark Lister (29)	8	29	29	10	33	33	33	33	33	33	33	33
Gary Graves (33)	9	33	33	33	60	60	60	60	60	60	60	60
Callum Laidlaw (60)	10	60	60	60	69	69	69	69	69	69	69	69
Dave Woolams (69)	11	69	48	48	72	72	72	72	72	72	72	72
Steven Hix (48)	12	48	61	69	48	48	48	27	27	27	27	27
Adam Child (27)	13	27	72	72	61	61	27	48	48	48	48	48
Gaz Evans (72)	14	72	69	61	27	27	61	61	61	61	61	61
Adam Sheriff (61)	15	61	27	27	86	86	86	43	43	43	43	43
Christian Slater (86)	16	86	86	86	43	43	43	86	86	86	86	86
Stephen Degnan (43)	17	43	43	43								

Timekeeper:

Clerk Of Course:

Weather / Track:

Results: [www.sportstimingservices.com](http://www.sportstimingservices.com)

Printed: 22/07/2012 17:22:14



# Cock O' The North Road Races

Northern Allcomers 175 - 1300

Olivers Mount 2.430 Miles

Cock O' the North

22/07/2012 17:00

Race (10 Laps) started at 17:00:23

Lap	Time of Day	Lap Tm	S1	S2
<b>(77) Ryan Farquhar</b>				
1	17:02:15.495	1:52.336		
2	17:04:03.860	1:48.365		
3	17:05:51.331	1:47.471		
4	17:07:38.227	1:46.896		
5	17:09:24.153	<b>1:45.926</b>		
6	17:11:10.566	1:46.413		
7	17:12:57.390	1:46.824		
8	17:14:44.599	1:47.209		
9	17:16:31.555	1:46.956		
10	17:18:20.670	1:49.115		
<b>(30) Dean Harrison</b>				
1	17:02:15.188	1:51.934		
2	17:04:03.493	1:48.305		
3	17:05:51.735	1:48.242		
4	17:07:38.769	<b>1:47.034</b>		
5	17:09:25.862	1:47.093		
6	17:11:13.304	1:47.442		
7	17:13:01.289	1:47.985		
8	17:14:48.679	1:47.390		
9	17:16:36.603	1:47.924		
10	17:18:25.370	1:48.767		
<b>(16) Kieran Hankin</b>				
1	17:02:16.969	1:53.112		
2	17:04:07.336	1:50.367		
3	17:05:56.758	<b>1:49.422</b>		
4	17:07:46.757	1:49.999		
5	17:09:36.876	1:50.119		
6	17:11:27.401	1:50.525		
7	17:13:18.340	1:50.939		
8	17:15:08.076	1:49.736		
9	17:16:58.310	1:50.234		
10	17:18:48.611	1:50.301		
<b>(52) James Cowton</b>				
1	17:02:18.937	1:55.060		
2	17:04:10.488	1:51.551		
3	17:06:02.063	1:51.575		
4	17:07:53.166	1:51.103		
5	17:09:44.219	1:51.053		
6	17:11:35.662	1:51.443		
7	17:13:25.555	<b>1:49.893</b>		
8	17:15:15.713	1:50.158		
9	17:17:05.942	1:50.229		
10	17:18:56.836	1:50.894		
<b>(19) Dave Hewson</b>				
1	17:02:18.522	1:54.734		
2	17:04:10.174	1:51.652		
3	17:06:01.699	1:51.525		
4	17:07:52.772	1:51.073		
5	17:09:43.905	1:51.133		
6	17:11:36.250	1:52.345		
7	17:13:27.040	1:50.790		
8	17:15:18.127	1:51.087		
9	17:17:08.656	<b>1:50.529</b>		
10	17:19:00.002	1:51.346		
<b>(29) Mark Lister</b>				
1	17:02:20.341	1:56.291		
2	17:04:11.066	1:50.725		
3	17:06:02.789	1:51.723		
4	17:07:53.516	1:50.727		

Lap	Time of Day	Lap Tm	S1	S2
5	17:09:45.342	1:51.826		
6	17:11:36.731	1:51.389		
7	17:13:27.966	1:51.235		
8	17:15:18.870	1:50.904		
9	17:17:09.451	<b>1:50.581</b>		
10	17:19:01.475	1:52.024		
<b>(10) Mick Goodings</b>				
1	17:02:20.103	1:56.378		
2	17:04:12.114	1:52.011		
3	17:06:03.340	1:51.226		
4	17:07:54.122	<b>1:50.782</b>		
5	17:09:45.780	1:51.658		
6	17:11:37.479	1:51.699		
7	17:13:29.118	1:51.639		
8	17:15:20.691	1:51.573		
9	17:17:13.512	1:52.821		
10	17:19:08.550	1:55.038		
<b>(33) Gary Graves</b>				
1	17:02:22.559	1:58.374		
2	17:04:16.772	1:54.213		
3	17:06:10.988	1:54.216		
4	17:08:05.338	1:54.350		
5	17:09:59.516	1:54.178		
6	17:11:53.300	1:53.784		
7	17:13:46.687	<b>1:53.387</b>		
8	17:15:40.473	1:53.786		
9	17:17:34.237	1:53.764		
10	17:19:29.160	1:54.923		
<b>(60) Callum Laidlaw</b>				
1	17:02:23.965	1:59.638		
2	17:04:17.585	1:53.620		
3	17:06:11.998	1:54.413		
4	17:08:05.645	1:53.647		
5	17:10:00.201	1:54.556		
6	17:11:53.634	1:53.433		
7	17:13:47.005	<b>1:53.371</b>		
8	17:15:40.800	1:53.795		
9	17:17:34.713	1:53.913		
10	17:19:30.745	1:56.032		
<b>(69) Dave Woolams</b>				
1	17:02:25.994	2:01.446		
2	17:04:23.736	1:57.742		
3	17:06:18.688	1:54.952		
4	17:08:12.532	<b>1:53.844</b>		
5	17:10:06.571	1:54.039		
6	17:12:01.199	1:54.628		
7	17:13:56.525	1:55.326		
8	17:15:51.470	1:54.945		
9	17:17:47.245	1:55.775		
10	17:19:43.532	1:56.287		
<b>(72) Gaz Evans</b>				
1	17:02:25.566	2:00.924		
2	17:04:23.938	1:58.372		
3	17:06:21.763	1:57.825		
4	17:08:17.608	1:55.845		
5	17:10:13.879	1:56.271		
6	17:12:09.991	1:56.112		
7	17:14:05.879	1:55.888		
8	17:16:01.360	1:55.481		
9	17:17:56.169	1:54.809		
10	17:19:50.893	<b>1:54.724</b>		

Timekeeper:

Clerk Of Course:

Weather / Track:

Results: [www.sportstimingservices.com](http://www.sportstimingservices.com)





# Cock O' The North Road Races

Northern Allcomers 175 - 1300

Olivers Mount 2.430 Miles

Cock O' the North

22/07/2012 17:00

Race (10 Laps) started at 17:00:23

Lap	Time of Day	Lap Tm	S1	S2	Lap	Time of Day	Lap Tm	S1	S2
-----	-------------	--------	----	----	-----	-------------	--------	----	----

(27) Adam Child

1	17:02:27.499	2:02.874		
2	17:04:24.675	1:57.176		
3	17:06:23.617	1:58.942		
4	17:08:21.451	1:57.834		
5	17:10:18.249	1:56.798		
6	17:12:14.640	1:56.391		
7	17:14:09.686	1:55.046		
8	17:16:04.377	<b>1:54.691</b>		
9	17:17:59.901	1:55.524		
10	17:19:55.440	1:55.539		

(48) Steven Hix

1	17:02:24.885	2:00.311		
2	17:04:23.278	1:58.393		
3	17:06:22.661	1:59.383		
4	17:08:20.224	1:57.563		
5	17:10:17.690	1:57.466		
6	17:12:15.085	1:57.395		
7	17:14:10.699	1:55.614		
8	17:16:06.386	1:55.687		
9	17:18:01.444	1:55.058		
10	17:19:56.010	<b>1:54.566</b>		

(61) Adam Sheriff

1	17:02:25.452	2:00.576		
2	17:04:24.419	1:58.967		
3	17:06:23.299	1:58.880		
4	17:08:20.882	1:57.583		
5	17:10:18.610	1:57.728		
6	17:12:15.731	1:57.121		
7	17:14:11.835	1:56.104		
8	17:16:07.784	<b>1:55.949</b>		
9	17:18:05.670	1:57.886		
10	17:20:08.094	2:02.424		

(43) Stephen Degan

1	17:02:28.393	2:03.353		
2	17:04:26.365	1:57.972		
3	17:06:24.544	1:58.179		
4	17:08:22.737	1:58.193		
5	17:10:20.129	1:57.392		
6	17:12:16.966	<b>1:56.837</b>		
7	17:14:14.062	1:57.096		
8	17:16:11.097	1:57.035		
9	17:18:20.431	2:09.334		

(86) Christian Slater

1	17:02:28.281	2:03.315		
2	17:04:25.798	1:57.517		
3	17:06:24.466	1:58.668		
4	17:08:22.547	1:58.081		
5	17:10:20.038	<b>1:57.491</b>		
6	17:12:19.695	1:59.657		
7	17:14:21.016	2:01.321		
8	17:16:22.491	2:01.475		
9	17:18:27.066	2:04.575		

(44) Jamie Hamilton

1	17:02:16.211	1:52.881		
2	17:04:05.594	<b>1:49.383</b>		

Timekeeper:

Clerk Of Course:

Weather / Track:

Results: [www.sportstimingservices.com](http://www.sportstimingservices.com)



# Cock O' The North Road Races

Sorted on Laps

Northern Allcomers 175 - 1300

Olivers Mount 2.430 Miles

Race 20 - Non Qualifiers

22/07/2012 17:52

Race (6 Laps) started at 17:52:16

Pos	No.	Name	Bike	cc	Laps	Total Tm	Diff	Best Tm	In Lap	Avg. Speed	Best Speed
1	61	Adam Sheriff	Yamaha	R1	2	3:58.744		1:56.737	2	73.284	74.938
2	<b>72</b>	Gaz Evans	<b>BMW</b>	<b>S 1000 RR</b>	2	3:59.875	1.131	<b>1:56.512</b>	<b>2</b>	72.938	<b>75.082</b>
3	27	Adam Child	Suzuki	GSXR600	2	3:59.960	1.216		0	72.912	-
4	63	Tom Robinson	Honda	CBR600	2	4:01.637	2.893	1:58.724	2	72.406	73.684
5	43	Stephen Degnan	Suzuki	GSXR1000	2	4:02.211	3.467	1:59.130	2	72.235	73.432
6	24	Marcel Zuurbier	Yamaha	R6	2	4:02.518	3.774	1:58.310	2	72.143	73.941
7	51	Rad Hughes	Yamaha	R6	2	4:04.867	6.123	1:59.416	2	71.451	73.257
8	34	Kevin Van der Gulik	Suzuki	GSXR600	2	4:06.361	7.617	1:59.846	2	71.018	72.994
9	91	James Neesom	Suzuki	GSXR600	2	4:09.472	10.728	2:01.273	2	70.132	72.135
10	39	Chris Smith	Kawasaki	ZXR400	2	4:18.245	19.501	2:06.643	2	67.750	69.076
11	84	David Loudon	Aprilia	Mille 1000	2	4:19.278	20.534	2:07.368	2	67.480	68.683
12	14	Stephen Cobbold	Honda	CBR1000	2	4:19.491	20.747	2:06.984	2	67.424	68.891
13	81	Oliver Dupuy	Yamaha	R6	2	4:19.858	21.114	2:03.476	2	67.329	70.848
14	99	Marc Coggon	Suzuki	GSXR600	2	4:23.392	24.648	2:08.785	2	66.426	67.927

Not classified

DNF	48	Steven Hix	Suzuki	GSX1000	2	3:59.311	DNF	1:57.035	2	73.110	74.747
-----	----	------------	--------	---------	---	----------	-----	----------	---	--------	--------

### Announcements

\*\*No 27 - Adam Child - No Transponder\*\*

Margin of Victory	Avg. Speed	Best Lap Tm	Best Speed	Best Lap by
1.131	73.284	1:56.512	75.082	72 - Gaz Evans

Timekeeper:

Clerk Of Course:

Weather / Track:

Results: [www.sportstiming.com](http://www.sportstiming.com)

Printed: 22/07/2012 18:04:43



## Cock O' The North Road Races

## Lapchart

Northern Allcomers 175 - 1300

Olivers Mount 2.430 Miles

Race 20 - Non Qualifiers

22/07/2012 17:52

Race (6 Laps) started at 17:52:16

Competitors	Laps		
	0	1	2
Adam Sheriff (61)	1	61	61
Tom Robinson (63)	2	63	48
Steven Hix (48)	3	48	63
Stephen Degnan (43)	4	43	43
Rad Hughes (51)	5	51	72
Stephen Cobbold (14)	6	14	24
Marcel Zuurbier (24)	7	24	51
James Neesom (91)	8	91	34
Gaz Evans (72)	9	72	91
Kevin Van der Gulik (34)	10	34	39
Oliver Dupuy (81)	11	81	84
David Loudon (84)	12	84	14
Chris Smith (39)	13	39	99
Marc Coggon (99)	14	99	81
Adam Child (27)	15	27	27

Timekeeper:

Clerk Of Course:

Weather / Track:

Results: [www.sportstimingservices.com](http://www.sportstimingservices.com)

Printed: 22/07/2012 18:06:58



## Cock O' The North Road Races

Northern Allcomers 175 - 1300

Olivers Mount 2.430 Miles

Race 20 - Non Qualifiers

22/07/2012 17:52

Race (6 Laps) started at 17:52:16

Lap	Time of Day	Lap Tm	S1	S2	Lap	Time of Day	Lap Tm	S1	S2
<b>(61) Adam Sheriff</b>									
1	17:54:18.159	2:02.007							
2	17:56:14.896	<b>1:56.737</b>							
<b>(72) Gaz Evans</b>									
1	17:54:19.515	2:02.179							
2	17:56:16.027	<b>1:56.512</b>							
<b>(27) Adam Child</b>									
1	17:56:16.112	1:58.414							
<b>(63) Tom Robinson</b>									
1	17:54:19.065	2:02.743							
2	17:56:17.789	<b>1:58.724</b>							
<b>(43) Stephen Degan</b>									
1	17:54:19.233	2:02.563							
2	17:56:18.363	<b>1:59.130</b>							
<b>(24) Marcel Zuurbier</b>									
1	17:54:20.360	2:03.263							
2	17:56:18.670	<b>1:58.310</b>							
<b>(51) Rad Hughes</b>									
1	17:54:21.603	2:04.837							
2	17:56:21.019	<b>1:59.416</b>							
<b>(34) Kevin Van der Gulik</b>									
1	17:54:22.667	2:05.201							
2	17:56:22.513	<b>1:59.846</b>							
<b>(91) James Neesom</b>									
1	17:54:24.351	2:07.061							
2	17:56:25.624	<b>2:01.273</b>							
<b>(39) Chris Smith</b>									
1	17:54:27.754	2:09.762							
2	17:56:34.397	<b>2:06.643</b>							
<b>(84) David Loudon</b>									
1	17:54:28.062	2:10.212							
2	17:56:35.430	<b>2:07.368</b>							
<b>(14) Stephen Cobbold</b>									
1	17:54:28.659	2:11.768							
2	17:56:35.643	<b>2:06.984</b>							
<b>(81) Oliver Dupuy</b>									
1	17:54:32.534	2:14.947							
2	17:56:36.010	<b>2:03.476</b>							
<b>(99) Marc Coggon</b>									
1	17:54:30.759	2:09.395							
2	17:56:39.544	<b>2:08.785</b>							
<b>(48) Steven Hix</b>									
1	17:54:18.428	2:01.835							
2	17:56:15.463	<b>1:57.035</b>							

Timekeeper:

Clerk Of Course:

Weather / Track:

Results: [www.sportstimingservices.com](http://www.sportstimingservices.com)

Printed: 22/07/2012 18:09:23



## Cock O' The North Road Races

Sorted on Laps

Northern Sidecars F2

Olivers Mount 2.430 Miles

Race 2 - 1st Leg

21/07/2012 13:29

Race (6 Laps) started at 13:39:39

Pos	No.	Name	Bike	cc	Laps	Total Tm	Diff	Best Tm	In Lap	Avg. Speed	Best Speed
1	2	Harrison / Patterson	Shelbourne	Honda 600	6	12:02.015		1:58.947	4	72.697	73.545
2	69	Lambert / Crowe	GLR	Honda 600	6	12:05.863	3.848	2:00.062	3	72.311	72.862
3	9	Atkinson / Knapton	LCR	Suzuki 600	6	12:16.971	14.956	2:00.880	5	71.221	72.369
4	8	Hirst / Chandler	LPC/ Shelbour	Honda 600	6	12:37.850	35.835	2:05.400	6	69.259	69.761
5	12	Noble / Chandler	Mr Equipe	Suzuki 600	6	12:38.866	36.851	2:04.743	2	69.166	70.128
6	51	Saunders / Bradbury	Castletown	Suzuki 600	6	13:49.705	1:47.690	2:15.909	5	63.261	64.367

Not classified

DNF	4	Thirkell / Barlow	Mr Equipe	Honda 600	3	6:13.152	DNF	2:02.574	2	70.331	71.369
DNF	3	Bell / Bell	LCR	Yamaha 600	2	4:27.748	DNF	2:00.606	1	65.345	72.534

Margin of Victory	Avg. Speed	Best Lap Tm	Best Speed	Best Lap by
3.848	72.697	1:58.947	73.545	2 - Harrison / Patterson

Timekeeper:

Clerk Of Course:

Weather / Track:

Results: [www.sportstiming.com](http://www.sportstiming.com)

Printed: 21/07/2012 13:53:42



# Cock O' The North Road Races

## Lapchart


Northern Sidecars F2

Olivers Mount 2.430 Miles

Race 2 - 1st Leg

21/07/2012 13:29

Race (6 Laps) started at 13:39:39



Competitors	Laps							
	0	1	2	3	4	5	6	
Lambert / Crowe (69)	1	69	69	2	2	2	2	2
Bell / Bell (3)	2	3	3	69	69	69	69	69
Harrison / Patterson (2)	3	2	2	4	9	9	9	9
Thirkell / Barlow (4)	4	4	9	9	4	8	8	8
Atkinson / Knapton (9)	5	9	4	8	8	12	12	12
Hirst / Chandler (8)	6	8	8	12	12	51	51	51
Noble / Chandler (12)	7	12	12	3	51			
Saunders / Bradbury (51)	8	51	51	51				

Timekeeper:

Clerk Of Course:

Weather / Track:

Results: [www.sportstimingservices.com](http://www.sportstimingservices.com)

Printed: 21/07/2012 13:55:08



## Cock O' The North Road Races

Northern Sidecars F2

Olivers Mount 2.430 Miles

Race 2 - 1st Leg

21/07/2012 13:29

Race (6 Laps) started at 13:39:39

Lap	Time of Day	Lap Tm	S1	S2	Lap	Time of Day	Lap Tm	S1	S2
<b>(2) Harrison / Patterson</b>									
1	13:41:41.460	2:01.505							
2	13:43:41.100	1:59.640							
3	13:45:40.742	1:59.642							
4	13:47:39.689	<b>1:58.947</b>							
5	13:49:39.077	1:59.388							
6	13:51:41.149	2:02.072							

<b>(69) Lambert / Crowe</b>									
1	13:41:39.866	2:00.732							
2	13:43:43.368	2:03.502							
3	13:45:43.430	<b>2:00.062</b>							
4	13:47:43.641	2:00.211							
5	13:49:44.687	2:01.046							
6	13:51:44.997	2:00.310							

<b>(9) Atkinson / Knapton</b>									
1	13:41:44.868	2:04.347							
2	13:43:49.176	2:04.308							
3	13:45:51.083	2:01.907							
4	13:47:53.013	2:01.930							
5	13:49:53.893	<b>2:00.880</b>							
6	13:51:56.105	2:02.212							

<b>(8) Hirst / Chandler</b>									
1	13:41:47.335	2:06.678							
2	13:43:52.787	2:05.452							
3	13:45:59.806	2:07.019							
4	13:48:05.628	2:05.822							
5	13:50:11.584	2:05.956							
6	13:52:16.984	<b>2:05.400</b>							

<b>(12) Noble / Chandler</b>									
1	13:41:49.395	2:08.390							
2	13:43:54.138	<b>2:04.743</b>							
3	13:46:00.326	2:06.188							
4	13:48:07.373	2:07.047							
5	13:50:13.053	2:05.680							
6	13:52:18.000	2:04.947							

<b>(51) Saunders / Bradbury</b>									
1	13:41:58.788	2:17.175							
2	13:44:15.011	2:16.223							
3	13:46:36.508	2:21.497							
4	13:48:53.500	2:16.992							
5	13:51:09.409	<b>2:15.909</b>							
6	13:53:28.839	2:19.430							

<b>(4) Thirkell / Barlow</b>									
1	13:41:45.391	2:05.049							
2	13:43:47.965	<b>2:02.574</b>							
3	13:45:52.286	2:04.321							

<b>(3) Bell / Bell</b>									
1	13:41:39.981	<b>2:00.606</b>							
2	13:44:06.882	2:26.901							

Timekeeper:

Clerk Of Course:

Weather / Track:

Results: [www.sportstimingservices.com](http://www.sportstimingservices.com)

Printed: 21/07/2012 13:55:36



## Cock O' The North Road Races

Sorted on Laps

Northern Sidecars F2

Olivers Mount 2.430 Miles

Race 7 - 2nd Leg

22/07/2012 11:31

Race (6 Laps) started at 11:31:09

Pos	No.	Name	Bike	cc	Laps	Total Tm	Diff	Best Tm	In Lap	Avg. Speed	Best Speed
1	3	Bell / Bell	LCR	Yamaha 600	6	11:53.871		1:57.242	2	73.526	74.615
2	69	Lambert / Crowe	GLR	Honda 600	6	12:03.443	9.572	1:59.272	4	72.553	73.345
3	2	Harrison / Patterson	Shelbourne	Honda 600	6	12:06.076	12.205	1:59.092	3	72.290	73.456
4	14	Lelias / Aylott	LCR	Suzuki 600	6	12:10.115	16.244	1:59.975	4	71.890	72.915
5	4	Thirkell / Barlow	Mr Equipe	Honda 600	6	12:18.831	24.960	2:01.596	2	71.042	71.943
6	8	Hirst / Chandler	LPC/ Shelbour	Honda 600	6	12:35.605	41.734	2:04.148	2	69.465	70.464
7	12	Noble / Chandler	Mr Equipe	Suzuki 600	6	12:43.011	49.140	2:05.232	3	68.791	69.854

Not classified

DNF	9	Atkinson / Knapton	LCR	Suzuki 600	4	8:11.164	DNF	1:59.585	4	71.243	73.153
DNF	51	Saunders / Bradbury	Castletown	Suzuki 600			DNF		0	-	-

**Margin of Victory**

**Avg. Speed**

**Best Lap Tm**

**Best Speed**

**Best Lap by**

9.572

73.526

1:57.242

74.615

3 - Bell / Bell

Timekeeper:

Clerk Of Course:

Weather / Track:

Results: [www.sportstiming.com](http://www.sportstiming.com)

Printed: 22/07/2012 11:46:00





# Cock O' The North Road Races

## Lapchart


Northern Sidecars F2

Olivers Mount 2.430 Miles

Race 7 - 2nd Leg

22/07/2012 11:31

Race (6 Laps) started at 11:31:09



Competitors	Laps						
	0	1	2	3	4	5	6
Lambert / Crowe (69)	1	69	3	3	3	3	3
Bell / Bell (3)	2	3	69	69	69	69	69
Harrison / Patterson (2)	3	2	2	2	2	2	2
Thirkell / Barlow (4)	4	4	14	14	14	14	14
Lelias / Aylott (14)	5	14	4	4	9	9	4
Atkinson / Knapton (9)	6	9	9	9	4	4	8
Hirst / Chandler (8)	7	8	8	8	8	8	12
Noble / Chandler (12)	8	12	12	12	12	12	
-	9						

Timekeeper:

Clerk Of Course:

Weather / Track:

Results: [www.sportstimingservices.com](http://www.sportstimingservices.com)

Printed: 22/07/2012 11:47:17



## Cock O' The North Road Races

Northern Sidecars F2

Olivers Mount 2.430 Miles

Race 7 - 2nd Leg

22/07/2012 11:31

Race (6 Laps) started at 11:31:09

Lap	Time of Day	Lap Tm	S1	S2	Lap	Time of Day	Lap Tm	S1	S2
-----	-------------	--------	----	----	-----	-------------	--------	----	----

(3) Bell / Bell

1	11:33:11.862	2:00.288		
2	11:35:09.104	<b>1:57.242</b>		
3	11:37:07.116	1:58.012		
4	11:39:04.628	1:57.512		
5	11:41:03.883	1:59.255		
6	11:43:03.293	1:59.410		

(69) Lambert / Crowe

1	11:33:14.151	2:04.729		
2	11:35:13.735	1:59.584		
3	11:37:13.522	1:59.787		
4	11:39:12.794	<b>1:59.272</b>		
5	11:41:13.152	2:00.358		
6	11:43:12.865	1:59.713		

(2) Harrison / Patterson

1	11:33:14.847	2:02.716		
2	11:35:14.994	2:00.147		
3	11:37:14.086	<b>1:59.092</b>		
4	11:39:14.568	2:00.482		
5	11:41:14.935	2:00.367		
6	11:43:15.498	2:00.563		

(14) Lelias / Aylott

1	11:33:16.317	2:03.651		
2	11:35:17.691	2:01.374		
3	11:37:17.743	2:00.052		
4	11:39:17.718	<b>1:59.975</b>		
5	11:41:18.760	2:01.042		
6	11:43:19.537	2:00.777		

(4) Thirkell / Barlow

1	11:33:17.400	2:04.811		
2	11:35:18.996	<b>2:01.596</b>		
3	11:37:21.682	2:02.686		
4	11:39:23.714	2:02.032		
5	11:41:25.738	2:02.024		
6	11:43:28.253	2:02.515		

(8) Hirst / Chandler

1	11:33:20.238	2:07.129		
2	11:35:24.386	<b>2:04.148</b>		
3	11:37:29.729	2:05.343		
4	11:39:34.990	2:05.261		
5	11:41:40.793	2:05.803		
6	11:43:45.027	2:04.234		

(12) Noble / Chandler

1	11:33:22.293	2:09.080		
2	11:35:28.041	2:05.748		
3	11:37:33.273	<b>2:05.232</b>		
4	11:39:38.552	2:05.279		
5	11:41:45.867	2:07.315		
6	11:43:52.433	2:06.566		

(9) Atkinson / Knapton

1	11:33:18.169	2:05.414		
2	11:35:19.267	2:01.098		
3	11:37:21.001	2:01.734		
4	11:39:20.586	<b>1:59.585</b>		

Timekeeper:

Clerk Of Course:

Weather / Track:

Results: [www.sportstimingservices.com](http://www.sportstimingservices.com)

Printed: 22/07/2012 11:47:51



## Cock O' The North Road Races

Sorted on Laps

Northern Sidecars F2

Olivers Mount 2.430 Miles

Race 11 - 3rd Leg

22/07/2012 13:31

Race (6 Laps) started at 13:31:08

Pos	No.	Name	Bike	cc	Laps	Total Tm	Diff	Best Tm	In Lap	Avg. Speed	Best Speed
1	2	Harrison / Patterson	Shelbourne	Honda 600	6	11:59.934		1:59.031	4	72.907	73.493
2	14	Lelias / Aylott	LCR	Suzuki 600	6	12:05.439	5.505	1:59.857	3	72.353	72.987
3	9	Atkinson / Knapton	LCR	Suzuki 600	6	12:11.657	11.723	1:59.163	4	71.739	73.412
4	4	Thirkell / Barlow	Mr Equipe	Honda 600	6	12:15.688	15.754	2:01.468	2	71.345	72.019
5	69	Lambert / Crowe	GLR	Honda 600	6	12:18.545	18.611	1:59.169	4	71.069	73.408
6	8	Hirst / Chandler	LPC/ Shelbour	Honda 600	6	12:26.975	27.041	2:03.411	6	70.267	70.885
7	12	Noble / Chandler	Mr Equipe	Suzuki 600	6	12:39.359	39.425	2:04.497	4	69.121	70.267

**Margin of Victory**

**Avg. Speed**

**Best Lap Tm**

**Best Speed**

**Best Lap by**

5.505

72.907

1:59.031

73.493

2 - Harrison / Patterson

Timekeeper:

Clerk Of Course:

Weather / Track:

Results: [www.sportstimingservices.com](http://www.sportstimingservices.com)

Printed: 22/07/2012 13:44:07



# Cock O' The North Road Races

## Lapchart


Northern Sidecars F2

Olivers Mount 2.430 Miles

Race 11 - 3rd Leg

22/07/2012 13:31

Race (6 Laps) started at 13:31:08



Competitors	Laps							
	0	1	2	3	4	5	6	
Lambert / Crowe (69)	1	69	69	2	2	2	2	2
Harrison / Patterson (2)	2	2	2	69	69	69	69	14
Lelias / Aylott (14)	3	14	14	14	14	14	14	9
Thirkell / Barlow (4)	4	4	4	4	4	4	9	4
Atkinson / Knapton (9)	5	9	8	8	9	9	4	69
Hirst / Chandler (8)	6	8	9	9	8	8	8	8
Noble / Chandler (12)	7	12	12	12	12	12	12	12

Timekeeper:

Clerk Of Course:

Weather / Track:

Results: [www.sportstimingservices.com](http://www.sportstimingservices.com)

Printed: 22/07/2012 13:45:08



## Cock O' The North Road Races

Northern Sidecars F2

Olivers Mount 2.430 Miles

Race 11 - 3rd Leg

22/07/2012 13:31

Race (6 Laps) started at 13:31:08

Lap	Time of Day	Lap Tm	S1	S2	Lap	Time of Day	Lap Tm	S1	S2
<b>(2) Harrison / Patterson</b>									
1	13:33:10.518	2:01.604							
2	13:35:09.726	1:59.208							
3	13:37:09.398	1:59.672							
4	13:39:08.429	<b>1:59.031</b>							
5	13:41:08.388	1:59.959							
6	13:43:08.159	1:59.771							
<b>(14) Lelias / Aylott</b>									
1	13:33:12.164	2:02.798							
2	13:35:12.389	2:00.225							
3	13:37:12.246	<b>1:59.857</b>							
4	13:39:12.507	2:00.261							
5	13:41:12.876	2:00.369							
6	13:43:13.664	2:00.788							
<b>(9) Atkinson / Knapton</b>									
1	13:33:17.238	2:07.595							
2	13:35:19.205	2:01.967							
3	13:37:19.458	2:00.253							
4	13:39:18.621	<b>1:59.163</b>							
5	13:41:19.457	2:00.836							
6	13:43:19.882	2:00.425							
<b>(4) Thirkell / Barlow</b>									
1	13:33:13.165	2:03.718							
2	13:35:14.633	<b>2:01.468</b>							
3	13:37:16.440	2:01.807							
4	13:39:18.295	2:01.855							
5	13:41:20.814	2:02.519							
6	13:43:23.913	2:03.099							
<b>(69) Lambert / Crowe</b>									
1	13:33:10.288	2:02.063							
2	13:35:10.525	2:00.237							
3	13:37:10.276	1:59.751							
4	13:39:09.445	<b>1:59.169</b>							
5	13:41:09.045	1:59.600							
6	13:43:26.770	2:17.725							
<b>(8) Hirst / Chandler</b>									
1	13:33:15.271	2:05.411							
2	13:35:18.769	2:03.498							
3	13:37:22.794	2:04.025							
4	13:39:28.119	2:05.325							
5	13:41:31.789	2:03.670							
6	13:43:35.200	<b>2:03.411</b>							
<b>(12) Noble / Chandler</b>									
1	13:33:19.061	2:09.151							
2	13:35:25.472	2:06.411							
3	13:37:30.538	2:05.066							
4	13:39:35.035	<b>2:04.497</b>							
5	13:41:41.766	2:06.731							
6	13:43:47.584	2:05.818							

Timekeeper:

Clerk Of Course:

Weather / Track:

Results: [www.sportstimingservices.com](http://www.sportstimingservices.com)

Printed: 22/07/2012 13:46:11



## Cock O' The North Road Races

Sorted on Laps

Northern Sidecars F2

Olivers Mount 2.430 Miles

Race 17 - 4th Leg

22/07/2012 16:37

Race (6 Laps) started at 16:37:56

Pos	No.	Name	Bike	cc	Laps	Total Tm	Diff	Best Tm	In Lap	Avg. Speed	Best Speed
1	3	Bell / Bell	LCR	Yamaha 600	6	11:47.962		1:57.290	3	74.140	74.584
2	2	Harrison / Patterson	Shelbourne	Honda 600	6	12:02.983	15.021	1:59.749	2	72.599	73.053
3	14	Lelias / Aylott	LCR	Suzuki 600	6	12:03.799	15.837	1:59.604	3	72.517	73.141
4	9	Atkinson / Knapton	LCR	Suzuki 600	6	12:05.230	17.268	1:59.937	3	72.374	72.938
5	4	Thirkell / Barlow	Mr Equipe	Honda 600	6	12:16.582	28.620	2:01.826	4	71.259	71.807
6	8	Hirst / Chandler	LPC/ Shelbour	Honda 600	6	12:39.691	51.729	2:04.486	5	69.091	70.273
7	12	Noble / Chandler	Mr Equipe	Suzuki 600	6	12:41.623	53.661	2:05.263	4	68.916	69.837

**Margin of Victory**

**Avg. Speed**

**Best Lap Tm**

**Best Speed**

**Best Lap by**

15.021

74.140

1:57.290

74.584

3 - Bell / Bell

Timekeeper:

Clerk Of Course:

Weather / Track:

Results: [www.sportstiming.com](http://www.sportstiming.com)

Printed: 22/07/2012 16:51:55



# Cock O' The North Road Races

## Lapchart


Northern Sidecars F2

Olivers Mount 2.430 Miles

Race 17 - 4th Leg

22/07/2012 16:37

Race (6 Laps) started at 16:37:56



Competitors	Laps						
	0	1	2	3	4	5	6
Bell / Bell (3)	1	3	3	3	3	3	3
Harrison / Patterson (2)	2	2	2	2	2	2	2
Thirkell / Barlow (4)	3	4	14	14	14	14	14
Lelias / Aylott (14)	4	14	9	9	9	9	9
Atkinson / Knapton (9)	5	9	4	4	4	4	4
Hirst / Chandler (8)	6	8	12	8	8	8	8
Noble / Chandler (12)	7	12	8	12	12	12	12

Timekeeper:

Clerk Of Course:

Weather / Track:

Results: [www.sportstimingservices.com](http://www.sportstimingservices.com)

Printed: 22/07/2012 16:53:17



## Cock O' The North Road Races

Northern Sidecars F2

Olivers Mount 2.430 Miles

Race 17 - 4th Leg

22/07/2012 16:37

Race (6 Laps) started at 16:37:56

Lap	Time of Day	Lap Tm	S1	S2	Lap	Time of Day	Lap Tm	S1	S2
-----	-------------	--------	----	----	-----	-------------	--------	----	----

(3) Bell / Bell

1	16:39:56.451	2:00.046		
2	16:41:53.767	1:57.316		
3	16:43:51.057	<b>1:57.290</b>		
4	16:45:48.400	1:57.343		
5	16:47:46.446	1:58.046		
6	16:49:44.367	1:57.921		

(2) Harrison / Patterson

1	16:39:58.902	2:02.376		
2	16:41:58.651	<b>1:59.749</b>		
3	16:43:59.098	2:00.447		
4	16:45:59.231	2:00.133		
5	16:47:59.142	1:59.911		
6	16:49:59.388	2:00.246		

(14) Leilas / Aylott

1	16:40:00.015	2:02.948		
2	16:42:00.414	2:00.399		
3	16:44:00.018	<b>1:59.604</b>		
4	16:46:00.253	2:00.235		
5	16:47:59.954	1:59.701		
6	16:50:00.204	2:00.250		

(9) Atkinson / Knapton

1	16:40:01.037	2:03.624		
2	16:42:01.290	2:00.253		
3	16:44:01.227	<b>1:59.937</b>		
4	16:46:01.377	2:00.150		
5	16:48:01.528	2:00.151		
6	16:50:01.635	2:00.107		

(4) Thirkell / Barlow

1	16:40:02.998	2:06.002		
2	16:42:04.970	2:01.972		
3	16:44:06.943	2:01.973		
4	16:46:08.769	<b>2:01.826</b>		
5	16:48:11.100	2:02.331		
6	16:50:12.987	2:01.887		

(8) Hirst / Chandler

1	16:40:06.411	2:08.750		
2	16:42:12.997	2:06.586		
3	16:44:19.487	2:06.490		
4	16:46:25.004	2:05.517		
5	16:48:29.490	<b>2:04.486</b>		
6	16:50:36.096	2:06.606		

(12) Noble / Chandler

1	16:40:06.070	2:08.385		
2	16:42:13.891	2:07.821		
3	16:44:20.989	2:07.098		
4	16:46:26.252	<b>2:05.263</b>		
5	16:48:31.916	2:05.664		
6	16:50:38.028	2:06.112		

Timekeeper:

Clerk Of Course:

Weather / Track:

Results: [www.sportstimingservices.com](http://www.sportstimingservices.com)

Printed: 22/07/2012 16:53:58





# Cock O' The North Road Races

Sorted on Laps

Northern Lightweight 250

Olivers Mount 2.430 Miles

Race 6 - 1st Leg

21/07/2012 15:27

Race (8 Laps) started at 15:27:54

Pos	No.	Name	Bike	cc	Laps	Total Tm	Diff	Best Tm	In Lap	Avg. Speed	Best Speed
1	5	Chris Palmer	Mannin Honda	RS 250	8	15:48.805		1:57.165	2	73.760	74.664
2	26	Phil Harvey	Honda	RS 250	8	16:01.220	12.415	1:59.017	4	72.807	73.502
3	32	David Guiney	Honda	RS 250	8	16:42.842	54.037	2:02.206	2	69.786	71.584
4	78	Adrian Skaife	Honda	RS 250	8	17:05.573	1:16.768	2:06.522	8	68.239	69.142
5	23	Sarah Boyes	Honda	RS 125	8	17:31.205	1:42.400	2:08.133	2	66.575	68.273

Not classified

DNF	68	Jason Markham	Yamaha	RD 350	1	2:38.751	DNF	2:37.640	1	55.105	55.494
DNF	74	Dylan Davies	Honda	RS 125		0.575	DNF		0	-	-

**Margin of Victory**

**Avg. Speed**

**Best Lap Tm**

**Best Speed**

**Best Lap by**

12.415

73.760

1:57.165

74.664

5 - Chris Palmer

Timekeeper:

Clerk Of Course:

Weather / Track:

Results: [www.sportstimingservices.com](http://www.sportstimingservices.com)

Printed: 21/07/2012 15:46:21



# Cock O' The North Road Races

## Lapchart


Northern Lightweight 250

Olivers Mount 2.430 Miles

Race 6 - 1st Leg

21/07/2012 15:27

Race (8 Laps) started at 15:27:54



Competitors	Laps									
	0	1	2	3	4	5	6	7	8	
Chris Palmer (5)	1	5	5	5	5	5	5	5	5	5
Phil Harvey (26)	2	26	26	26	26	26	26	26	26	26
Adrian Skaife (78)	3	78	32	32	32	32	32	32	32	32
Dylan Davies (74)	4	74	78	78	78	78	78	78	78	78
Sarah Boyes (23)	5	23	23	23	23	23	23	23	23	23
David Guiney (32)	6	32	68							
Jason Markham (68)	7	68								

Timekeeper:

Clerk Of Course:

Weather / Track:

Results: [www.sportstimingservices.com](http://www.sportstimingservices.com)

Printed: 21/07/2012 15:47:33



## Cock O' The North Road Races

Northern Lightweight 250

Olivers Mount 2.430 Miles

Race 6 - 1st Leg

21/07/2012 15:27

Race (8 Laps) started at 15:27:54

Lap	Time of Day	Lap Tm	S1	S2	Lap	Time of Day	Lap Tm	S1	S2
-----	-------------	--------	----	----	-----	-------------	--------	----	----

(5) Chris Palmer

1	15:29:52.678	1:58.631							
2	15:31:49.843	<b>1:57.165</b>							
3	15:33:47.473	1:57.630							
4	15:35:45.545	1:58.072							
5	15:37:44.553	1:59.008							
6	15:39:43.900	1:59.347							
7	15:41:42.987	1:59.087							
8	15:43:42.852	1:59.865							

(26) Phil Harvey

1	15:29:57.320	2:03.177							
2	15:31:57.008	1:59.688							
3	15:33:57.010	2:00.002							
4	15:35:56.027	<b>1:59.017</b>							
5	15:37:55.493	1:59.466							
6	15:39:55.369	1:59.876							
7	15:41:55.307	1:59.938							
8	15:43:55.267	1:59.960							

(32) David Guiney

1	15:29:59.749	2:04.910							
2	15:32:01.955	<b>2:02.206</b>							
3	15:34:07.431	2:05.476							
4	15:36:13.157	2:05.726							
5	15:38:19.030	2:05.873							
6	15:40:25.214	2:06.184							
7	15:42:31.459	2:06.245							
8	15:44:36.889	2:05.430							

(78) Adrian Skaife

1	15:30:05.073	2:10.736							
2	15:32:11.613	2:06.540							
3	15:34:19.327	2:07.714							
4	15:36:27.078	2:07.751							
5	15:38:36.331	2:09.253							
6	15:40:45.426	2:09.095							
7	15:42:53.098	2:07.672							
8	15:44:59.620	<b>2:06.522</b>							

(23) Sarah Boyes

1	15:30:05.960	2:11.263							
2	15:32:14.093	<b>2:08.133</b>							
3	15:34:24.444	2:10.351							
4	15:36:36.455	2:12.011							
5	15:38:48.983	2:12.528							
6	15:41:01.494	2:12.511							
7	15:43:12.789	2:11.295							
8	15:45:25.252	2:12.463							

(68) Jason Markham

1	15:30:32.798	<b>2:37.640</b>							
---	--------------	-----------------	--	--	--	--	--	--	--

Timekeeper:

Clerk Of Course:

Weather / Track:

Results: [www.sportstimingservices.com](http://www.sportstimingservices.com)

Printed: 21/07/2012 15:48:59



# Cock O' The North Road Races

Sorted on Laps

Northern Lightweight 250

Olivers Mount 2.430 Miles

Race 19 - 2nd Leg

22/07/2012 17:33

Race (6 Laps) started at 17:33:36

Pos	No.	Name	Bike	cc	Laps	Total Tm	Diff	Best Tm	In Lap	Avg. Speed	Best Speed
1	5	Chris Palmer	Mannin Honda	RS 250	6	11:49.437		1:56.348	3	73.985	75.188
2	26	Phil Harvey	Honda	RS 250	6	12:01.114	11.677	1:58.804	2	72.787	73.634
3	32	David Guiney	Honda	RS 250	6	12:30.836	41.399	2:03.254	6	69.906	70.975
4	73	Justin Waring	Honda	RS125	6	12:34.656	45.219	2:02.761	6	69.552	71.260
5	78	Adrian Skaife	Honda	RS 250	6	12:45.342	55.905	2:05.200	6	68.581	69.872
6	23	Sarah Boyes	Honda	RS 125	6	13:08.665	1:19.228	2:09.677	2	66.553	67.460

Not classified

DNF	68	Jason Markham	Yamaha	RD 350			DNF		0	-	-
-----	----	---------------	--------	--------	--	--	-----	--	---	---	---

**Margin of Victory**

**Avg. Speed**

**Best Lap Tm**

**Best Speed**

**Best Lap by**

11.677

73.985

1:56.348

75.188

5 - Chris Palmer

Timekeeper:

Clerk Of Course:

Weather / Track:

Results: [www.sportstimingservices.com](http://www.sportstimingservices.com)

Printed: 22/07/2012 17:47:18



# Cock O' The North Road Races

## Lapchart

Northern Lightweight 250

Olivers Mount 2.430 Miles

Race 19 - 2nd Leg

22/07/2012 17:33

Race (6 Laps) started at 17:33:36

### Competitors

### Laps

	0	1	2	3	4	5	6
1 Phil Harvey (26)	26	5	5	5	5	5	5
2 Chris Palmer (5)	5	26	26	26	26	26	26
3 Adrian Skaife (78)	78	32	32	32	32	32	32
4 David Guiney (32)	32	78	78	73	73	73	73
5 Justin Waring (73)	73	23	73	78	78	78	78
6 Sarah Boyes (23)	23	73	23	23	23	23	23
-	7						

Timekeeper:

Clerk Of Course:

Weather / Track:

Results: [www.sportstimingservices.com](http://www.sportstimingservices.com)

Printed: 22/07/2012 17:48:17



## Cock O' The North Road Races

Northern Lightweight 250

Olivers Mount 2.430 Miles

Race 19 - 2nd Leg

22/07/2012 17:33

Race (6 Laps) started at 17:33:36

Lap	Time of Day	Lap Tm	S1	S2	Lap	Time of Day	Lap Tm	S1	S2
-----	-------------	--------	----	----	-----	-------------	--------	----	----

(5) Chris Palmer

1	17:35:35.371	1:59.247		
2	17:37:32.673	1:57.302		
3	17:39:29.021	<b>1:56.348</b>		
4	17:41:26.688	1:57.667		
5	17:43:26.273	1:59.585		
6	17:45:25.552	1:59.279		

(26) Phil Harvey

1	17:35:38.680	2:02.565		
2	17:37:37.484	<b>1:58.804</b>		
3	17:39:36.492	1:59.008		
4	17:41:35.902	1:59.410		
5	17:43:35.857	1:59.955		
6	17:45:37.229	2:01.372		

(32) David Guiney

1	17:35:42.619	2:05.965		
2	17:37:46.791	2:04.172		
3	17:39:51.430	2:04.639		
4	17:41:57.227	2:05.797		
5	17:44:03.697	2:06.470		
6	17:46:06.951	<b>2:03.254</b>		

(73) Justin Waring

1	17:35:49.766	2:12.827		
2	17:37:55.617	2:05.851		
3	17:40:00.389	2:04.772		
4	17:42:04.377	2:03.988		
5	17:44:08.010	2:03.633		
6	17:46:10.771	<b>2:02.761</b>		

(78) Adrian Skaife

1	17:35:47.740	2:11.520		
2	17:37:55.232	2:07.492		
3	17:40:01.645	2:06.413		
4	17:42:09.075	2:07.430		
5	17:44:16.257	2:07.182		
6	17:46:21.457	<b>2:05.200</b>		

(23) Sarah Boyes

1	17:35:49.297	2:12.095		
2	17:37:58.974	<b>2:09.677</b>		
3	17:40:09.876	2:10.902		
4	17:42:21.498	2:11.622		
5	17:44:33.287	2:11.789		
6	17:46:44.780	2:11.493		

Timekeeper:

Clerk Of Course:

Weather / Track:

Results: [www.sportstimingservices.com](http://www.sportstimingservices.com)

Printed: 22/07/2012 17:48:57



# Cock O' The North Road Races

Sorted on Best Lap time

Saturday Timed Practice

Olivers Mount 2.430 Miles

1000

21/07/2012 10:29

Practice started at 10:29:31

Pos	No.	Name	Bike	cc	Best Tm	In Lap	Diff	Best Speed	Avg. Speed
1	36	Michael Pearson	Kawasaki	ZX10 1000	1:47.269	4		81.552	69.037
2	77	Ryan Farquhar	KMR Kawasaki	ZX10 1000	1:47.789	5	0.520	81.159	82.519
3	30	Dean Harrison	Yamaha	R6 600	1:49.533	6	2.264	79.866	81.946
4	44	Jamie Hamilton	KMR Kawasaki	ZX10R 1000	1:49.942	5	2.673	79.569	81.992
5	10	Mick Goodings	Honda	CBR 1000	1:50.584	4	3.315	79.107	68.089
6	16	Kiaran Hankin	Kawasaki	ZX6R 600	1:50.914	6	3.645	78.872	81.084
7	41	Ben Wylie	BMW	S1000 1000	1:51.414	4	4.145	78.518	67.772
8	19	Dave Hewson	Kawasaki	ZX10 1000	1:51.684	5	4.415	78.328	67.616
9	29	Mark Lister	Kawasaki	ZX10R 1000	1:53.129	2	5.860	77.328	80.034
10	18	Jules Croft	Honda	CBR 1000	1:53.454	4	6.185	77.106	57.939
11	83	Keith Pringle	BMW	RR 1000	1:53.514	4	6.245	77.065	57.894
12	21	Richard Gibson	Yamaha	R1 1000	1:53.626	4	6.357	76.989	61.064
13	56	Brian Greenfield	Honda	CBR 1000	1:54.720	2	7.451	76.255	80.951
14	69	Dave Woolams	Suzuki	GSXR 998	1:54.856	5	7.587	76.165	80.839
15	98	Paul Owen	98 Club Yamaf	R6 600	1:55.918	5	8.649	75.467	79.244
16	45	Dean Hindson	Yamaha	R1 1000	1:56.372	2	9.103	75.173	62.567
17	72	Gaz Evans	BMW	S 1000 RR 1000	1:59.702	4	12.433	73.081	63.575
18	86	Christian Slater			2:00.024	4	12.755	72.885	63.291
19	43	Stephen Degnan	Suzuki	GSXR 100	2:00.110	4	12.841	72.833	63.592
20	88	Nuno Caetano	Kawasaki	ZX10 1000	2:01.918	4	14.649	71.753	58.551
21	61	Adam Sheriff	Yamaha	R1 1000	2:02.340	4	15.071	71.506	59.990
22	14	Stephen Cobbold	Honda	CBR 1000	2:02.535	4	15.266	71.392	62.750
23	91	James Neesom	Suzuki	GSXR 600	2:02.651	4	15.382	71.324	62.638
24	99	Marc Coggon	Suzuki	K2 600	2:04.853	2	17.584	70.066	62.886
25	96	Callum O'shea	Honda	CBR 1000	2:05.817	4	18.548	69.530	59.502
26	48	Steven Hix	Suzuki	GSXR 1000	2:06.749	4	19.480	69.018	56.450
27	84	David Loudon	Aprilia	Mille 1000	2:12.458	4	25.189	66.044	58.251

Timekeeper:

Clerk Of Course:

Weather / Track:

Results: [www.sportstimingservices.com](http://www.sportstimingservices.com)

Printed: 21/07/2012 11:12:59



# Cock O' The North Road Races

Sorted on Best Lap time

Saturday Timed Practice

Olivers Mount 2.430 Miles

125 & 400

21/07/2012 10:49

Practice started at 10:49:55

Pos	No.	Name	Bike	cc	Best Tm	In Lap	Diff	Best Speed	Avg. Speed
1	15	Daniel Frear	Kawasaki	ZXR 400	1:56.316	3		75.209	72.806
2	52	James Cowton	Honda	RVF 400	1:59.067	4	2.751	73.471	71.297
3	5	Chris Palmer	Mannin Honda	RS 125	2:00.497	4	4.181	72.599	70.231
4	73	Justin Waring	Honda	RS125	2:03.340	2	7.024	70.926	52.614
5	98	Paul Owen	Stakstop	WR 450	2:04.477	3	8.161	70.278	69.343
6	39	Chris Smith	Kawasaki	ZXR 400	2:05.523	4	9.207	69.692	67.810
7	42	Bob Farrington	Kawasaki	ZXR 400	2:05.678	4	9.362	69.606	65.479
8	74	Dylan Davies	Honda	RS 125	2:06.024	4	9.708	69.415	67.645
9	22	Tony Flinton	Honda	CBR 399	2:06.562	3	10.246	69.120	67.090
10	104	Daley Mathison	Honda	RS 125	2:06.911	3	10.595	68.930	50.399
11	23	Sarah Boyes	Honda	RS 125	2:10.325	3	14.009	67.124	65.862
12	20	Davide Ansaldi	Kawasaki	ZXR 400	2:14.190	4	17.874	65.191	62.474
13	133	Cathal Whelan			2:17.708	4	21.392	63.526	61.952
14	17	Mark Goodings	Honda	RS 125		0		-	-

Timekeeper:

Clerk Of Course:

Weather / Track:

Results: [www.sportstimingservices.com](http://www.sportstimingservices.com)

Printed: 21/07/2012 11:00:40





# Cock O' The North Road Races

Sorted on Best Lap time

Saturday Timed Practice

Olivers Mount 2.430 Miles

250 & Supertwins

21/07/2012 12:05

Practice started at 12:05:54

Pos	No.	Name	Bike	cc	Best Tm	In Lap	Diff	Best Speed	Avg. Speed
1	77	Ryan Farquhar	KMR Kawasaki	ER650 650	1:53.218	3		77.267	74.952
2	15	Daniel Frear	Kawasaki	ZXR 400	1:54.112	3	0.894	76.662	74.943
3	44	Jamie Hamilton	KMR Kawasaki	ER6 650	1:54.254	3	1.036	76.566	75.042
4	59	Ivan Lintin	Kawasaki	ER6 650	1:54.577	3	1.359	76.350	74.889
5	12	Jamie Coward	Rod Lee Kawa	ER 650	1:57.560	3	4.342	74.413	71.611
6	5	Chris Palmer	Mannin Honda	RS 250	1:57.783	3	4.565	74.272	72.688
7	8	David Bell	Kawasaki	ER6 650	1:58.257	4	5.039	73.974	65.169
8	27	Adam Child	Kawasaki	ER6 650	1:59.508	3	6.290	73.200	70.534
9	26	Phil Harvey	Honda	RS 250	2:00.149	4	6.931	72.810	70.684
10	38	Adrian Harrison	Kawasaki	ER6	2:00.999	3	7.781	72.298	70.424
11	85	Ross Richards	Kawasaki	ER6 650	2:01.455	4	8.237	72.027	68.428
12	47	Daniel Booth	Suzuki	SV 650	2:03.976	3	10.758	70.562	67.983
13	78	Adrian Skaife	Honda	RS 250	2:04.471	4	11.253	70.281	65.633
14	31	Robert Simcock	Kawasaki	ER6 650	2:05.764	4	12.546	69.559	65.231
15	11	Rodger Wibberley	Kawasaki	ER6 650	2:05.952	3	12.734	69.455	68.814
16	46	Ross Connolly	Kawasaki	ER6 650	2:06.691	2	13.473	69.050	65.249
17	51	Rad Hughes	Yamaha	R6 599	2:08.123	3	14.905	68.278	66.281
18	32	David Guiney	Honda	RS 250	2:09.145	2	15.927	67.738	62.411
19	68	Jason Markham	Yamaha	RD 350	2:10.268	2	17.050	67.154	61.927

Timekeeper:

Clerk Of Course:

Weather / Track:

Results: [www.sportstimingservices.com](http://www.sportstimingservices.com)

Printed: 21/07/2012 12:16:00




## Cock O' The North Road Races

Saturday Timed Practice

Olivers Mount 2.430 Miles

600 Timed Qualifying Merge



Pos	No.	Name	Merk-Marque	cc	Overall BestTm	R1. Best Tm	R2. Best Tm
1	77	Ryan Farquhar	KMR Kawasaki	ZX6 600	1:49.039		1:49.039
2	30	Dean Harrison	Yamaha	R6 600	1:49.785	1:49.785	
3	15	Daniel Frear	Yamaha	R6 600	1:50.611		1:50.611
4	36	Michael Pearson	tba	600	1:50.729	1:50.729	
5	59	Ivan Lintin	Kawasaki	ZX6 600	1:51.478		1:51.478
6	52	James Cowton	Honda	CBR 600	1:51.926	1:51.926	
7	41	Ben Wylie	Yamaha	R6 600	1:52.156		1:52.156
8	37	Robert Wilson	Kawasaki	ZXR 600	1:52.742		1:52.742
9	19	Dave Hewson	Yamaha	R6 600	1:53.622		1:53.622
10	10	Mick Goodings	Honda	CBR 600	1:53.938	1:53.938	
11	33	Gary Graves	Yamaha	R6 600	1:55.170		1:55.170
12	69	Dave Woolams	Honda	CBR RR 598	1:55.925		1:55.925
13	85	Ross Richards	Kawasaki	ER6 650	1:57.229		1:57.229
14	12	Jamie Coward	Hotties Suzuki	GSXR 600	1:57.573	1:57.573	
15	60	Callum Laidlaw	Yamaha	R6 600	1:57.757	1:57.757	
16	27	Adam Child	Suzuki	GSXR 600	1:57.782	1:57.782	2:04.956
17	28	Simon Fulton	Yamaha	R6 600	1:58.144	1:58.144	
18	45	Dean Hindson	Yamaha	R6 600	1:58.584		1:58.584
19	11	Rodger Wibberley	Kawasaki	ZX6 600	1:58.716		1:58.716
20	26	Phil Harvey	Yamaha	R6 600	1:59.937	1:59.937	
21	63	Tom Robinson	Honda	CBR RR 600	1:59.953		1:59.953
22	88	Nuno Caetano	Kawasaki	ZX6 600	2:00.719	2:00.719	
23	31	Robert Simcock	Kawasaki	ZX6 600	2:02.196		2:02.196
24	91	James Neesom	Suzuki	GSXR 600	2:02.372		2:02.372
25	51	Rad Hughes	Yamaha	R6 599	2:03.235	2:03.235	
26	86	Christian Slater			2:03.554	2:03.554	
27	14	Stephen Cobbold	Honda	CBR 600	2:03.786	2:03.786	
28	61	Adam Sheriff	Yamaha	R6 600	2:03.797		2:03.797
29	24	Marcel Zuurbier	Yamaha	R6 600	2:03.836	2:03.836	
30	43	Stephen Degnan	some	bike 600	2:04.170		2:04.170
31	25	Carl Roberts	Suzuki	K10 600	2:04.832		2:04.832
32	81	Oliver Dupuy	Yamaha	R6 600	2:06.421		2:06.421
33	96	Callum O'shea	Honda	CBR 600	2:06.938	2:06.938	
34	34	Kevin Van der Gulik	Suzuki	GSXR 600	2:08.966	2:08.966	

Timekeeper:

Clerk Of Course:

Weather / Track:

Results: [www.sportstimingservices.com](http://www.sportstimingservices.com)

Printed: 21/07/2012 11:54:51



# Cock O' The North Road Races

Sorted on Best Lap time

Saturday Timed Practice

Olivers Mount 2.430 Miles

600 Evens

21/07/2012 11:00

Practice started at 11:30:08

Pos	No.	Name	Bike	cc	Best Tm	In Lap	Diff	Best Speed	Avg. Speed
1	30	Dean Harrison	Yamaha	R6 600	1:49.785	4		79.683	77.459
2	36	Michael Pearson	tba	600	1:50.729	2	0.944	79.004	77.678
3	52	James Cowton	Honda	CBR 600	1:51.926	4	2.141	78.159	76.355
4	10	Mick Goodings	Honda	CBR 600	1:53.938	4	4.153	76.779	74.076
5	12	Jamie Coward	Hotties Suzuki	GSXR 600	1:57.573	1	7.788	74.405	73.805
6	60	Callum Laidlaw	Yamaha	R6 600	1:57.757	4	7.972	74.289	72.279
7	27	Adam Child	Suzuki	GSXR 600	1:57.782	3	7.997	74.273	68.599
8	28	Simon Fulton	Yamaha	R6 600	1:58.144	4	8.359	74.045	72.136
9	26	Phil Harvey	Yamaha	R6 600	1:59.937	4	10.152	72.938	70.793
10	88	Nuno Caetano	Kawasaki	ZX6 600	2:00.719	3	10.934	72.466	67.574
11	51	Rad Hughes	Yamaha	R6 599	2:03.235	4	13.450	70.986	66.160
12	86	Christian Slater			2:03.554	2	13.769	70.803	67.788
13	14	Stephen Cobbold	Honda	CBR 600	2:03.786	3	14.001	70.670	68.547
14	24	Marcel Zuurbier	Yamaha	R6 600	2:03.836	4	14.051	70.642	68.630
15	96	Callum O'shea	Honda	CBR 600	2:06.938	4	17.153	68.916	65.473
16	34	Kevin Van der Gulik	Suzuki	GSXR 600	2:08.966	4	19.181	67.832	64.963

Timekeeper:

Clerk Of Course:

Weather / Track:

Results: [www.sportstimingservices.com](http://www.sportstimingservices.com)

Printed: 21/07/2012 11:39:29



# Cock O' The North Road Races

Sorted on Best Lap time

Saturday Timed Practice

Olivers Mount 2.430 Miles

600 Odds

21/07/2012 11:41

Practice started at 11:41:55

Pos	No.	Name	Bike	cc	Best Tm	In Lap	Diff	Best Speed	Avg. Speed
1	77	Ryan Farquhar	KMR Kawasaki	ZX6 600	1:49.039	4		80.228	77.375
2	15	Daniel Frear	Yamaha	R6 600	1:50.611	3	1.572	79.088	77.119
3	59	Ivan Lintin	Kawasaki	ZX6 600	1:51.478	3	2.439	78.473	75.711
4	41	Ben Wylie	Yamaha	R6 600	1:52.156	4	3.117	77.999	75.564
5	37	Robert Wilson	Kawasaki	ZXR 600	1:52.742	4	3.703	77.593	75.777
6	19	Dave Hewson	Yamaha	R6 600	1:53.622	4	4.583	76.992	74.899
7	33	Gary Graves	Yamaha	R6 600	1:55.170	4	6.131	75.957	74.270
8	69	Dave Woolams	Honda	CBR RR 598	1:55.925	2	6.886	75.463	73.076
9	85	Ross Richards	Kawasaki	ER6 650	1:57.229	3	8.190	74.623	72.324
10	45	Dean Hindson	Yamaha	R6 600	1:58.584	4	9.545	73.770	69.643
11	11	Rodger Wibberley	Kawasaki	ZX6 600	1:58.716	4	9.677	73.688	72.343
12	63	Tom Robinson	Honda	CBR RR 600	1:59.953	4	10.914	72.929	71.100
13	31	Robert Simcock	Kawasaki	ZX6 600	2:02.196	3	13.157	71.590	69.689
14	91	James Neesom	Suzuki	GSXR 600	2:02.372	2	13.333	71.487	69.816
15	61	Adam Sheriff	Yamaha	R6 600	2:03.797	4	14.758	70.664	68.228
16	43	Stephen Degnan	some	bike 600	2:04.170	4	15.131	70.452	68.295
17	25	Carl Roberts	Suzuki	K10 600	2:04.832	4	15.793	70.078	68.343
18	27	Adam Child	Suzuki	GSXR 600	2:04.956	2	15.917	70.009	51.572
19	81	Oliver Dupuy	Yamaha	R6 600	2:06.421	4	17.382	69.197	66.448

## Announcements

\*\* No Transponder - No 27 - Fit before next session to be included in result\*\*

Timekeeper:

Clerk Of Course:

Weather / Track:

Results: [www.sportstimingservices.com](http://www.sportstimingservices.com)

Printed: 21/07/2012 11:52:05



## Cock O' The North Road Races

Sorted on Best Lap time

Saturday Timed Practice

Olivers Mount 2.430 Miles

F2 Sidecars

21/07/2012 11:52

Practice started at 11:54:28

Pos	No.	Name	Bike	cc	Best Tm	In Lap	Diff	Best Speed	Avg. Speed
1	3	Bell / Bell	LCR	Yamaha 600	1:57.763	2		74.285	73.164
2	69	Lambert / Crowe	GLR	Suzuki 600	1:59.447	3	1.684	73.238	72.076
3	2	Harrison / Patterson	Shelbourne	Honda 600	2:00.452	3	2.689	72.626	71.551
4	4	Thirkell / Barlow	Mr Equipe	Honda 600	2:01.265	3	3.502	72.140	70.591
5	14	Lelias / Aylott	LCR	Suzuki 600	2:01.592	4	3.829	71.946	70.356
6	9	Atkinson / Knapton	LCR	Suzuki 600	2:03.792	4	6.029	70.667	68.279
7	8	Hirst / Chandler	LPC/ Shelbour	Honda 600	2:03.879	3	6.116	70.617	69.276
8	12	Noble / Chandler	Mr Equipe	Suzuki 600	2:07.003	4	9.240	68.880	63.445
9	51	Saunders / Bradbury	Castletown	Suzuki 600	2:12.740	2	14.977	65.903	61.445

Timekeeper:

Clerk Of Course:

Weather / Track:

Results: [www.sportstimingservices.com](http://www.sportstimingservices.com)

Printed: 21/07/2012 12:05:33



## Cock O' The North Road Races

Sorted on Best Lap time

Sunday Timed Practice

Olivers Mount 2.430 Miles

125 & 400

22/07/2012 11:15

Practice started at 11:14:24

Pos	No.	Name	Bike	cc	Best Tm	In Lap	Diff	Best Speed	Avg. Speed
1	73	Justin Waring	Honda	RS125	2:03.676	3		70.733	46.097
2	104	Daley Mathison	Honda	RS 125	2:05.416	3	1.740	69.752	45.484
3	98	Paul Owen	mugs4U.com I	RS 250	2:05.599	3	1.923	69.650	58.075
4	74	Dylan Davies	Honda	RS 125	2:05.608	3	1.932	69.645	45.529
5	22	Tony Flinton	Honda	CBR 399	2:06.114	4	2.438	69.366	59.198
6	23	Sarah Boyes	Honda	RS 125	2:09.812	2	6.136	67.390	43.980
7	42	Bob Farrington	Kawasaki	ZXR 400	2:10.196	3	6.520	67.191	57.090
8	20	Davide Ansaldi	Kawasaki	ZXR 400	2:11.434	3	7.758	66.558	56.736
9	133	Cathal Whelan	Honda	RVF400	2:16.192	3	12.516	64.233	55.229

Timekeeper:

Clerk Of Course:

Weather / Track:

Results: [www.sportstimingservices.com](http://www.sportstimingservices.com)

Printed: 22/07/2012 11:25:58



## Cock O' The North Road Races

Sorted on Best Lap time

Sunday Timed Practice

Olivers Mount 2.430 Miles

250 & Supertwins

22/07/2012 11:49

Practice started at 11:49:04

Pos	No.	Name	Bike	cc	Best Tm	In Lap	Diff	Best Speed	Avg. Speed
1	15	Daniel Frear	Kawasaki	ER 650	1:56.175	2		75.300	71.427
2	36	Michael Pearson	Honda	CBR 600	1:56.908	2	0.733	74.828	71.102
3	85	Ross Richards	Kawasaki	ER6 650	1:58.780	3	2.605	73.649	71.049
4	38	Adrian Harrison	Kawasaki	ER6	2:00.091	4	3.916	72.845	70.440
5	47	Daniel Booth	Suzuki	SV 650	2:00.915	4	4.740	72.348	68.528
6	78	Adrian Skaife	Honda	RS 250	2:05.837	3	9.662	69.519	66.764
7	11	Rodger Wibberley	Kawasaki	ER6 650	2:06.037	4	9.862	69.408	66.899
8	46	Ross Connolly	Kawasaki	ER6 650	2:07.813	1	11.638	68.444	63.946
9	68	Jason Markham	Yamaha	RD 350	2:07.889	2	11.714	68.403	65.333

Timekeeper:

Clerk Of Course:

Weather / Track:

Results: [www.sportstimingservices.com](http://www.sportstimingservices.com)

Printed: 22/07/2012 12:00:05



# Cock O' The North Road Races

Sorted on Best Lap time

Sunday Timed Practice

Olivers Mount 2.430 Miles

600 & 1000 Evens

22/07/2012 10:45

Practice started at 10:47:03

Pos	No.	Name	Bike	cc	Best Tm	In Lap	Diff	Best Speed	Avg. Speed
1	30	Dean Harrison	Yamaha	R6 600	1:48.804	3		80.401	57.872
2	44	Jamie Hamilton	KMR Kawasaki	ZX10R 1000	1:49.059	3	0.255	80.213	77.896
3	52	James Cowton	Honda	CBR 600	1:50.404	4	1.600	79.236	76.679
4	16	Kiaran Hankin	Kawasaki	ZX6R 600	1:53.819	3	5.015	76.859	54.119
5	98	Paul Owen	98 Club Yamal	R6 600	1:55.939	3	7.135	75.453	71.574
6	72	Gaz Evans	BMW	S 1000 RR	1:56.011	3	7.207	75.407	53.583
7	60	Callum Laidlaw	Yamaha	R6 600	1:56.521	3	7.717	75.077	71.441
8	69	Dave Woolams	Honda	CBR600	1:56.997	4	8.193	74.771	70.923
9	24	Marcel Zuurbier	Yamaha	R6 600	1:58.700	3	9.896	73.698	69.082
10	88	Nuno Caetano	Kawasaki	ZX10 1000	1:58.701	3	9.897	73.698	69.795
11	26	Phil Harvey	Yamaha	R6 600	1:59.200	4	10.396	73.389	67.219
12	86	Christian Slater			1:59.527	3	10.723	73.188	68.803
13	48	Steven Hix	Suzuki	GSXR 1000	1:59.921	3	11.117	72.948	52.856
14	14	Stephen Cobbold	Honda	CBR 600	2:00.991	3	12.187	72.303	69.859
15	34	Kevin Van der Gulik	Suzuki	GSXR 600	2:02.638	4	13.834	71.332	66.634
16	84	David Loudon	Aprilia	Mille 1000	2:04.615	3	15.811	70.200	65.109
17	96	Callum O'shea	Honda	CBR 600	2:06.073	4	17.269	69.388	65.284

Timekeeper:

Clerk Of Course:

Weather / Track:

Results: [www.sportstimingservices.com](http://www.sportstimingservices.com)

Printed: 22/07/2012 11:31:58





## Cock O' The North Road Races

Sorted on Best Lap time

Sunday Timed Practice

Olivers Mount 2.430 Miles

600 & 1000 Odds

22/07/2012 11:00

Practice started at 10:58:43

Pos	No.	Name	Bike	cc	Best Tm	In Lap	Diff	Best Speed	Avg. Speed
1	77	Ryan Farquhar	KMR Kawasaki	ZX10 1000	1:48.468	3		80.651	55.827
2	30	Dean Harrison	Yamaha	R6	1:48.671	4	0.203	80.500	59.684
3	41	Ben Wylie	BMW	S1000 1000	1:50.210	4	1.742	79.376	59.329
4	10	Mick Goodings	Honda	CBR1000	1:50.318	3	1.850	79.298	59.498
5	29	Mark Lister	Kawasaki	ZX10R 1000	1:51.202	3	2.734	78.668	58.800
6	19	Dave Hewson	Kawasaki	ZX10 1000	1:51.594	4	3.126	78.391	59.118
7	37	Robert Wilson	Kawasaki	ZXR 600	1:52.915	3	4.447	77.474	58.321
8	69	Dave Woolams	Suzuki	GSXR 998	1:54.252	4	5.784	76.568	56.223
9	45	Dean Hindson	Yamaha	R6 600	1:54.950	4	6.482	76.103	57.535
10	15	Daniel Frear	Yamaha	R6 600	1:55.214	2	6.746	75.928	46.853
11	21	Richard Gibson	Yamaha	R1 1000	1:55.767	4	7.299	75.566	55.387
12	33	Gary Graves	Yamaha	R6 600	1:57.003	2	8.535	74.767	55.533
13	61	Adam Sheriff	Yamaha	R6 600	1:57.677	2	9.209	74.339	54.709
14	85	Ross Richards	Kawasaki	ER6 650	1:57.761	3	9.293	74.286	55.434
15	11	Rodger Wibberley	Kawasaki	ZX6 600	1:58.679	4	10.211	73.711	55.718
16	43	Stephen Degnan	some	bike 600	1:59.312	3	10.844	73.320	56.391
17	91	James Neesom	Suzuki	GSXR 600	1:59.907	4	11.439	72.957	55.498
18	63	Tom Robinson	Honda	CBR RR 600	2:00.278	3	11.810	72.732	55.447
19	81	Oliver Dupuy	Yamaha	R6 600	2:00.802	4	12.334	72.416	52.873
20	51	Rad Hughes	Yamaha	R6 599	2:01.546	4	13.078	71.973	53.564
21	96	Callum O'shea	Honda	CBR 1000	2:02.451	2	13.983	71.441	53.258
22	31	Robert Simcock	Kawasaki	ER6 650	2:05.037	2	16.569	69.963	49.035
23	99	Marc Coggon	Suzuki	K2 600	2:05.867	2	17.399	69.502	54.257

Timekeeper:

Clerk Of Course:

Weather / Track:

Results: [www.sportstimingservices.com](http://www.sportstimingservices.com)

Printed: 22/07/2012 11:13:34



# Cock O' The North Road Races

Sorted on Best Lap time

Sunday Timed Practice

Olivers Mount 2.430 Miles

Cock o' the North

22/07/2012 12:02

Practice started at 12:02:06

Pos	No.	Name	Bike	cc	Best Tm	In Lap	Diff	Best Speed	Avg. Speed
1	36	Michael Pearson	Kawasaki	ZX10R	1:46.201	3		82.372	79.084
2	30	Dean Harrison	Yamaha	R6	1:47.424	3	1.223	81.434	79.202
3	44	Jamie Hamilton	KMR Kawasaki	ZX10R	1:47.436	3	1.235	81.425	78.424
4	77	Ryan Farquhar	KMR Kawasaki	ZX10R	1:47.579	4	1.378	81.317	79.130
5	41	Ben Wylie	BMW	S1000	1:47.917	3	1.716	81.062	78.895
6	10	Mick Goodings	Honda	CBR1000	1:49.708	2	3.507	79.739	77.998
7	19	Dave Hewson	Kawasaki	ZX10R	1:50.812	4	4.611	78.945	77.181
8	52	James Cowton	Honda	CBR 600	1:51.010	2	4.809	78.804	73.090
9	59	Ivan Lintin	Kawasaki	ZX6 600	1:52.181	3	5.980	77.981	72.238
10	16	Kieran Hankin	Kawasaki	ZX6R	1:52.369	3	6.168	77.851	73.299
11	29	Mark Lister	Kawasaki	ZX10R	1:52.410	2	6.209	77.822	67.514
12	69	Dave Woolams	Suzuki	GSXR1000	1:52.705	4	6.504	77.619	75.049
13	21	Richard Gibson	Yamaha	R1	1:53.569	3	7.368	77.028	64.600
14	98	Paul Owen	98 Club Yamaha	R6	1:53.706	3	7.505	76.935	73.105
15	60	Callum Laidlaw	Yamaha	R6	1:54.649	2	8.448	76.302	71.362
16	72	Gaz Evans	BMW	S 1000 RR 1000	1:55.186	4	8.985	75.947	74.586
17	33	Gary Graves	Yamaha	R6	1:55.465	3	9.264	75.763	74.447
18	48	Steven Hix	Suzuki	GSXR 1000	1:56.718	4	10.517	74.950	73.358
19	27	Adam Child	Suzuki	GSXR 600	1:56.903	4	10.702	74.831	73.174
20	88	Nuno Caetano	Kawasaki	ZX10 1000	1:56.908	2	10.707	74.828	66.073
21	86	Christian Slater	Suzuki	GSXR1000	1:57.319	4	11.118	74.566	66.554
22	26	Phil Harvey	Yamaha	R6	1:57.517	4	11.316	74.440	69.437
23	45	Dean Hindson	Yamaha	R1	1:57.537	2	11.336	74.428	68.337
24	61	Adam Sheriff	Yamaha	R1 1000	1:58.321	4	12.120	73.934	72.255
25	63	Tom Robinson	Honda	CBR 600	1:58.725	3	12.524	73.683	71.539
26	24	Marcel Zuurbier	Yamaha	R6 600	1:58.810	3	12.609	73.630	68.940
27	25	Carl Roberts	Suzuki	K10 600	1:59.194	4	12.993	73.393	68.346
28	81	Oliver Dupuy	Yamaha	R6 600	1:59.234	4	13.033	73.368	68.744
29	14	Stephen Cobbold	Honda	CBR 1000	1:59.392	3	13.191	73.271	69.062
30	43	Stephen Degnan	Suzuki	GSXR 100	1:59.492	4	13.291	73.210	71.629
31	91	James Neesom	Suzuki	GSXR 600	1:59.517	3	13.316	73.195	69.165
32	34	Kevin Van der Gulik	Suzuki	GSXR 600	2:00.641	3	14.440	72.513	68.002
33	96	Callum O'shea	Honda	CBR 1000	2:00.731	4	14.530	72.459	67.368
34	84	David Loudon	Aprilia	Mille 1000	2:04.680	4	18.479	70.164	64.996
35	39	Chris Smith	Kawasaki	ZXR 400	2:07.039	3	20.838	68.861	64.832

Timekeeper:

Clerk Of Course:

Weather / Track:

Results: [www.sportstimingservices.com](http://www.sportstimingservices.com)

Printed: 22/07/2012 12:12:56



# Cock O' The North Road Races

Sorted on Laps

Supertwins / Minitwins

Olivers Mount 2.430 Miles

Race 5 - 1st Leg

21/07/2012 14:53

Race (8 Laps) started at 14:53:58

Pos	No.	Name	Bike	cc	Laps	Total Tm	Diff	Best Tm	In Lap	Avg. Speed	Best Speed
1	77	Ryan Farquhar	KMR Kawasaki	ER6	8	15:06.268		1:51.778	4	77.222	78.262
2	44	Jamie Hamilton	KMR Kawasaki	ER6 650	8	15:12.792	6.524	1:52.196	4	76.670	77.971
3	59	Ivan Lintin	Kawasaki	ER6 650	8	15:16.664	10.396	1:53.485	3	76.346	77.085
4	8	David Bell	Kawasaki	ER6 650	8	15:36.859	30.591	1:55.984	8	74.701	75.424
5	12	Jamie Coward	Rod Lee Kawa	ER 650	8	15:40.407	34.139	1:55.748	5	74.419	75.578
6	85	Ross Richards	Kawasaki	ER6 650	8	16:03.127	56.859	1:58.380	8	72.663	73.898
7	38	Adrian Harrison	Kawasaki	ER6	8	16:12.452	1:06.184	2:00.673	6	71.967	72.493
8	27	Adam Child	Kawasaki	ER6 650	8	16:12.670	1:06.402	1:59.238	6	71.950	73.366
9	47	Daniel Booth	Suzuki	SV 650	8	16:43.967	1:37.699	2:01.236	3	69.707	72.157
10	31	Robert Simcock	Kawasaki	ER6 650	8	16:48.407	1:42.139	2:04.854	6	69.401	70.066
11	51	Rad Hughes	Kawasaki	ER6 650	8	16:55.734	1:49.466	2:05.723	7	68.900	69.582
12	11	Rodger Wibberley	Kawasaki	ER6 650	8	16:56.312	1:50.044	2:05.686	4	68.861	69.602

Not classified

DNF	46	Ross Connolly	Kawasaki	ER6 650	3	6:23.976	DNF	2:06.144	3	68.348	69.349
DNF	15	Daniel Frear	Kawasaki	ER 650	1	2:17.606	DNF	2:17.606	1	63.573	63.573

Margin of Victory	Avg. Speed	Best Lap Tm	Best Speed	Best Lap by
6.524	77.222	1:51.778	78.262	77 - Ryan Farquhar

Timekeeper:

Clerk Of Course:

Weather / Track:

Results: [www.sportstiming.com](http://www.sportstiming.com)

Printed: 21/07/2012 15:13:40



# Cock O' The North Road Races

## Lapchart


Supertwins / Minitwins

Olivers Mount 2.430 Miles

Race 5 - 1st Leg

21/07/2012 14:53

Race (8 Laps) started at 14:53:58



Competitors	Laps									
	0	1	2	3	4	5	6	7	8	
Daniel Frear (15)	1	15	44	77	77	77	77	77	77	77
Ryan Farquhar (77)	2	77	77	44	44	44	44	44	44	44
Jamie Hamilton (44)	3	44	59	59	59	59	59	59	59	59
Ivan Lintin (59)	4	59	8	8	8	8	8	8	8	8
David Bell (8)	5	8	38	12	12	12	12	12	12	12
Jamie Coward (12)	6	12	12	38	38	38	85	85	85	85
Adam Child (27)	7	27	47	47	47	85	38	38	38	38
Adrian Harrison (38)	8	38	85	85	85	27	27	27	27	27
Ross Richards (85)	9	85	27	27	27	47	47	47	47	47
Daniel Booth (47)	10	47	51	31	31	31	31	31	31	31
Robert Simcock (31)	11	31	31	51	51	51	51	51	51	51
Rodger Wibberley (11)	12	11	46	46	46	11	11	11	11	11
Rad Hughes (51)	13	51	11	11						
Ross Connolly (46)	14	46	15							

Timekeeper:

Clerk Of Course:

Weather / Track:

Results: [www.sportstimingservices.com](http://www.sportstimingservices.com)

Printed: 21/07/2012 15:15:10



# Cock O' The North Road Races

Supertwins / Minitwins

Olivers Mount 2.430 Miles

Race 5 - 1st Leg

21/07/2012 14:53

Race (8 Laps) started at 14:53:58

Lap	Time of Day	Lap Tm	S1	S2
<b>(77) Ryan Farquhar</b>				
1	14:55:54.715	1:56.627		
2	14:57:47.674	1:52.959		
3	14:59:39.836	1:52.162		
4	15:01:31.614	<b>1:51.778</b>		
5	15:03:23.751	1:52.137		
6	15:05:16.063	1:52.312		
7	15:07:09.128	1:53.065		
8	15:09:04.337	1:55.209		
<b>(44) Jamie Hamilton</b>				
1	14:55:54.334	1:56.231		
2	14:57:47.984	1:53.650		
3	14:59:40.554	1:52.570		
4	15:01:32.750	<b>1:52.196</b>		
5	15:03:25.882	1:53.132		
6	15:05:19.866	1:53.984		
7	15:07:14.331	1:54.465		
8	15:09:10.861	1:56.530		
<b>(59) Ivan Lintin</b>				
1	14:55:55.546	1:57.360		
2	14:57:49.576	1:54.030		
3	14:59:43.061	<b>1:53.485</b>		
4	15:01:36.931	1:53.870		
5	15:03:31.366	1:54.435		
6	15:05:25.813	1:54.447		
7	15:07:20.090	1:54.277		
8	15:09:14.733	1:54.643		
<b>(8) David Bell</b>				
1	14:55:58.692	2:00.210		
2	14:57:55.816	1:57.124		
3	14:59:52.991	1:57.175		
4	15:01:49.947	1:56.956		
5	15:03:46.539	1:56.592		
6	15:05:42.907	1:56.368		
7	15:07:38.944	1:56.037		
8	15:09:34.928	<b>1:55.984</b>		
<b>(12) Jamie Coward</b>				
1	14:56:02.469	2:03.892		
2	14:58:00.269	1:57.800		
3	14:59:56.568	1:56.299		
4	15:01:52.399	1:55.831		
5	15:03:48.147	<b>1:55.748</b>		
6	15:05:44.573	1:56.426		
7	15:07:40.562	1:55.989		
8	15:09:38.476	1:57.914		
<b>(85) Ross Richards</b>				
1	14:56:04.731	2:05.893		
2	14:58:06.117	2:01.386		
3	15:00:07.062	2:00.945		
4	15:02:05.706	1:58.644		
5	15:04:04.573	1:58.867		
6	15:06:03.956	1:59.383		
7	15:08:02.816	1:58.860		
8	15:10:01.196	<b>1:58.380</b>		
<b>(38) Adrian Harrison</b>				
1	14:56:02.185	2:03.361		
2	14:58:03.098	2:00.913		
3	15:00:04.248	2:01.150		
4	15:02:05.016	2:00.768		

Lap	Time of Day	Lap Tm	S1	S2
5	15:04:05.697	2:00.681		
6	15:06:06.370	<b>2:00.673</b>		
7	15:08:07.677	2:01.307		
8	15:10:10.521	2:02.844		
<b>(27) Adam Child</b>				
1	14:56:05.443	2:06.715		
2	14:58:06.534	2:01.091		
3	15:00:07.633	2:01.099		
4	15:02:09.417	2:01.784		
5	15:04:08.719	1:59.302		
6	15:06:07.957	<b>1:59.238</b>		
7	15:08:07.873	1:59.916		
8	15:10:10.739	2:02.866		
<b>(47) Daniel Booth</b>				
1	14:56:04.019	2:04.994		
2	14:58:05.643	2:01.624		
3	15:00:06.879	<b>2:01.236</b>		
4	15:02:09.909	2:03.030		
5	15:04:18.760	2:08.851		
6	15:06:28.204	2:09.444		
7	15:08:35.878	2:07.674		
8	15:10:42.036	2:06.158		
<b>(31) Robert Simcock</b>				
1	14:56:08.574	2:09.470		
2	14:58:14.385	2:05.811		
3	15:00:19.457	2:05.072		
4	15:02:24.453	2:04.996		
5	15:04:29.802	2:05.349		
6	15:06:34.656	<b>2:04.854</b>		
7	15:08:39.924	2:05.268		
8	15:10:46.476	2:06.552		
<b>(51) Rad Hughes</b>				
1	14:56:08.268	2:08.872		
2	14:58:15.388	2:07.120		
3	15:00:21.791	2:06.403		
4	15:02:28.195	2:06.404		
5	15:04:34.721	2:06.526		
6	15:06:40.691	2:05.970		
7	15:08:46.414	<b>2:05.723</b>		
8	15:10:53.803	2:07.389		
<b>(11) Rodger Wibberley</b>				
1	14:56:10.976	2:11.748		
2	14:58:17.125	2:06.149		
3	15:00:22.990	2:05.865		
4	15:02:28.676	<b>2:05.686</b>		
5	15:04:35.152	2:06.476		
6	15:06:41.105	2:05.953		
7	15:08:47.267	2:06.162		
8	15:10:54.381	2:07.114		
<b>(46) Ross Connolly</b>				
1	14:56:09.580	2:10.183		
2	14:58:15.901	2:06.321		
3	15:00:22.045	<b>2:06.144</b>		
<b>(15) Daniel Frear</b>				
1	14:56:15.675	<b>2:17.606</b>		

Timekeeper:

Clerk Of Course:

Weather / Track:

Results: [www.sportstimingservices.com](http://www.sportstimingservices.com)

Printed: 21/07/2012 15:15:53



# Cock O' The North Road Races

Sorted on Laps

Supertwins / Minitwins

Olivers Mount 2.430 Miles

Race 16 - 2nd Leg

22/07/2012 15:26

Race (6 Laps) started at 15:26:57

Pos	No.	Name	Bike	cc	Laps	Total Tm	Diff	Best Tm	In Lap	Avg. Speed	Best Speed
1	77	Ryan Farquhar	KMR Kawasaki	ER6	6	11:22.555		1:52.513	3	76.899	77.751
2	15	Daniel Frear	Kawasaki	ER6	6	11:25.683	3.128	1:53.153	2	76.548	77.311
3	36	Michael Pearson	Kawasaki	ER6	6	11:39.303	16.748	1:55.696	5	75.058	75.612
4	38	Adrian Harrison	Kawasaki	ER6	6	12:01.230	38.675	1:59.146	3	72.776	73.423
5	47	Daniel Booth	Suzuki	SV 650	6	12:01.673	39.118	1:59.519	5	72.731	73.193
6	85	Ross Richards	Kawasaki	ER6	6	12:01.751	39.196	1:59.231	6	72.723	73.370
7	27	Adam Child	Kawasaki	ER6	6	12:03.579	41.024	1:59.431	5	72.539	73.247
8	46	Ross Connolly	Kawasaki	ER6	6	12:23.079	1:00.524	2:01.928	2	70.636	71.747
9	51	Rad Hughes	Kawasaki	ER6	6	12:41.249	1:18.694	2:06.092	6	68.950	69.378

Not classified

DNF	59	Ivan Lintin	Kawasaki	ER6	4	7:47.837	DNF	1:55.811	2	74.795	75.537
-----	----	-------------	----------	-----	---	----------	-----	----------	---	--------	--------

Margin of Victory	Avg. Speed	Best Lap Tm	Best Speed	Best Lap by
3.128	76.899	1:52.513	77.751	77 - Ryan Farquhar

Timekeeper:

Clerk Of Course:

Weather / Track:

Results: [www.sportstiming.com](http://www.sportstiming.com)

Printed: 22/07/2012 15:40:37



# Cock O' The North Road Races

## Lapchart


Supertwins / Minitwins

Olivers Mount 2.430 Miles

Race 16 - 2nd Leg

22/07/2012 15:26

Race (6 Laps) started at 15:26:57



Competitors	Laps						
	0	1	2	3	4	5	6
Ryan Farquhar (77)	1	77	77	77	77	77	77
Ivan Lintin (59)	2	59	15	15	15	15	15
Daniel Frear (15)	3	15	36	36	36	36	36
Adam Child (27)	4	27	59	59	59	47	38
Michael Pearson (36)	5	36	47	47	47	38	47
Daniel Booth (47)	6	47	27	27	38	38	85
Adrian Harrison (38)	7	38	38	38	85	85	27
Ross Richards (85)	8	85	85	85	27	27	46
Rad Hughes (51)	9	51	46	46	46	46	51
Ross Connolly (46)	10	46	51	51	51	51	51

Timekeeper:

Clerk Of Course:

Weather / Track:

Results: [www.sportstimingservices.com](http://www.sportstimingservices.com)

Printed: 22/07/2012 15:42:20



# Cock O' The North Road Races

Supertwins / Minitwins

Olivers Mount 2.430 Miles

Race 16 - 2nd Leg

22/07/2012 15:26

Race (6 Laps) started at 15:26:57

Lap	Time of Day	Lap Tm	S1	S2
<b>(77) Ryan Farquhar</b>				
1	15:28:53.578	1:55.907		
2	15:30:46.384	1:52.806		
3	15:32:38.897	<b>1:52.513</b>		
4	15:34:31.891	1:52.994		
5	15:36:25.818	1:53.927		
6	15:38:20.226	1:54.408		

Lap	Time of Day	Lap Tm	S1	S2
<b>(59) Ivan Lintin</b>				
1	15:28:56.672	1:58.960		
2	15:30:52.483	<b>1:55.811</b>		
3	15:32:49.535	1:57.052		
4	15:34:45.508	1:55.973		

Lap	Time of Day	Lap Tm	S1	S2
<b>(15) Daniel Frear</b>				
1	15:28:53.775	1:55.968		
2	15:30:46.928	<b>1:53.153</b>		
3	15:32:40.354	1:53.426		
4	15:34:34.749	1:54.395		
5	15:36:29.151	1:54.402		
6	15:38:23.354	1:54.203		

Lap	Time of Day	Lap Tm	S1	S2
<b>(36) Michael Pearson</b>				
1	15:28:56.241	1:58.052		
2	15:30:52.272	1:56.031		
3	15:32:49.175	1:56.903		
4	15:34:44.872	1:55.697		
5	15:36:40.568	<b>1:55.696</b>		
6	15:38:36.974	1:56.406		

Lap	Time of Day	Lap Tm	S1	S2
<b>(38) Adrian Harrison</b>				
1	15:29:01.448	2:02.830		
2	15:31:01.034	1:59.586		
3	15:33:00.180	<b>1:59.146</b>		
4	15:34:59.865	1:59.685		
5	15:36:59.538	1:59.673		
6	15:38:58.901	1:59.363		

Lap	Time of Day	Lap Tm	S1	S2
<b>(47) Daniel Booth</b>				
1	15:29:00.341	2:01.785		
2	15:30:59.965	1:59.624		
3	15:32:59.751	1:59.786		
4	15:34:59.567	1:59.816		
5	15:36:59.086	<b>1:59.519</b>		
6	15:38:59.344	2:00.258		

Lap	Time of Day	Lap Tm	S1	S2
<b>(85) Ross Richards</b>				
1	15:29:01.719	2:03.008		
2	15:31:01.295	1:59.576		
3	15:33:00.680	1:59.385		
4	15:35:00.065	1:59.385		
5	15:37:00.191	2:00.126		
6	15:38:59.422	<b>1:59.231</b>		

Lap	Time of Day	Lap Tm	S1	S2
<b>(27) Adam Child</b>				
1	15:29:01.079	2:03.060		
2	15:31:00.594	1:59.515		
3	15:33:01.943	2:01.349		
4	15:35:01.567	1:59.624		
5	15:37:00.998	<b>1:59.431</b>		
6	15:39:01.250	2:00.252		

Lap	Time of Day	Lap Tm	S1	S2
<b>(46) Ross Connolly</b>				
1	15:29:03.179	2:04.281		
2	15:31:05.107	<b>2:01.928</b>		
3	15:33:07.072	2:01.965		
4	15:35:11.244	2:04.172		
5	15:37:15.614	2:04.370		
6	15:39:20.750	2:05.136		

Lap	Time of Day	Lap Tm	S1	S2
<b>(51) Rad Hughes</b>				

Timekeeper:  
 Clerk Of Course:  
 Weather / Track:  
 Results: [www.sportstimingservices.com](http://www.sportstimingservices.com)  
 Printed: 22/07/2012 15:43:04





# Cock O' The North Road Races

Sorted on Laps

U/ Lightweight 125 & Northern 400

Olivers Mount 2.430 Miles

Race 4 - 1st Leg

21/07/2012 14:29

Race (8 Laps) started at 14:29:03

Pos	No.	Name	Bike	cc	Laps	Total Tm	Diff	Best Tm	In Lap	Avg. Speed	Best Speed
1	15	Daniel Frear	Kawasaki	ZXR 400	8	15:49.212		1:57.820	3	73.729	74.249
2	52	James Cowton	Honda	RVF 400	8	15:55.186	5.974	1:58.285	8	73.267	73.957
3	5	Chris Palmer	Mannin Honda	RS 125	8	16:13.409	24.197	1:59.135	2	71.896	73.429
4	42	Bob Farrington	Kawasaki	ZXR 400	8	16:40.143	50.931	2:02.989	6	69.974	71.128
5	98	Paul Owen	Stakstop	WR 450	8	16:48.793	59.581	2:04.542	8	69.374	70.241
6	104	Daley Mathison	Honda	RS 125	8	16:50.888	1:01.676	2:02.993	8	69.230	71.126
7	20	Davide Ansaldi	Kawasaki	ZXR 400	8	17:39.956	1:50.744	2:10.452	7	66.025	67.059
8	23	Sarah Boyes	Honda	RS 125	8	17:40.380	1:51.168	2:09.523	7	65.999	67.540
9	133	Cathal Whelan	Honda	RVF400	8	18:05.489	2:16.277	2:13.807	5	64.472	65.378

Not classified

DNF	39	Chris Smith	Kawasaki	ZXR 400	7	15:03.438	DNF	2:06.621	3	67.781	69.088
DNF	22	Tony Flinton	Honda	CBR 399	3	6:25.486	DNF	2:06.495	2	68.080	69.157
DNF	74	Dylan Davies	Honda	RS 125	2	4:18.999	DNF	2:06.970	2	67.552	68.898

Margin of Victory	Avg. Speed	Best Lap Tm	Best Speed	Best Lap by
5.974	73.729	1:57.820	74.249	15 - Daniel Frear

Timekeeper:

Clerk Of Course:

Weather / Track:

Results: [www.sportstiming.com](http://www.sportstiming.com)

Printed: 21/07/2012 14:48:14



# Cock O' The North Road Races

## Lapchart


U/ Lightweight 125 & Northern 400

Olivers Mount 2.430 Miles

Race 4 - 1st Leg

21/07/2012 14:29

Race (8 Laps) started at 14:29:03



Competitors	Laps									
	0	1	2	3	4	5	6	7	8	
James Cowton (52)	1	52	15	15	15	15	15	15	15	15
Daniel Frear (15)	2	15	52	52	52	52	52	52	52	52
Chris Palmer (5)	3	5	5	5	5	5	5	5	5	5
Bob Farrington (42)	4	42	42	42	42	42	42	42	42	42
Chris Smith (39)	5	39	98	98	98	98	98	98	98	98
Paul Owen (98)	6	98	104	22	22	104	104	104	104	104
Sarah Boyes (23)	7	23	22	104	104	39	39	39	39	20
Dylan Davies (74)	8	74	74	74	39	20	20	20	20	23
Tony Flinton (22)	9	22	39	39	20	23	23	23	23	133
Daley Mathison (104)	10	104	133	20	133	133	133	133	133	
Cathal Whelan (133)	11	133	20	133	23					
Davide Ansalidi (20)	12	20	23	23						

Timekeeper:

Clerk Of Course:

Weather / Track:

Results: [www.sportstimingservices.com](http://www.sportstimingservices.com)

Printed: 21/07/2012 14:50:05



# Cock O' The North Road Races

U/ Lightweight 125 & Northern 400

Olivers Mount 2.430 Miles

Race 4 - 1st Leg

21/07/2012 14:29

Race (8 Laps) started at 14:29:03

Lap	Time of Day	Lap Tm	S1	S2
<b>(15) Daniel Frear</b>				
1	14:31:03.722	2:00.176		
2	14:33:01.777	1:58.055		
3	14:34:59.597	<b>1:57.820</b>		
4	14:36:58.214	1:58.617		
5	14:38:56.359	1:58.145		
6	14:40:55.186	1:58.827		
7	14:42:53.058	1:57.872		
8	14:44:52.732	1:59.674		
<b>(52) James Cowton</b>				
1	14:31:04.796	2:01.276		
2	14:33:03.798	1:59.002		
3	14:35:02.966	1:59.168		
4	14:37:02.233	1:59.267		
5	14:39:02.176	1:59.943		
6	14:41:00.750	1:58.574		
7	14:43:00.421	1:59.671		
8	14:44:58.706	<b>1:58.285</b>		
<b>(5) Chris Palmer</b>				
1	14:31:05.640	2:02.046		
2	14:33:04.775	<b>1:59.135</b>		
3	14:35:05.228	2:00.453		
4	14:37:06.442	2:01.214		
5	14:39:08.938	2:02.496		
6	14:41:11.332	2:02.394		
7	14:43:13.826	2:02.494		
8	14:45:16.929	2:03.103		
<b>(42) Bob Farrington</b>				
1	14:31:09.115	2:05.154		
2	14:33:13.475	2:04.360		
3	14:35:17.904	2:04.429		
4	14:37:22.987	2:05.083		
5	14:39:26.421	2:03.434		
6	14:41:29.410	<b>2:02.989</b>		
7	14:43:34.610	2:05.200		
8	14:45:43.663	2:09.053		
<b>(98) Paul Owen</b>				
1	14:31:11.541	2:07.396		
2	14:33:16.832	2:05.291		
3	14:35:22.342	2:05.510		
4	14:37:28.010	2:05.668		
5	14:39:34.105	2:06.095		
6	14:41:41.487	2:07.382		
7	14:43:47.771	2:06.284		
8	14:45:52.313	<b>2:04.542</b>		
<b>(104) Daley Mathison</b>				
1	14:31:14.644	2:10.156		
2	14:33:22.033	2:07.389		
3	14:35:29.497	2:07.464		
4	14:37:36.509	2:07.012		
5	14:39:41.624	2:05.115		
6	14:41:47.366	2:05.742		
7	14:43:51.415	2:04.049		
8	14:45:54.408	<b>2:02.993</b>		
<b>(20) Davide Ansaldo</b>				
1	14:31:21.963	2:17.212		
2	14:33:34.162	2:12.199		
3	14:35:45.873	2:11.711		
4	14:37:57.844	2:11.971		

Lap	Time of Day	Lap Tm	S1	S2
5	14:40:10.310	2:12.466		
6	14:42:21.980	2:11.670		
7	14:44:32.432	<b>2:10.452</b>		
8	14:46:43.476	2:11.044		
<b>(23) Sarah Boyes</b>				
1	14:31:22.480	2:18.134		
2	14:33:37.362	2:14.882		
3	14:35:51.889	2:14.527		
4	14:38:03.912	2:12.023		
5	14:40:14.098	2:10.186		
6	14:42:24.597	2:10.499		
7	14:44:34.120	<b>2:09.523</b>		
8	14:46:43.900	2:09.780		
<b>(133) Cathal Whelan</b>				
1	14:31:21.955	2:17.211		
2	14:33:37.253	2:15.298		
3	14:35:51.819	2:14.566		
4	14:38:05.955	2:14.136		
5	14:40:19.762	<b>2:13.807</b>		
6	14:42:35.641	2:15.879		
7	14:44:50.951	2:15.310		
8	14:47:09.009	2:18.058		
<b>(39) Chris Smith</b>				
1	14:31:16.393	2:12.432		
2	14:33:23.043	2:06.650		
3	14:35:29.664	<b>2:06.621</b>		
4	14:37:40.260	2:10.596		
5	14:39:49.420	2:09.160		
6	14:41:57.825	2:08.405		
7	14:44:06.958	2:09.133		
<b>(22) Tony Flinton</b>				
1	14:31:15.161	2:10.758		
2	14:33:21.656	<b>2:06.495</b>		
3	14:35:29.006	2:07.350		
<b>(74) Dylan Davies</b>				
1	14:31:15.549	2:11.192		
2	14:33:22.519	<b>2:06.970</b>		

Timekeeper:

Clerk Of Course:

Weather / Track:

Results: [www.sportstimingservices.com](http://www.sportstimingservices.com)

Printed: 21/07/2012 14:52:43



# Cock O' The North Road Races

Sorted on Laps

U/ Lightweight 125 & Northern 400

Olivers Mount 2.430 Miles

Race 14 - 2nd Leg

22/07/2012 14:36

Race (8 Laps) started at 14:36:53

Pos	No.	Name	Bike	cc	Laps	Total Tm	Diff	Best Tm	In Lap	Avg. Speed	Best Speed
1	15	Daniel Frear	Kawasaki	ZXR 400	8	15:48.150		1:56.390	5	73.811	75.161
2	52	James Cowton	Honda	RVF 400	8	15:57.433	9.283	1:56.745	4	73.095	74.933
3	5	Chris Palmer	Mannin Honda	RS 125	8	16:11.924	23.774	1:59.844	2	72.006	72.995
4	98	Paul Owen	Stakstop	WR 450	8	16:42.150	54.000	2:04.291	2	69.834	70.383
5	22	Tony Flinton	Honda	CBR 399	8	16:48.040	59.890	2:03.564	8	69.426	70.797
6	39	Chris Smith	Kawasaki	ZXR 400	8	16:48.622	1:00.472	2:03.997	7	69.386	70.550
7	42	Bob Farrington	Kawasaki	ZXR 400	8	17:14.223	1:26.073	2:07.383	3	67.668	68.675
8	20	Davide Ansaldi	Kawasaki	ZXR 400	8	17:26.140	1:37.990	2:09.488	8	66.897	67.558
9	23	Sarah Boyes	Honda	RS 125	8	17:38.549	1:50.399	2:10.625	4	66.113	66.970
10	133	Cathal Whelan	Honda	RVF400	8	18:06.081	2:17.931	2:11.909	3	64.437	66.318

Not classified

DNF	104	Daley Mathison	Honda	RS 125	2	4:15.801	DNF	2:05.013	2	68.397	69.977
DNF	73	Justin Waring	Honda	RS125		0.408	DNF		0	-	-
DNF	74	Dylan Davies	Honda	RS 125		1.058	DNF		0	-	-

Margin of Victory	Avg. Speed	Best Lap Tm	Best Speed	Best Lap by
9.283	73.811	1:56.390	75.161	15 - Daniel Frear

Timekeeper:

Clerk Of Course:

Weather / Track:

Results: [www.sportstiming.com](http://www.sportstiming.com)

Printed: 22/07/2012 14:55:19



# Cock O' The North Road Races

## Lapchart


U/ Lightweight 125 & Northern 400

Olivers Mount 2.430 Miles

Race 14 - 2nd Leg

22/07/2012 14:36

Race (8 Laps) started at 14:36:53



Competitors	Laps									
	0	1	2	3	4	5	6	7	8	
Daniel Frear (15)	1	15	52	15	15	15	15	15	15	15
James Cowton (52)	2	52	15	52	52	52	52	52	52	52
Chris Palmer (5)	3	5	5	5	5	5	5	5	5	5
Justin Waring (73)	4	73	98	98	98	98	98	98	98	98
Bob Farrington (42)	5	42	39	39	39	39	22	22	39	22
Chris Smith (39)	6	39	104	104	22	22	39	39	22	39
Paul Owen (98)	7	98	42	22	42	42	42	42	42	42
Sarah Boyes (23)	8	23	22	42	20	20	20	20	20	20
Daley Mathison (104)	9	104	20	20	133	23	23	23	23	23
Tony Flinton (22)	10	22	133	133	23	133	133	133	133	133
Dylan Davies (74)	11	74	23	23						
Davide Ansaldo (20)	12	20								
Cathal Whelan (133)	13	133								

Timekeeper:

Clerk Of Course:

Weather / Track:

Results: [www.sportstimingservices.com](http://www.sportstimingservices.com)

Printed: 22/07/2012 14:56:30



# Cock O' The North Road Races

U/ Lightweight 125 & Northern 400

Olivers Mount 2.430 Miles

Race 14 - 2nd Leg

22/07/2012 14:36

Race (8 Laps) started at 14:36:53

Lap	Time of Day	Lap Tm	S1	S2
<b>(15) Daniel Frear</b>				
1	14:38:54.720	2:01.074		
2	14:40:51.825	1:57.105		
3	14:42:49.539	1:57.714		
4	14:44:46.024	1:56.485		
5	14:46:42.414	<b>1:56.390</b>		
6	14:48:40.815	1:58.401		
7	14:50:41.299	2:00.484		
8	14:52:41.796	2:00.497		
<b>(52) James Cowton</b>				
1	14:38:54.263	2:00.616		
2	14:40:52.232	1:57.969		
3	14:42:49.888	1:57.656		
4	14:44:46.633	<b>1:56.745</b>		
5	14:46:45.707	1:59.074		
6	14:48:47.036	2:01.329		
7	14:50:49.246	2:02.210		
8	14:52:51.079	2:01.833		
<b>(5) Chris Palmer</b>				
1	14:38:55.740	2:02.058		
2	14:40:55.584	<b>1:59.844</b>		
3	14:42:55.703	2:00.119		
4	14:44:57.239	2:01.536		
5	14:46:58.686	2:01.447		
6	14:49:00.253	2:01.567		
7	14:51:02.984	2:02.731		
8	14:53:05.570	2:02.586		
<b>(98) Paul Owen</b>				
1	14:39:00.409	2:05.975		
2	14:41:04.700	<b>2:04.291</b>		
3	14:43:09.432	2:04.732		
4	14:45:14.261	2:04.829		
5	14:47:19.919	2:05.658		
6	14:49:25.544	2:05.625		
7	14:51:30.398	2:04.854		
8	14:53:35.796	2:05.398		
<b>(22) Tony Flinton</b>				
1	14:39:06.499	2:11.799		
2	14:41:13.455	2:06.956		
3	14:43:18.844	2:05.389		
4	14:45:23.694	2:04.850		
5	14:47:28.521	2:04.827		
6	14:49:32.995	2:04.474		
7	14:51:38.122	2:05.127		
8	14:53:41.686	<b>2:03.564</b>		
<b>(39) Chris Smith</b>				
1	14:39:03.102	2:08.785		
2	14:41:08.989	2:05.887		
3	14:43:14.955	2:05.966		
4	14:45:21.793	2:06.838		
5	14:47:28.933	2:07.140		
6	14:49:33.237	2:04.304		
7	14:51:37.234	<b>2:03.997</b>		
8	14:53:42.268	2:05.034		
<b>(42) Bob Farrington</b>				
1	14:39:05.376	2:11.090		
2	14:41:13.895	2:08.519		
3	14:43:21.278	<b>2:07.383</b>		
4	14:45:30.222	2:08.944		

Lap	Time of Day	Lap Tm	S1	S2
5	14:47:40.617	2:10.395		
6	14:49:49.935	2:09.318		
7	14:51:58.526	2:08.591		
8	14:54:07.869	2:09.343		
<b>(20) Davide Ansaldo</b>				
1	14:39:08.446	2:13.518		
2	14:41:18.788	2:10.342		
3	14:43:29.745	2:10.957		
4	14:45:39.736	2:09.991		
5	14:47:50.481	2:10.745		
6	14:50:00.538	2:10.057		
7	14:52:10.298	2:09.760		
8	14:54:19.786	<b>2:09.488</b>		
<b>(23) Sarah Boyes</b>				
1	14:39:11.505	2:16.848		
2	14:41:24.232	2:12.727		
3	14:43:36.182	2:11.950		
4	14:45:46.807	<b>2:10.625</b>		
5	14:47:57.480	2:10.673		
6	14:50:09.002	2:11.522		
7	14:52:20.183	2:11.181		
8	14:54:32.195	2:12.012		
<b>(133) Cathal Whelan</b>				
1	14:39:11.123	2:15.855		
2	14:41:23.881	2:12.758		
3	14:43:35.790	<b>2:11.909</b>		
4	14:45:49.856	2:14.066		
5	14:48:04.958	2:15.102		
6	14:50:21.459	2:16.501		
7	14:52:38.892	2:17.433		
8	14:54:59.727	2:20.835		
<b>(104) Daley Mathison</b>				
1	14:39:04.434	2:09.744		
2	14:41:09.447	<b>2:05.013</b>		

Timekeeper:

Clerk Of Course:

Weather / Track:

Results: [www.sportstimingservices.com](http://www.sportstimingservices.com)

Printed: 22/07/2012 14:57:41